

PIVOT^{4A}

LEARNER'S MATERIAL

GRADE 2 - ENGLISH



QUARTER 3

Republic Act 8293, section 176 states that: No copyright shall subsist in any work of the Government of the Philippines. However, prior approval of the government agency or office wherein the work is created shall be necessary for exploitation of such work for profit. Such agency or office may, among other things, impose as a condition the payment of royalties.

Borrowed materials (songs, stories, poems, pictures, photos, brand names, trademarks, etc.) included in this module are owned by their respective copyright holders. Every effort has been exerted to locate and seek permission to use these materials from their respective copyright owners. The publisher and the authors do not represent nor claim ownership over them.

This module was carefully examined and revised in accordance with the standards prescribed by the DepEd Regional Office 4A and CLMD CALABARZON. All parts and sections of the module are assured not to have violated any rules stated in the Intellectual Property Rights for learning standards.

The Editors

PIVOT 4A Learner's Material
Quarter 3
Second Edition, 2021

English Grade 2

Job S. Zape, Jr.
PIVOT 4A Instructional Design & Development Lead

Leeroi Christian Q. Rubio
Content Creator & Writer

Jhonathan S. Cadavido, Noel D. Anciado & Wenifreda S. Diquit
Internal Reviewers & Editors

Lhovie A. Cauilan, Hiyasmin D. Capelo & Don Kirby M. Alvarez
Layout Artists & Illustrators

Jeewel Cabriga, Alvin G. Alejandro & Melanie Mae N. Moreno
Graphic Artists & Cover Designers

Ephraim L. Gibas
IT & Logistics

Published by: Department of Education Region IV-A CALABARZON
Regional Director: **Francis Cesar B. Bringas**

PIVOT 4A CALABARZON English G2




Clues

Lesson

In this lesson, you will know when to use clues to answer questions, clarify understanding, and justify predictions before, during, and after reading the titles, pictures, etc.

A **clue** is a piece of evidence that helps solve a problem. It is a hint or guide on how you can identify the problem or mystery, and leads you towards the solution. It is helpful in defining unfamiliar word, phrase, image, idea, and action.



Using the given picture, answer the following questions:

- What game are they playing?
- What number is written on one of the girl's shirt?

D

Learning Task 1: Match the items in Column A with the pictures they represent in Column B. Write the letters of your answers on your answer sheet.

Column A

___ 1. Drawing

___ 2. Watering the plants


___ 3. Teaching

Column B


A.



B.



C.



Learning Task 2: Look at the pictures carefully. Identify what character does in each picture. Write your answers on your answer sheet.

1.



2.




3.



Clues

Clues help us determine the meaning of words that we do not understand. An image may serve as a clue in providing meaning or description about a given sentence.

Examples:



Angela is playing her xylophone.



My mother is cooking our breakfast.



Anna is cleaning her ears.

E

Learning Task 3: Identify the picture that best matches each description. Write the letters of your answers on your answer sheet.

A. Singing

B. Flying a Kite

C. Running


1.



3.



2.



Learning Task 4: Complete the sentences by choosing your answers from the box. Use the pictures as your clues. Write your answers on your answer sheet.

happy thinking nervous



1. Anna is very _____.



2. Rolly is _____ because it's his first time joining a singing contest.



3. Valentin keeps on _____ of the best gift for his friend.

A

Complete the paragraph by selecting the correct answers from the choices below. Write your answers on your answer sheet.

description clue picture

A (1) _____ gives us hint in understanding a sentence. Usually, a (2) _____ is attached to a sentence to clarify its meaning or (3) _____.

Synonyms and Antonyms

Lesson

I

In this lesson, you are expected to recognize that some words have same meaning (synonyms) and opposite meaning (antonyms).

As a learner, you may enrich your skills through different vocabulary strategies such as synonyms and antonyms. **Synonyms** show the similarities of words while **antonyms** show their opposites.

Read the examples.

Set A

Words	Synonyms
happy	glad
big	large
fast	quick
child	kid
tiny	little
rich	wealthy
beautiful	pretty
begin	start
false	untrue

Set B

Words	Antonyms
happy	sad
big	small
fast	slow
child	adult
tiny	big
rich	poor
beautiful	ugly
begin	end
false	true

The words are examples of synonyms and antonyms. Set A presents words that show similarities. Set B, meanwhile, lists words with opposite meanings.

D

Learning Task 1: Match the items in Column A with their synonyms in Column B. Write the letters of your answers on your answer sheet.

- Column A**
- _____ 1. scared
 - _____ 2. wealthy
 - _____ 3. clean
 - _____ 4. quiet
 - _____ 5. quick
 - _____ 6. correct

- Column B**
- A. tidy
 - B. rich
 - C. afraid
 - D. silent
 - E. fast
 - F. right

Learning Task 2: Match the items in Column A with their antonyms in Column B. Write the letters of your answers on your answer sheet.

- Column A**
- _____ 1. below
 - _____ 2. close
 - _____ 3. happy
 - _____ 4. man
 - _____ 5. start
 - _____ 6. cold

- Column B**
- A. above
 - B. end
 - C. sad
 - D. hot
 - E. open
 - F. woman

Synonyms and Antonyms

Synonym refers to a word that has the same or nearly the same meaning with other word/s. It is the same or similar to the given word.

- Examples:
- | | | |
|--------|---|-------------|
| circle | - | round |
| neat | - | clean/tidy |
| smart | - | intelligent |

Antonym refers to the exact opposite of another word. It has an opposite meaning with the given word.

- Examples:
- | | | |
|-------|---|-------|
| hard | - | soft |
| hot | - | cold |
| clean | - | dirty |

E

Learning Task 3: Write Synonym if the given words have the same meaning, and Antonym if they are opposite. Write your answers on your answer sheet.

- | | |
|-----------------|-------------------|
| 1. small—little | 4. left—right |
| 2. true—false | 5. good—bad |
| 3. home—house | 6. difficult—hard |

Learning Task 4: Read the words on the left. Encircle their synonyms and box the antonyms. Do this on your answer sheet.

1. wrong	correct	false
2. small	tiny	big
3. easy	simple	hard

Learning Task 5: Find the antonym of every underlined word in each sentence. Choose your answers from the given choices inside the box. Write your answers on your answer sheet.

cold hard happy

- _____ 1. I would like to have some hot water.
_____ 2. Nathan was mad when he received his gift.
_____ 3. Our exam was very easy.

A

Complete the paragraph by selecting your answers from the choices below on your answer sheet.

vocabulary same opposite

Two of the common strategies in developing (1)_____ skills are through synonyms and antonyms. Synonyms refer to words that have the (2)_____ meanings while antonyms refer to words that have (3)_____ meanings.



Word Cline

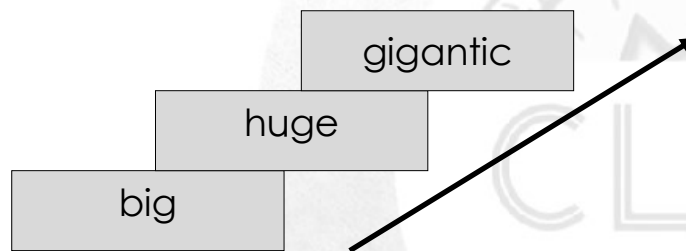
Lesson

In this lesson, you are expected to create or expand word cline.

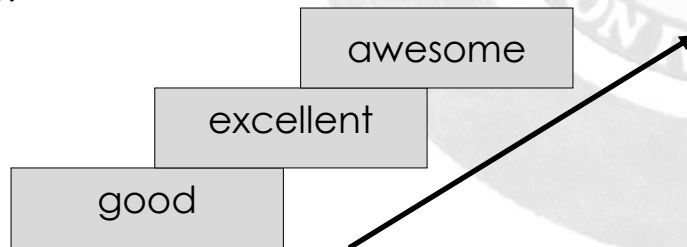
Word cline can help you discover and use new words or vocabulary. Word clines are composed of different words that are related to each other. They are words with similar meanings (synonym) but with different levels of intensity. These words are placed within a slope which goes from one extreme to another.

Study the examples.

Example A:



Example B:



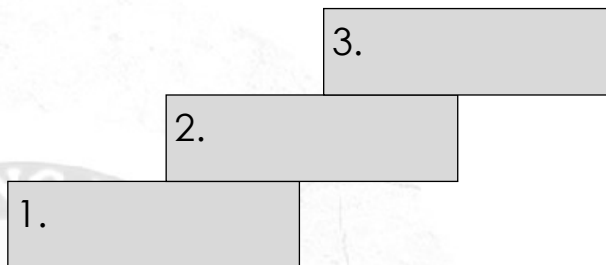
Analyze the examples above by answering the questions below.

- In Example A, which word has the weakest intensity?
- In Example A, which word has the strongest intensity?
- In Example B, which word has the weakest intensity?
- In Example B, which word has the strongest intensity?

D

Learning Task 1: Read the words inside the box. Arrange them from weakest to strongest. Place the weakest word to strongest word in Box 1, 2, and 3. Do this on your answer sheet.

Unhappy	upset	sad
---------	-------	-----



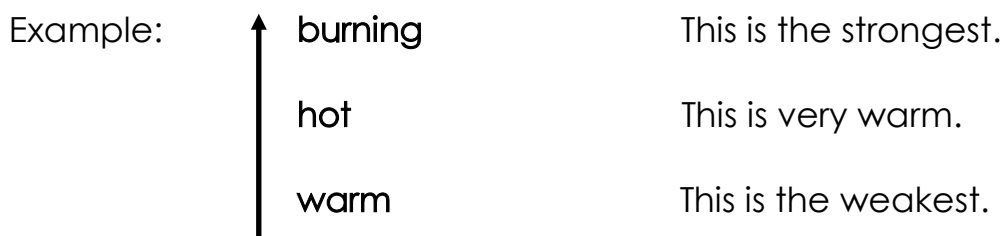
Learning Task 2: Read the lists of words. Arrange them from weakest to strongest. Write each set in a cline. Do this on your answer sheet.

1. jubilant, happy, joyful
2. pretty, beautiful, glamorous
3. cold, chilly, freezing

Word Cline

Word cline is a presentation of words in different levels of intensity. The words in a cline have related meanings but differ in levels. Usually, the words are arranged in extremes from the weakest word to the strongest word.

In creating word clines, it is very helpful to know the synonyms of a word. Remember that these words are related but they differ in level.



E

Learning Task 3: Read the sentences. Write **A** if the sentence has the weakest intensity, **B** for the middle intensity, and **C** for the strongest intensity. Do this on your answer sheet.

_____ 1. The farmers discovered a giant rock formation.

_____ 2. Nicolas is my tall brother.

_____ 3. The mayor inaugurated the towering statue in our town.

Learning Task 4: Arrange the given words from weakest to strongest. Write your answers on your answer sheet.

bright clever genius

- ↑
3. _____
2. _____
1. _____

A

Complete the paragraph by choosing your answers from the choices and write your answers on your answer sheet.

intensity clines weakest

Word (1)_____ are composed of words with related meanings but with different levels of (2)_____. The words are arranged from (3)_____ to strongest level.

Made-Up and Real Texts/Stories


Lesson



In this lesson, you will be able to recognize the difference between “made-up” and “real” in texts listened to.

As a child, you have probably been exposed to various stories that could either be made-up or real. Made-up texts are stories that could not happen in real life while real texts are those which could really happen.

Look at the pictures. Identify the pictures which could tell made-up and real-life stories.



Which pictures could tell made-up and real-life stories?

Pictures A and D could tell real-life stories as they could happen in real-life. However, Pictures B and C are pictures that could tell made-up stories as they could not really happen in real-life.

D

Learning Task 1: Write **Made-up** if the statement talks about made-up stories, and **Real** if the statement is about real stories.

- _____ 1. It talks about true events.
- _____ 2. This is for amusement or entertainment purposes only.
- _____ 3. It talks about facts.
- _____ 4. This story never happened at all.
- _____ 5. It is also called as "fiction".

Learning Task 2: Group the words inside the box as to **made-up** or **real**. Do this on your answer sheet.

fairy	monster	moon
school	Earth	Mickey Mouse

Made-Up Stories	Real Stories

Made-up and Real Stories

Made-up stories, also known as **fictions** are texts that cannot happen in real life. They are considered to have never happened at all. They are written for amusement or entertainment purposes only.

Examples:

- The fairy granted her wish.
- The genie helped him achieve his dreams.

Real Stories are texts that happen or may happen in real-life. They present facts and talk about true events.

Examples:

- Jose P. Rizal is a Filipino hero.
- Hermano Pule is a local hero.

E

Learning Task 3: Encircle **Real** if the sentence may happen in real life, or **Made-up** if the sentence could never happen in reality. Do this on your answer sheet.

- | | | |
|------------------------------------|------|---------|
| 1. I saw a pink elephant. | Real | Made-up |
| 2. An eagle can fly. | Real | Made-up |
| 3. My cat is driving the car. | Real | Made-up |
| 4. The mouse answered my quiz. | Real | Made-up |
| 5. The doctor treated the patient. | Real | Made-up |

Learning Task 4: Write **R** if the statement may happen in real-life and **M** if the statement is made-up.

- _____ 1. I want to buy wings and fly high up in the sky.
_____ 2. There are different plant species in the forest.
_____ 3. Cows give milk.
_____ 4. Batman saved the world.
_____ 5. Christmas is celebrated every December 25th.

A

Complete the paragraph by selecting your answers from the given choices. Write your answers on your answer sheet.

Real

made-up

Stories

- (1)_____ may be categorized into real and made-up.
(2)_____ stories are those that have happened and may happen in real-life. Meanwhile, (3)_____ stories are those that are fictional. They cannot happen in real-life.

Important Details in Expository Texts

Lesson



In this lesson, you will be able to identify important details in expository text listened to.

Expository texts are informative texts that explain something to the readers. They give facts and information about a specific topic. The author's purpose is to inform, describe, or explain his or her topic.

Examples of expository texts are found in textbooks, newspapers, magazines, journals, biographies, encyclopedias, atlases, and other informative materials.

This is an example of expository text.

How do clouds form?



Cloud formation starts with evaporation as the water on Earth is heated by the sun. The water vapor rises into the air. The tiny droplets of water group together and become clouds. If the air becomes cold enough, the cloud falls down as rain!

The paragraph tells how clouds are formed. The details and process on how they are formed are presented. This kind of paragraph that gives information is known as an **Expository Text**.

D

Learning Task 1: Write True if the statement about an expository text is correct, and False if it is not. Do this on your answer sheet.

- ___ 1. It presents information and facts.
- ___ 2. It aims to amuse or entertain the readers.
- ___ 3. It may present a process or steps in doing something.
- ___ 4. It is fictional in nature.
- ___ 5. It may compare and contrast two or more items or subjects.

Expository Texts

Expository texts are fact-based texts. These are non-fiction texts that provide information or details about a particular topic or subject matter.

These are five ways in presenting an expository text.

1. **Description** - presents characteristics, features, and examples to describe a subject or topic.
2. **Sequence** - presents items or events in numerical or chronological order.
3. **Comparison and Contrast** – explains how two or more things are alike or different.
4. **Cause and Effect** – explains the causes and the results.
5. **Problem and Solution** – states a problem and lists solution/s for it.

E

Learning Task 2: Identify what ways of expository text is used in each item. Select your answers from the choices. Write your answers on your answer sheet.

Description	Sequence	Comparison and Contrast
Cause and Effect	Problem and Solution	

- _____ 1. In planting, you have to place first some soil in a pot. Then, put the flower seeds in it.
- _____ 2. Desiree is smaller than Emma.
- _____ 3. COVID-19 hit the country. All schools were closed.
- _____ 4. Many Filipinos were affected by the COVID-19 pandemic. The government provided support funds to them.
- _____ 5. The Philippines is a country in Southeast Asia. It is divided into three major island groups--Luzon, Visayas and Mindanao.

Learning Task 3: Arrange the following in sequence or in order. Write 1 for the first, 2 for the second, and 3 for the last.

How to plant flowers?

- ___ Water it everyday and put it in a place where there is sunlight.
- ___ In a pot, put some soil.
- ___ Put some flower seeds.

Learning Task 4: Write A if the statements are alike or have the same ideas, and D if they are different.

- _____ 1. Josh: Let's go to the mall and buy some new clothes.
Robbie: I was thinking of the same thing. Let's go!
- _____ 2. The difference between Annie and Sophie is that Annie does not like to eat vegetables, but Sophie loves them.
- _____ 3. Both Daisy and Sonia want to go to the beach.

Learning Task 5: Choose the possible cause and effect of the given situations. Write your answers on your answer sheet.

1. If we cut trees, what will happen?
 - A. flooding
 - B. burning
 - C. soil erosion

2. Rolly got passing grade on his test because _____.
 - A. he studied well
 - B. he played all day
 - C. he slept all night

3. Lightning struck the tree, therefore _____.
 - A. there was a storm
 - B. the tree fell
 - C. the tree cut into two pieces

A

Complete the paragraph by selecting your answers from the choices below. Write your answers on your answer sheet.

description	non-fiction	inform
-------------	-------------	--------

Expository texts are (1)_____ or fact-based texts. They tell details or information about a particular topic. They are written to (2)_____, describe, or explain. Some types or elements of expository texts include (3)_____, sequence, comparison and contrast, cause and effect, and problem and solution.

Retelling Events

Lesson



In this lesson, you will be able to retell and/or reenact events from a story.

Retelling events is a skill which we use regularly, such as telling someone about our day or weekend. It is a difficult task and requires many smaller skills to be developed first.

In retelling events, you have to remember or act out all important events, but it would be better if you can remember the entire story.

This is an example of a short story.

The Garden



Julia and Anna went gardening yesterday. They watered the plants and bushes. Julia picked up the dried leaves and threw them in the garbage bin. Anna planted sunflower seeds. After doing their tasks, they sat under the tree and ate apples and bananas. They immediately went back to their house because it rained.

Answer the following questions:

- Where did Julia and Anna go?
- What did Julia do in the garden?
- What did Anna do in the garden?
- Why did they go back to their house?

D

Learning Task 1: Read the short story. Choose the best answer for each question. Write the letters of your answers on your answer sheet.

Hamburger Sunday

Michelle and her friends have hamburgers every Sunday night for dinner. She helps her friend Lily prepare the buns. When the ham is done, Michelle sets the table. Everyone enjoys the delicious hamburgers!

- _____ 1. What do Michelle and her friends eat on Sundays?
A. hotdog B. hamburger C. fries
- _____ 2. What do Michelle and Lily prepare?
A. hotdog B. sauce C. buns
- _____ 3. What does Michelle do after cooking the ham?
A. eats B. sets the table C. goes home

Learning Task 2: Read the short story. Choose the best answer for each question. Write the letters of your answers on your answer sheet.

Red Riding Hood

Mother gave Red Riding Hood a basket of food for Granny. On her way through the woods, Red met the wolf. The wolf ran ahead to Granny's house and pretended that he was Granny. "What big eyes you have!," said Red. "And what big ears you have!" Red screamed when the wolf tried to eat her. The woodcutter came and frightened the wolf away.

- _____1. Who went to visit her granny?
A. Red Riding Hood B. Fox C. Woodcutter
- _____2. Who said “What big eyes you have”?
A. Red Riding Hood B. Fox C. Woodcutter
- _____3. Who frightened the wolf away?
A. Red Riding Hood B. Fox C. Woodcutter

Learning Task 3: Write **True** if the statement is correct, and **False** if not. Do this on your answer sheet.

- _____1. Retelling events refers to remembering what we read or listened to.
- _____2. You must read the story again while retelling.
- _____3. It is okay to forget the important details of the story in retelling it.

Retelling and/or Reenacting Events

Retelling events is simply to tell the story again by focusing on the important details. These details include the characters, settings, and events.

Reenacting events refers to acting out a story. From the story that you have read or listened to, you have to act it out by focusing on the important details or information. You may also relate yourself in every event, so you can easily remember or recall what happened.

Retelling and reenacting events are two important skills that you must have to check how you understand a particular story. In doing these, you need to actively listen and focus on the details or information presented to you.

E

Learning Task 4: Read the short story. Choose the best answer for each question. Write the letters of your answers on your answer sheet.

Amber the Ant and the Dove

One hot day, Amber the Ant was searching for some water. He came to a spring. But to reach it, he had to climb up a blade of grass. While making his way up, he slipped and fell into the water. A dove sitting on the nearby tree saw him and quickly plucked a leaf and dropped it into the water to save the drowning ant.

- _____ 1. Where did the ant climb to get some water?
A. tree B. vine C. blade of grass
- _____ 2. How did the Dove save the ant?
A. plucked a leaf and dropped it in the water
B. swam
C. called a friend
- _____ 3. If you were the Dove and you saw an ant drowning, what would you do?
A. save the ant B. fly and enjoy C. go home

Learning Task 5: Read the short story. Select the best answer for every question. Write the letters of your answers in your notebook.

Harry and the Purple Crayon

Harry is very imaginative. One day, he decided to go for a walk. He took with him his favorite purple crayon. He drew the moon. It started following him in his path as he continued his walk. Along the road, he drew his favorite tree with his purple crayon. Moving a little further, he drew a beautiful sea with a boat to sail.

- _____ 1. Who is the main character in the story?
A. Peter B. Gary C. Harry

_____2. What is the favorite color of the main character?
A. blue B. purple C. pink

_____3. What was the last thing that Harry drew?
A. moon B. tree C. sea

Learning Task 6: Reenact the story in Learning Task 5. Do this in front of your parents, guardians, or siblings. Then, ask them to give their comments about your performance using the questions below. Write your comments on your answer sheet.

1. Was I able to reenact the events well?
2. Did I include all important details in reenacting the story?

A _____

Complete the paragraph by selecting your answers from the choices below. Write your answer on your answer sheet.

events

understands

Reenacting

Retelling (1)_____ refers to recalling of the important details from the story read or listened to. (2)_____ events means acting out the story using the necessary information. Retelling and reenacting events are two important skills that one must have to know if he/she (3)_____ a particular story.

Major Points and Key Themes

Lesson



In this lesson, you are expected to identify major points and key themes.

Every story has different elements. It has characters, settings, and events. These significant details play important roles in understanding the story.

Aside from these story elements, stories also give specific major points and key themes. As a reader, it is necessary that you are able to identify the major points and key theme shown in each story.

Read the story.

The Studious Pupil



Anthony is a studious pupil. He performs well in school. He gets good grades in almost all of his subjects. In school, he listens well to his teacher. He also actively participates in class discussions. At home, he reads a lot of books during his free time. He also does his assignments. He prepares his projects before the deadline. He studies well to serve as good example to other pupils. He also wants to achieve his dreams someday.

The selection above tells us that Anthony is a studious pupil as he studies well in school and at home. This is the major point.

It also tells that studying well can help one get good grades and be successful in life. This is the theme.

D

Learning Task 1: Read the paragraph. Answer the questions that follow. Write the letters of your answers on your answer sheet.

My Cat

I have a cat named Floppy. I taught her lots of tricks. When I call her, she comes to me immediately. She also massages my back even if I don't tell her to. When I say "sleep", she will close her eyes and pretend to be sleeping. I couldn't believe that a cat like her would be that smart.

- _____ 1. What is the major point of the paragraph?
A. Floppy is a cat.
B. Floppy can do tricks.
C. Floppy is smart.

- _____ 2. What is the best key theme of the story?
A. Cats are smart animals.
B. Cats are tricky animals.
C. Cats are sleepy animals.

Learning Task 2: Read each paragraph. Identify what each item tells. Write the letters of your answers on your answer sheet.

1. Carabaos help farmers in plowing the field. They give us milk and meat.
The story is about _____.
A. farmers B. carabaos C. meats

2. Emma and Roi go to school everyday. After school, they help their parents in doing household chores. Emma washes the dishes while Roi sweeps the floor.
The paragraph is about the _____.
A. honest children B. helpful children C. polite children

Major Points and Key Themes

The **major point** or **main idea** is the main point of a paragraph in a story. When summarizing a paragraph, it is most likely a one-sentence major point.

The key themes are facts or statements that bind the main ideas of the story. They provide the central idea of the whole story.

In every story, our goal is to understand its major point. In coming up with the key theme, you have to take note of the major or main ideas.

E

Learning Task 3: Read the paragraphs. Identify the theme and main idea in each story. Write the letters of your answers on your answer sheet.

The Bats

Some kinds of bats eat many insects. Some bats can eat up to 1,000 small insects in one hour. They are helpful to the environment. They help us by eating insects. Without them, we would have many insects in the environment.

- _____ 1. What is the major point of the story?
- A. Bats are mammals.
 - B. Bats can eat up to 1,000 insects in one hour.
 - C. Bats help in controlling the population of insects.
- _____ 2. What is the key theme of the story?
- A. bats' eating habits
 - B. bats' favorite food
 - C. bats' contribution to nature

Cold Weather

One day, **Hana** walked outside with her small pink jacket. But even if she was wearing one, she still felt very cold. She looked at her phone and noticed that it was 15 degrees outside. It was indeed cold due to *amihan*. She was chilling, so she decided to go back inside.

- _____3. What is the major point of the story?
A. It was very cold outside.
B. She wore pink jacket.
C. Hana went outside with her friends.
- _____4. What is the key theme of the story?
A. Cold weather makes us sleepy.
B. Cold weather tells us to wear jacket.
C. Cold weather prevents us from going outside.

A

Complete the paragraph by selecting your answers from the choices below. Write your answers on your answer sheet.

elements

major points

key themes

The (1)_____ of a story deal with what the story is all about. Meanwhile, the (2)_____ explain the central idea that a story tells. These two (3)_____ are both important in understanding a story or selection.

I

Repeated Patterns and Refrains

Lesson

Repeated patterns are frequently used structure or method of poetry writing. Certain words and/or sounds are repeated for effect or emphasis.

Refrain is a repeated line or group of lines that may be found at the middle, or usually at the end of each stanza. It may be repeated at regular intervals.

In this lesson, you are expected to participate in choral speaking and echo reading of short poems, rhymes, and stories with repeated patterns and refrains in English.

Read the examples.

Example A

I visited my grandfather.
I visited my grandmother.
They love to see me often.
They love to cook and sleep.
They rest under an old tree.

Example B

I visit them always
 As they love to see me often.
I love my grandparents.

They always cook and sleep.
 I bring their favorite food.
I love my grandparents.

Which of the examples show repeated patterns? Which one presents refrains?

Example A is a poem that shows repeated patterns. Two patterns are shown in the given poem---*I visited my* and *They*.

Example B shows the use of refrain. The last line in each stanza shows the refrain of the poem.

D

Learning Task 1: Read the poems carefully. Answer the questions that follow. Write the letters of your answers on your answer sheet.

The Moon
The moon shines in the dark.
The moon is half.
The moon is tainted.
So is the human heart.

- _____ 1. What is being repeated in the story?
A. sun B. moon C. heart
- _____ 2. What type of pattern is used in the poem?
A. repetitive pattern B. refrain
- _____ 3. Which among the words below rhymes with "moon"?
A. zoom B. noon C. room

My mother baked a delicious cake.
She prepared spaghetti and pancit.
It's my birthday.

Fried chicken was prepared
By my loving and supportive father.
It's my birthday.

- _____ 4. What is being repeated in the story?
A. It's my birthday. B. Fried chicken was prepared.
- _____ 5. What type of pattern is used in the poem?
A. repetitive Pattern B. refrain

Repeating Patterns and Refrain

Repeating patterns refers to the repeated words to place emphasis on the given poem. Sounds may also be repeated to emphasize the pattern.

Refrain is the repetition of lines. This is also to emphasize the idea shown in the poem. The lines may be repeated at the middle part of each stanza. However, refrain usually occurs at the end of each stanza.

E

Learning Task 2: Read the poem carefully. Answer the questions that follow. Write the letters of your answers in your notebook.

The stars shine bright at night.
The stars bring joy to my life.
The stars guide us in our lives.
They make us happy at night.

- _____ 1. What is being repeated in the story?
A. bright at night B. the stars
- _____ 2. What type of pattern is used in the poem?
A. repetitive pattern B. refrain

Learning Task 3: Read the poem or you can ask your parents, guardians, or siblings to read it with you.

I play my toys during my free time.
My parents allow me to bring them outside.
I am still a child.

My friends play with me in the park.
We bring our toys with us.
I am still a child.

A

Complete the paragraph by selecting the correct answers from the choices below. Write your answer on your answer sheet.

refrain

emphasis

patterns

Repeating (1)_____ refers to the repeated words or sounds to place (2)_____ on the given poem. Meanwhile, (3)_____ is the repetition of lines. This usually occurs at the end of each stanza.

Meanings through Personal Experiences

Lesson

Stories can be related to real-life experiences. We always learn lessons based on what we have experienced, and what we have read or listened to. One's personal experiences give wider views to better understand a particular story.

It is advantageous when we talk about things that each of us can relate to. If we can relate to a particular story, we can easily connect to its major points and ideas.

At the end of the lesson, you are expected to listen and respond to texts to clarify meanings while drawing on personal experiences.

Read the story and tell if you can relate to it.



Lara and her family love going to the beach. It relaxes them. They feel that they are safe whenever they are at the beach. It is also fun for them. The sound waves and the smell of the sea give them peace and make them happy.

Answer the following questions:

- Have you experienced going to the beach or have you known someone who had been to a beach?
- What did you/they feel while you/they were at the beach?
- Did you/they have fun at the beach?

D

Learning Task 1: Read the story. Answer the questions that follow. Write the letters of your answers on your answer sheet.

The Lonely Rainbow Horse

The Rainbow Horse is the prettiest among other horses in the farm. He has glowing pink, purple, and yellow skin. One day, a little brown pony asked the horse how he got his glowing skin. "Go away!," said the Rainbow Horse. The little brown pony was very upset and told the other horses what happened, and the day after that, no one wants to go near or help the Rainbow Horse.

- _____ 1. What did the little brown pony feel when he was asked by the Rainbow Horse to go away?
A. happy B. upset C. excited
- _____ 2. What would the Rainbow Horse feel when he knew that other horses would never go near or help him?
A. happy B. sad C. proud
- _____ 3. If you were the Rainbow Horse, what would you feel if you had the prettiest color among the horses?
A. lonely B. angry C. happy
- _____ 4. If you were the Rainbow Horse, what would you feel if other horses would not go near you?
A. lonely B. excited C. angry

Learning Task 2: Read the selections. Answer the given questions. Write the letters of the correct answers on your answer sheet.

- _____ 1. Bitoy left his snacks at home. Christian, his friend, shared his food with him. Is Christian a good friend?
A. Yes B. No

- _____2. Why did the Rose say those things to herself?
A. She is insecure.
B. She is just singing.
C. She is a proud flower.

- _____3. Should the Rose be insecure with the Sunflower?

Learning Task 4: Read the story. Then, answer the questions that follow. Write the letters of your answers in your notebook.

The Test

It was Caloy's exam day. He reviewed well for the past few days. Before the exam started, he immediately placed his books and notes in his bag. He answered his papers silently and honestly during the test. He was satisfied with the results of the test.

- _____1. What did Caloy do in preparation for the test?
A. review B. sleep C. play
- _____2. Was Caloy satisfied with the results of the exams?
A. Yes B. No

A

Complete the paragraph by selecting your answers from the choices. Write your answers in your answer sheet.

interpreting

relate

experiences

Personal (1)_____ help us in understanding a story. Through these, we can easily (2)_____ to a particular story. Its connection to our experiences can help us in (3)_____ it.



Key to Correction

WEEK 1

A Phase 1. clue 2. picture 3. description	Learning Task 4 1. happy 2. nervous 3. thinking	Learning Task 3 1. B 2. C 3. A	Learning Task 2 1. Painting 2. Fixing the bed/ 3. Eating Preparing to sleep	Learning Task 1 1. C 2. A 3. B
---	---	--	--	--

WEEK 2

A Phase 1. vocabulary 2. same 3. opposite	Learning Task 5 1. cold 2. happy 3. hard	Learning Task 4 Box Circle correct false big tiny hard simple	Learning Task 3 1. Synonym 2. Antonym 3. Synonym 4. Antonym 5. Antonym 6. Synonym	Learning Task 2 1. A 2. E 3. C 4. F 5. B 6. D	Learning Task 1 1. C 2. B 3. A 4. D 5. E 6. F
---	--	---	--	--	--

WEEK 3

A Phase 1. clothes 2. intensity 3. weakest	Learning Task 4 1. bright 2. clever 3. genius	Learning Task 3 1. B 2. A 3. C	Learning Task 2 1. happy, joyful, jubilant 2. pretty, beautiful, glamorous 3. chilly, cold, freezing	Learning Task 1 1. sad 2. unhappy 3. upset
--	---	--	--	--

WEEK 4

A Phase 1. Stores 2. Real 3. made-up	Learning Task 4 1. M 2. R 3. R 4. M 5. R	Learning Task 3 1. Made-up 2. Real 3. Made-up 4. Made-up 5. Real	Learning Task 2 Made-up monster moon fairly school Mickey Earth Mouse	Learning Task 1 1. Real 2. Made-up 3. Real 4. Made-up 5. Made-up
--	--	--	--	--

WEEK 5

Learning Task 5 1. A 2. A 3. B	A Phase 1. non-fiction 2. inform 3. description	Learning Task 4 1. A 2. D 3. A	Learning Task 3 1. 3 2. 2 3. 1	Learning Task 2 1. Sequence 2. Comparison and Contrast 3. Cause and Effect 4. Problem and Solution	Learning Task 1 1. True 2. False 3. True 4. False
--	---	--	--	---	--

WEEK 5

A Phase 1. events 2. reenacting 3. understands	Learning Task 5 1. C 2. B 3. C	Learning Task 4 1. C 2. A 3. A	Learning Task 3 1. True 2. False 3. False	Learning Task 2 1. A 2. A 3. C	Learning Task 1 1. B 2. C 3. B
--	--	--	---	--	--

WEEK 9

A Phase 1. patterns 2. emphasis 3. refrain	Learning Task 2 1. B 2. A	Learning Task 1 1. B 2. A 3. B 4. A 5. B	A Phase 1. major points 2. key themes 3. elements	Learning Task 3 1. C 2. C 3. A 4. C	Learning Task 2 1. B 2. B	Learning Task 1 1. C 2. A
--	--	--	---	--	--	--

WEEK 7

WEEK 8

A Phase 1. experiences 2. relate 3. interpreting	Learning Task 4 1. A 2. A	Learning Task 3 1. B 2. A 3. B	Learning Task 2 1. A 2. B	Learning Task 1 1. B 2. B 3. C 4. A
--	--	--	--	--

PIVOT Assessment Card for Learners

Personal Assessment on Learner's Level of Performance

Using the symbols below, choose one which best describes your experience in working on each given task. Draw it in the column for Level of Performance (LP). Be guided by the descriptions below.




- ★ - I was able to do/perform the task without any difficulty. The task helped me in understanding the target content/lesson.
- ✓ - I was able to do/perform the task. It was quite challenging but it still helped me in understanding the target content/lesson.
- ? - I was not able to do/perform the task. It was extremely difficult. I need additional enrichment activities to be able to do/perform this task.

Distribution of Learning Tasks Per Week for Quarter 3

Week 1	LP	Week 2	LP	Week 3	LP	Week 4	LP
Learning Task 1		Learning Task 1		Learning Task 1		Learning Task 1	
Learning Task 2		Learning Task 2		Learning Task 2		Learning Task 2	
Learning Task 3		Learning Task 3		Learning Task 3		Learning Task 3	
Learning Task 4		Learning Task 4		Learning Task 4		Learning Task 4	
Learning Task 5		Learning Task 5		Learning Task 5		Learning Task 5	
Learning Task 6		Learning Task 6		Learning Task 6		Learning Task 6	
Learning Task 7		Learning Task 7		Learning Task 7		Learning Task 7	
Learning Task 8		Learning Task 8		Learning Task 8		Learning Task 8	
Week 5	LP	Week 6	LP	Week 7	LP	Week 8	LP
Learning Task 1		Learning Task 1		Learning Task 1		Learning Task 1	
Learning Task 2		Learning Task 2		Learning Task 2		Learning Task 2	
Learning Task 3		Learning Task 3		Learning Task 3		Learning Task 3	
Learning Task 4		Learning Task 4		Learning Task 4		Learning Task 4	
Learning Task 5		Learning Task 5		Learning Task 5		Learning Task 5	
Learning Task 6		Learning Task 6		Learning Task 6		Learning Task 6	
Learning Task 7		Learning Task 7		Learning Task 7		Learning Task 7	
Learning Task 8		Learning Task 8		Learning Task 8		Learning Task 8	

Note: If the lesson is designed for two or more weeks as shown in the eartag, just copy your personal evaluation indicated in the first Level of Performance found in the second column up to the succeeding columns, ie. if the lesson is designed for weeks 4-6, just copy your personal evaluation indicated in the LP column for week 4, week 5 and week 6. Thank you.



References

Department of Education. (2020). *K to 12 most essential learning competencies with corresponding codes*. Pasig City: Department of Education.

Department of Education Region 4A CALABARZON. (2020). *PIVOT 4A budget of work in all learning areas in key stages 1-4: Version 2.0*. Cainta, Rizal: Department of Education Region 4A CALABARZON.

Matters, T. (2019, September 28). *Retelling Events / Talking Matters, Adelaide, South Australia*. Retrieved from Talking Matters: <https://www.talkingmatters.com.au/blog/retelling-events/>

sisriCR7smileangel. (2013, July 5). *Expository text in reading power point*. Retrieved from slideshare: <https://www.slideshare.net/sisriCR7smileangel/expository-text-in-reading-power-point>

Vocabulary.com. (2020, December 16). *Clue - Dictionary Definition: Vocabulary.com*. Retrieved from Vocabulary.com Dictionary: <https://www.vocabulary.com/dictionary/clue>

Wisconsin, S. (2013, February 13). *expository text | speechmusings*. Retrieved from speechmusings: <https://speechmusings.wordpress.com/tag/expository-text/>

For inquiries or feedback, please write or call:

Department of Education Region 4A CALABARZON

Office Address: Gate 2, Karangalan Village, Cainta, Rizal

Landline: 02-8682-5773, locals 420/421

<https://tinyurl.com/Concerns-on-PIVOT4A-SLMs>

