


7

Music

Quarter 4 – Module 4: “Sinulog”



ALTERNATIVE DELIVERY MODE
ADM

GOVERNMENT PROPERTY
NOT FOR SALE

Music – Grade 7
Alternative Delivery Mode
Quarter 4 – Module 4: “Sinulog”
First Edition, 2020

Republic Act 8293, section 176 states that: No copyright shall subsist in any work of the Government of the Philippines. However, prior approval of the government agency or office wherein the work is created shall be necessary for exploitation of such work for profit. Such agency or office may, among other things, impose as a condition the payment of royalties.

Borrowed materials (i.e., songs, stories, poems, pictures, photos, brand names, trademarks, etc.) included in this module are owned by their respective copyright holders. Every effort has been exerted to locate and seek permission to use these materials from their respective copyright owners. The publisher and authors do not represent nor claim ownership over them.

Published by the Department of Education
Secretary: Leonor Magtolis Briones
Undersecretary: Diosdado M. San Antonio

Development Team of the Module

Author: Evangelina L. De Leon

Content Editor: Emmanuel C. Alveyra

Language Editor: Cherrie Rose L. Desaliza, Gladys F. Cantos, Kim Gaylen Q. Ulep,
Juriza G. Jareño

Reviewer: Emmanuel C. Alveyra

Illustrators: Reymark L. Miraples, Louie J. Cortez, Richard Amores, Pablo M. Nizal, Jr.,
Jan Christian D. Cabarrubias

Layout Artist: Reymark L. Miraples, Jhunness Bbaby A. Villalobos, Nelson D. Ong Jr
Joel F. Capus

Management Team: Benjamin D. Paragas
Mariflor B. Musa
Freddie Rey R. Ramirez
Danilo C. Padilla
Annabelle M. Marmol
Florina L. Madrid
Norman F. Magsino
Dennis A. Bermoy
Emmanuel C. Alveyra

Printed in the Philippines by _____

Department of Education – MIMAROPA REGION

Office Address : Meralco Avenue, Cor. St. Paul Road, Pasig City, Metro Manila

Telephone : (02)863 - 14070

E-mail Address : clmd.depedro4b@gmail.com

7

Music
Quarter 4 – Module 4:
“Sinulog”

Introductory Message

This Self-Learning Module (SLM) is prepared so that you, our dear learners, can continue your studies and learn while at home. Activities, questions, directions, exercises, and discussions are carefully stated for you to understand each lesson.

Each SLM is composed of different parts. Each part shall guide you step-by-step as you discover and understand the lesson prepared for you.

Pre-tests are provided to measure your prior knowledge on lessons in each SLM. This will tell you if you need to proceed on completing this module or if you need to ask your facilitator or your teacher's assistance for better understanding of the lesson. At the end of each module, you need to answer the post-test to self-check your learning. Answer keys are provided for each activity and test. We trust that you will be honest in using these.

In addition to the material in the main text, Notes to the Teacher are also provided to our facilitators and parents for strategies and reminders on how they can best help you on your home-based learning.

Please use this module with care. Do not put unnecessary marks on any part of this SLM. Use a separate sheet of paper in answering the exercises and tests. And read the instructions carefully before performing each task.

If you have any questions in using this SLM or any difficulty in answering the tasks in this module, do not hesitate to consult your teacher or facilitator.


Thank you.



What I Need To Know

Last time, we had immersed ourselves in the religious artistry that is the Moriones Festival of Marinduque. We had learned about the festival's history, cultural, religious, and socio-economic impact on our society. But hold on to your horses. Let's look back at what we learned last time, shall we?

Using what you have learned from the past lessons, answer the crossword puzzle below.



Down

1. The affliction or condition of the centurion that was healed when Jesus' blood splashed on him
2. Lenten rites held annually on Holy Week
3. The island where the festival takes place

Across

4. Commonly refers to a week-long celebration of Christ death and resurrection
5. The centurion who pierced the side of Jesus with his spear

Great job answering the crossword puzzle. It shows how much you still remember from the past lesson. Today, we will look upon the festival of Cebu – the oldest city in the Philippines and its famous festival, Sinulog.

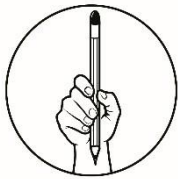
Annually, the city hosts the island's religious and cultural festivities known as the Sinulog festival. This is held every third Sunday of January to celebrate the festival of Santo Niño, formerly considered to be the patron saint of the city. However, the patronage is changed to that of Our Lady of Guadalupe. In the 1980s and 2000s, the city authorities of Cebu added the religious feast of Santo Niño de Cebu during the Sinulog Festival to its cultural events.

Cebu City is called the “Second City” of the country. It is the regional center of Central Visayas and the seat of government from the province of Cebu. It is a significant center of commercial, trade and education in Visayas. The city is considered as the country’s oldest city, the first Spanish city settlement, the first capital of the Philippines, the birthplace of Christianity in the Far East and the cultural center of the country. Its most famous landmark is the Magellan Cross situated a few steps away from the Basilica Minore del Santo Niño (Church of the Holy Child), the home of the country’s oldest relics, and the figure of the Santo Niño De Cebu (Holy Child of Cebu).

Learning Objectives

After going through this module, you are expected to:

- A. identify the musical characteristics of the Sinulog Festival through video or live performances,
- B. describe the origins and cultural background of the Sinulog Festival,
- C. discuss the distinguishing characteristics of the Sinulog Festival, and
- D. create movements to music of the Sinulog Festival.



What I Know

Directions: Read the questions carefully. Choose the correct answer to each question. Write the letter of your choice in your activity notebook.

1. How is Sinulog festival described?
 - A. It is a religious and cultural festival of Cebu.
 - B. It is a celebration to pay honor to the cross.
 - C. It is a folk-religious feast of Our Lady of Guadalupe.

2. How did the word Sinulog, the name given to the festival, come about?
 - A. It came from the word “Sunog” meaning dance.
 - B. It came from the word “Sulog” meaning movement of the water current.
 - C. It came from the Word “Nulog” meaning merry making.

3. Which of the following is the true account of the origin of Sinulog Festival?
 - A. The feast started as the natives of the land danced with the relic.
 - B. The feast started when queen Juana danced with joy as she received the relic.
 - C. Both A and B.

4. Which of the following movements became the standard steps in Sinulog dance?
 - A. Dancers mimic the movement of water current.
 - B. Dancers move 2 steps forward and one step backward.
 - C. Dancers perform both the movement in option A and B.

5. How is Sinulog music described?
 - A. Sinulog music is a mixture of faster rhythm.
 - B. Sinulog music is tribal in nature.
 - C. Sinulog music is produced with the beat of a *kalutang*.

6. When is Sinulog Festival celebrated?
 - A. It is held every third Sunday of January.
 - B. It is held every first Sunday of January
 - C. It is held anytime in January.

7. How did the present-day celebration of Sinulog come into existence?
 - A. It starts when David Odilao orchestrated the parade of dancers in beautiful costume.
 - B. It starts as local people spearheaded the procession of the relics.
 - C. It starts as the native of the land danced and sang in the streets.

8. Which of the following events highlighted the celebrations of the Sinulog Festival?
 - A. The Sinulog Art Exhibit
 - B. The Grand Parade
 - C. The fireworks display

9. Why do people of Cebu celebrate the Sinulog annually?
 - A. To attract tourists
 - B. To celebrate bountiful harvest
 - C. To pay honor to Santo Niño de Cebu

10. The following events are incorporated in the celebration of Sinulog EXCEPT:
 - A. The Grand Street Parade
 - B. The Reenactment of the Birth of Christianity in the land
 - C. The Pyro musical show

11. What are the musical instruments that encompass the production of amazing and appealing music of Sinulog?
 - A. The drums, trumpet and native gongs
 - B. The *kulintang* and native gongs
 - C. The big and small drums

12. Which of the following completes the devotee's offering dance of Sinulog in honor of the Santo Niño?
- A. The performance BisRock Music
 - B. The chanting of Pit Senyor
 - C. The rendition of Liturgical music
13. Why is the Sinulog Festival celebration important to the people of Cebu?
- A. It paved the way to the birth of Christianity in the country.
 - B. It links the country's pagan past and Christian present.
 - C. Both A and B.
14. How did the natives of Cebu celebrate the pre-Hispanic Sinulog?
- A. They danced the Sinulog to pay honor to their idols and *anitos*.
 - B. They danced the Sinulog with the beat of a gong.
 - C. They danced the Sinulog as they sing song of the tribe.
15. Why is Sinulog music unique to other festival music?
- A. The speed and variation of musicality is within the thematic concept.
 - B. The instruments are dependent to the choreographer concept.
 - C. Both A and B

Sinulog



What's New

Welcome to the first part of your lesson about the Sinulog Festival. Various activities and challenges are on the way for you to uncover your previous understanding and knowledge of the lesson. Be reminded that you must accomplish all the activities before going to the next stage. Are you ready? You may now begin your search here. Feel free and have fun.

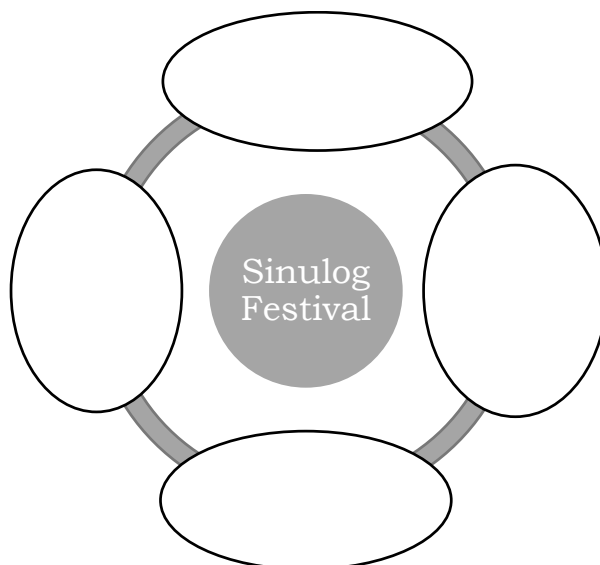
Activity 1 – Watch Me and Learn!

One of the best ways to market any event is through teaser videos. This is commonly seen in movies that are about to be released or announced. Festivals themselves use this method in promoting their events.

In this activity, you will watch the 2019 official music video of the Sinulog Festival through the link below. Take note of events in the video, the instruments used, the props and costume. Write your observations on the Bubble map then answer the questions afterwards. Do this in your activity notebook.

VIDEO #1 – SINULOG 2019 OFFICIAL MUSIC VIDEO

https://www.youtube.com/watch?v=Lgfl-Cgfk_k&t=20s




Processing Questions

1. Describe the events shown on the video.
2. Describe the costumes worn by the characters in the video clip.
3. In a cultural standpoint, describe how the Sinulog Festival portrays early Filipino culture, and traditions.
4. What distinguishes festivals like the Sinulog from other festivities celebrated in the Philippines (i.e. Christmas and New Year)?
5. Based on the recent activity, describe the Sinulog Festival based on your understanding.



What Is It

The Sinulog Festival is an annual religious festival characterized with appealing music, colorful costumes and props, and street dances in honor of the Philippines' most famous historic relic – the Santo Niño de Cebu. The festival is said to attract one to two million visitors for both the religious parts of the celebration as well as its famous street dances – which occurs both the day before the celebration and the festival day itself.



This week-long celebration is highlighted by the procession of the replica image in the major streets of the city, a fluvial procession of the replica in Mactan Channel, and the grand street parade of floats and dancers on early morning of the third Sunday of January from different schools, towns, and other organizations.



The Origins of the Festival

As previously stated, the festival celebrates the Santo Niño de Cebu. The relic was given by the Portuguese Explorer, Ferdinand Magellan, to Rajah Humabon, Leader of Cebu, when he arrived in 1521.

The word "Sinulog" comes from the Cebuano word "Sulog" which means "like the movement of water currents." The name is further emphasized with the forward-backward step characteristic of the dance steps. The festival is normally celebrated every third Sunday of January.

The first Sinulog Parade was orchestrated by David Odilao Jr., Regional Director of the Ministry of Sports and Youth Development or MYSD in 1980. Dancers and parade committee members came from seven schools and universities that spearheaded the dance parade. It was this event that gave birth to the festival itself as the mayor of Cebu picked it up and held the first Sinulog Festival the following year, in 1981.

The Origin of the Dance

There are two instances that is officially accepted as the origin of the festival dance and the origin of the official dance steps.



The first event occurred during the initial handing of the relic from Magellan to Humabon. It is said that Reyna Juana, Rajah Humabon's main consort, danced in joy upon receiving the holy image while holding it in her hands. As she danced, the natives watching the spectacle followed suit, and the event was regarded as the "First Sinulog Dance."

Another instance involves Baladhay, Rajah Humabon's chief Adviser. It was said that after a few days upon receiving the relic, the native was seen dancing by the rest of the tribe. When questioned, he pointed at the relic and claimed that the baby Jesus is tickling him. He then danced with the little child and explained that he was "dancing the movements of the water" which became the standard steps in Sinulog dances.

The Music of Sinulog

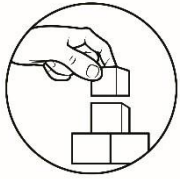
Sinulog Festival never ceases to amaze its audience as it is continuously celebrated with colorful and well-made costumes of the dancers, beautiful dances with the music brought by the drums, trumpets and native gongs.

At present, there is no specific music in the sense that the Sinulog music is dependent on the choreographer concept. The instruments as well as the speed and variation of musicality is within the thematic concept of the celebration. They adopted the “Sinulog beat” which are mixed with faster rhythmic pattern popularly known as “One Beat, One Dance One Vision” as theme.

Pit Senyor is the chant completing devotees’ offering dance of Sinulog (two steps forward and one step backward to the rhythmic sounds of a drums or the movements resembling the water current) in honor of the miraculous Santo Niño.



Now that you have done your exploration about the origin, nature and characteristics of the festival, it is now time to validate your understanding through various activities and performances. What are you waiting for? Go now and move on to the next level. Be cool and have fun. Good luck.



What's More

Activity 2 – Pick-up Mo! Explain Mo!

Directions: Below are words or concepts related to the Sinulog Festival. In one to three sentences try to compose a pick-up-line related to the word or concept. Then make a summary of your learnings. Do this in your activity notebook.

Pit Senyor	
Santo Niño de Cebu	
Sulog	
One beat, One Dance, One Vision	

I learned that...

Come! Let's watch, listen, and examine the festive beats of Sinulog

ACTIVITY 3 – Comparing the past and the present

Much like music itself, the music of the Sinulog Festival is also dynamic. Before we describe the music used in the festival, we will first listen to the 1981 version used in the first Sinulog Festival, the more recently remixed versions of *Tayo na Magsinulog (Pit Senyor)*, and the One Beat, One Dance, One Vision version of the same song. Your learning facilitator will provide the music or you can use the links provided below and listen from it. Answer the follow-up questions afterwards.

Video 1 – 1981 Original Tayo na Magsinulog (Pit Senyor)
https://www.youtube.com/watch?v=S_7ppqxCToA

Video 2 – 2018 One Beat, One Dance, One Vision
https://www.youtube.com/watch?v=9SuQJK23n_U&t=112s

Video 3 – Sinulog REMIX version
https://www.youtube.com/watch?v=Lgfl-Cgfk_k

Observations/Realization	1981 Original Tayo na Magsinulog (Pit Senyor)	One Beat, One Dance, One Vision	Video 3 – Sinulog REMIX version
1. How many instruments did you hear throughout the song?			
2. What were the instruments used as accompaniment?			
3. How many independent melodies did you hear throughout the song?			
4. Describe the rhythm and tempo of the song.			
5. Point out the differences of each song.			

1. Did the variation in instruments improve the song? If yes, why? If not, what would you replace?
2. What distinct characteristic do 1st and 2nd videos have?
3. How do the elements of music used help enhance the performance of the festival?
4. How do you feel about the modernization of classic music used in the festivals?

Great job analyzing all those videos! Music is a dynamic process, and it is evident in the music we use on our festivals. Sinulog music is no exception – looking back at the celebrations of the past, there had been subtle, yet definite evolution in the music. As this book was written in 2020, we cannot help but wonder how the music would evolve in the future.

ACTIVITY 4 - LET'S SING AND MAKE MUSIC

Let's put into practice what you have learned. Using the lyrics below, you may use any instrument of your choice (guitar, piano, ukulele) or improvised instruments (pots pans, and other percussive instruments) to make your own rendition of the Pit Senyor song. Videotape and submit your output to your facilitator. Answer the follow-up questions afterwards.

Below is the lyric of the song as well as the chords for the song:

Tayo na Magsinulog (Pit Senyor)

F#m- E- F#m- E- F#m- E- F#m -A-
 Pit Senyor! Senyor! Senyor! (2x)
 Sugod na sa sinulog
B F#m
 Kitang tanan mag Pit Senyor
 Sugod na sa sinulog
B F#m
 Kitang tanan mag Pit Senyor

CHORUS:

A C#7
 Pit Senyor Oh Pit Senyor
D E F#m
 Kitang tanan mag Pit Senyor
A C#7
 Pit Senyor Oh Pit Senyor
D E F#m
 Kitang tanan mag Pit Senyor
 Hah!

F#m- E- F#m- E- F#m- E- F#m -A-
 Pit Senyor! Senyor! Senyor! (2x)

In this activity, you will be graded based on the following rubrics:

Criteria	4	3	2	1
Pitch (Intonation)	All pitches are correct. Starting point is always on pitch and clear. Singing matches throughout the whole melody in the low and high parts and it stays on key.	The vocal line follows the melodic contour, but there are parts that are out of tune.	Singing does not match with the accompaniment .	Pitches are not clear. It sounds almost like speaking.
Steady Tempo/ Rhythm	All rhythms are consistently performed based on proper duration.	Most of the rhythms are on the beat but there are too long or too short sounds.	Most of the rhythms are performed but inconsistent in timing.	Rhythm is not clear.
Lyrics /Articulation	All the words are clear and lyrics are easy to understand.	The lyrics are understandable , but there are words that are not clear.	The words are not clear, but one or few parts are understandable .	The words are not clear.
Tone quality	Voice has a pleasing and beautiful tone. It sounds natural and free.	Most of the time, voice sounds natural and free, but there are one or few parts when voice gets too harsh, or too nasal, or too breathy.	Most of the time voice sounds too harsh, or too nasal, or too breathy, but few naturally pleasing sounds are observed.	Voice is not pleasing. The tone is either too harsh, too nasal or too breathy.

Processing Questions;

1. What difficulties did you experience in this activity?
2. How would you describe the music used in the Sinulog Festival?
3. How do the elements used reflect the culture and origin of the festival?

Great job! Not only were you able to analyze a musical performance, you were also able to act as a competition judge. You're just about ready to show off your skills in performing! However, step back a bit and see if you still remember every thing you're learning so far.



What I Have Learned

My Reflections

A large, rounded rectangular box with a scroll-like border on the left and top edges. Inside the box, there are six horizontal lines for writing reflections.



Assessment

Direction: Read the questions carefully. Choose the correct answer to each question.
Write the letter of your choice in your activity notebook.

1. How is Sinulog festival described?
 - A. It is a religious and cultural festival of Cebu.
 - B. It is a celebration to pay honor to the cross.
 - C. It is a folk-religious feast of Our Lady of Guadalupe.
 - D. It is a folk-religious feast of Our Lady of Guadalupe.

2. How did the word Sinulog, the name given to the festival, come about?
 - A. It came from the word “Sunog” meaning dance.
 - B. It came from the word “Sulog” meaning movement of the water current.
 - C. It came from the Word “Nulog” meaning merry making.

3. Which of the following is the true account of the origin of Sinulog Festival?
 - A. The feast started as the natives of the land danced with the relic.
 - B. The feast started when queen Juana danced with joy as she received the relic.
 - C. Both A and B.

4. Which of the following movements became the standard steps in Sinulog dance?
 - A. Dancers mimic the movement of water current.
 - B. Dancers move 2 steps forward and one step backward.
 - C. Dancers perform both the movement in option A and B.

5. How is Sinulog music described?
 - A. Sinulog music is a mixture of faster rhythm.
 - B. Sinulog music is tribal in nature.
 - C. Sinulog music is produced with the beat of a *kalutang*.

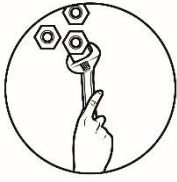
6. When is Sinulog Festival celebrated?
 - A. It is held every third Sunday of January.
 - B. It is held every first Sunday of January
 - C. It is held anytime in January.

7. How did the present-day celebration of Sinulog come into existence?
 - A. It started when David Odilao orchestrated the parade of dancers in beautiful costume.
 - B. It started as local people spearheaded the procession of the relics.
 - C. It started as the native of the land danced and sang in the streets.

8. Which of the following events highlighted the celebrations of the Sinulog Festival?
 - A. The Sinulog Art Exhibit
 - B. The Grand Parade
 - C. the fireworks display

9. Why do people of Cebu celebrate the Sinulog annually?
 - A. To attract tourists
 - B. To celebrate bountiful harvest
 - C. To pay honor to Santo Niño de Cebu

10. The following events are incorporated in the celebration of Sinulog EXCEPT:
- A. The Grand Street Parade
 - B. The Reenactment of the Birth of Christianity in the land
 - C. The Pyro musical show
11. What are the musical instruments that encompass the production of amazing and appealing music of Sinulog?
- A. The drums, trumpet and native gongs
 - B. The *kulintang* and native gongs
 - C. The big and small drums
12. Which of the following completes the devotee's offering dance of Sinulog in honor of the Santo Niño?
- A. The performance BisRock Music
 - B. The chanting of Pit Senyor
 - C. The rendition of Liturgical music
13. Why is the Sinulog Festival celebration important to the people of Cebu?
- A. It paved the way to the birth of Christianity in the country.
 - B. It links the country's pagan past and Christian present.
 - C. Both A and B.
14. How did the natives of Cebu celebrate the pre-Hispanic Sinulog?
- A. They danced the Sinulog to pay honor to their idols and *anitos*.
 - B. They danced the Sinulog with the beat of a gong.
 - C. They danced the Sinulog as they sing song of the tribe.
15. Why is Sinulog music unique to other festival music?
- A. The speed and variation of musicality is within the thematic concept.
 - B. The instruments are dependent to the choreographer concept.
 - C. Both A and B



What I Can Do

Activity 5: Follow my Steps

Great job answering those questions. Now, it's time for your grand performance. Using a video that will be provided by your learning facilitator as seen in the link below, study the dance routine used in Sinulog. Ensure that you follow the steps carefully. The time for rehearsals depends on your learning facilitator. Ask your teacher for feedback and compare your evaluation of your own performances.

Record your performance using your cellphone or other media devices and submit it to your facilitator through messenger, e-mail or other media platforms.

Link to the dance steps: <https://www.youtube.com/watch?v=B5hG-e9cGnQ>

In this activity, you will be graded based on the following rubrics:

Criteria	5	4	3	2	1
Choreography (Pointing toes, back straight, arm placement is not sloppy, moves are executed smoothly.)	Demonstrates excellent knowledge of the choreography and does it very well	Demonstrates good knowledge of choreography; keeps up with the steps; few errors, but does not interfere with the performance	Demonstrates knowledge of choreography; keeps up with the steps; some errors (3-5 errors) causing brief pause in the performance	Demonstrates some knowledge of choreography, but unsure of some movements; Sometimes hesitates/ makes several errors	Remembers a few of the steps/ movements and tries, but looks lost and out of sync with the music
Technical Skills (Pointing toes, back straight, arm placement is not sloppy, moves are executed smoothly.)	Dance performed with great attention to quality of movement, body position, placement on stage and other details of dance; demonstrates an excellent understanding of dance style	Dance performed with attention to details of technique; has attained proficiency in dance style	Dance performed with attention to most details of technique, but hasn't attained proficiency in dance style yet; some technical errors found	Only some understanding of technical elements (i.e. footwork, quality of movements, body positions) demonstrated in the performance	Although remembers some of dance, little attention paid to how movements or other details of the dance are done
Performance Skill (Projection of eye contact)	Draws the judge into him/her and is able to	Communicates with audience/judges through	Communicates with audience/judges through	Generally focused, but only some attempts	Not very focused on making eye contact; not

and cheerful facial expressions with the judges. The dancer is confident with movements.)	engage the audience completely through his/her performance	eye contact and facial and body expression; is able to engage the judges	eye contact and facial and body expression; occasionally loses focus	made to grab attention of the judges with eye contact and good facial expression	concentrated or committed to performance
Rhythm / Tempo (Projection of eye contact and cheerful facial expressions with the judges. The dancer is confident with movements.)	Shows a complete understanding of tempo and beat and stays on rhythm throughout the dance with precise movements and timing	Accurate in beat, tempo, rhythms of dance sequences throughout the dance	Generally accurate in beat, tempo, rhythms of dance sequences most of the time.	Shows a basic understanding of tempo and beat, but falls behind and/or speeds up in places or makes errors in rhythm	Attempts to keep a rhythm, but gets off-beat and speeds up or falls behind often; doesn't follow beat in music

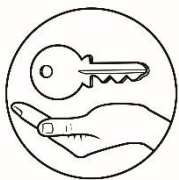


Additional Activities

Directions: Make a summary on how Sinulog Festival is celebrated in the year 1521 as the Spaniards arrived in our country and in the year 1980 onwards.

Submit your output to your facilitator through messenger, e-mail, or other media platforms.

Sinulog in 1521	Sinulog in 1980 onwards
A. Music _____ _____	A. Music _____ _____
B. Dance Movement _____ _____	B. Dance Movement _____ _____



Answer Key

1. A
2. B
3. A
4. C
5. A
6. A
7. C
8. B
9. C
10. B
11. A
12. B
13. C
14. A
15. C

What I Know (Pre-Test) / Assessment (Post Test)

References

“*Sinulog 2019 Official Music Video*”, Evneron Published on July 11, 2019, YouTube Video 1:38, https://www.youtube.com/watch?v=Lgfl-Cgfk_k&t=20s

“*Sinulog Music | Sinulog Festival (Cebu City, Philippines) Full HD*”, Darius Palma Published on January 4, 2018, YouTube Video 19:58, <https://www.youtube.com/watch?v=w4huqNFWGXs>

“*Pit Senyor! (Original Sinulog Song 1981) Remastered*”, Keropad, Published on December 9, 2017, YouTube Video 4:13, https://www.youtube.com/watch?v=S_7ppqxCToA

“*Sinulog Steps*”, TonyS.C., Published on January 11, 2013, YouTube Video 1:44, <https://www.youtube.com/watch?v=B5hG-e9cGnQ>

“*Sinulog 2018 Song – Sinulog Foundation Official*”, Pedro Miralles., Published on January 6, 2018, YouTube Video 1:23, <https://www.youtube.com/watch?v=5hYbfDsnzD8>

Aleah Taboclaon, “*Sinulog Festival in Cebu: Everything You Need to Know*” Guide to The Philippines. <https://guidetothephilippines.ph/articles/history-culture/sinulog-festival-cebu-guide>

Abcill Alquisola, “*Sinulog Pit Senyor*” UCHSMAPEH, <http://uchsmapeh.blogspot.com/2010/12/sinulog-pit-senyor.html>

“*Sinulog, Cebu’s Grandest Festival – History*” Sunstar, <https://sinulog.sunstar.com.ph/history/>

Reynaldo Inocian, “*The Transition of Sinulog Dance Festival in the Face of Modernization*” International Journal of Research - Granthaalayah 5(3):293-309 March 2017, Research Gate, https://www.researchgate.net/publication/315794055_The_Transition_of_Sinulog_Dance_Festival_in_the_Face_of_Modernization,

“*Sinulog: What to Expect at this Epic Philippine Fiesta*” Valerie Caulin, Posted November 30, 2017, Culture Trip. <https://theculturetrip.com/asia/philippines/articles/sinulog-what-to-expect-at-this-epic-philippine-fiesta/>

“*Fast Facts: Things to Know about Sinulog*”, Gavilan Jodesz, published January 16, 2016, Rappler. <https://www.rappler.com/newsbreak/iq/119173-fast-facts-sinulog-festival>

For inquiries or feedback, please write or call:

Department of Education - Bureau of Learning Resources (DepEd-BLR)

Ground Floor, Bonifacio Bldg., DepEd Complex
Meralco Avenue, Pasig City, Philippines 1600

Telefax: (632) 8634-1072; 8634-1054; 8631-4985

Email Address: blr.lrqad@deped.gov.ph * blr.lrpd@deped.gov.ph