


7

Music

Quarter 4 – Module 1: Hala Bira! (The Ati – atihan Festival)



Music – Grade 7
Alternative Delivery Mode
Quarter 4 – Module 1: “Hala Bira” (Ati-atihan Festival)
First Edition, 2020

Republic Act 8293, section 176 states that: No copyright shall subsist in any work of the Government of the Philippines. However, prior approval of the government agency or office wherein the work is created shall be necessary for exploitation of such work for profit. Such agency or office may, among other things, impose as a condition the payment of royalties.

Borrowed materials (i.e., songs, stories, poems, pictures, photos, brand names, trademarks, etc.) included in this book are owned by their respective copyright holders. Every effort has been exerted to locate and seek permission to use these materials from their respective copyright owners. The publisher and authors do not represent nor claim ownership over them.

Published by the Department of Education
Secretary: Leonor Magtolis Briones
Undersecretary: Diosdado M. San Antonio

Development Team of the Module

Author: Howard Bong M. Abao
Content Editor: Emmanuel C. Alveyra
Language Editor: Cherrie Rose L. Desaliza, Gladys F. Cantos, Kim Gaylen Q. Ulep,
Juriza G. Jareño
Reviewer: Emmanuel C. Alveyra
Illustrators: Reymark L. Miraples, Louie J. Cortez, Richard Amores, Pablo M. Nizal, Jr.,
Jan Christian D. Cabarrubias
Layout Artist: Reymark L. Miraples, Jhunness Bhaby A. Villalobos, Nelson D. Ong Jr.,
Daniel C. Tabinga, Jr.
Management Team: Benjamin D. Paragas
Mariflor B. Musa
Freddie Rey R. Ramirez
Danilo C. Padilla
Annabelle M. Marmol
Florina L. Madrid
Norman F. Magsino
Dennis A. Bermoy
Emmanuel C. Alveyra

Printed in the Philippines by _____

Department of Education – MIMAROPA REGION

Office Address: Meralco Avenue, Cor. St. Paul Road, Pasig City, Metro Manila
Telephone : (02)863 - 14070
E-mail Address : clmd.depedro4b@gmail.com

Music

Quarter 4 – Module 1: Hala Bira! (The Ati-atihan Festival)

Introductory Message

This Self-Learning Module (SLM) is prepared so that you, our dear learners, can continue your studies and learn while at home. Activities, questions, directions, exercises, and discussions are carefully stated for you to understand each lesson.

Each SLM is composed of different parts. Each part shall guide you step-by-step as you discover and understand the lesson prepared for you.

Pre-tests are provided to measure your prior knowledge on lessons in each SLM. This will tell you if you need to proceed on completing this module or if you need to ask your facilitator or your teacher's assistance for better understanding of the lesson. At the end of each module, you need to answer the post-test to self-check your learning. Answer keys are provided for each activity and test. We trust that you will be honest in using these.

In addition to the material in the main text, Notes to the Teacher are also provided to our facilitators and parents for strategies and reminders on how they can best help you on your home-based learning.

Please use this module with care. Do not put unnecessary marks on any part of this SLM. Use a separate sheet of paper in answering the exercises and tests. And read the instructions carefully before performing each task.

If you have any questions in using this SLM or any difficulty in answering the tasks in this module, do not hesitate to consult your teacher or facilitator.

Thank you.



What I Need To Know

Learning Competencies

The learner:

1. identifies musical characteristics of selected Philippine festivals and theatrical forms through video or live performances. **MU7FT-IVa-g-1**
2. narrates the origins and cultural background of selected Philippine festival/s. **MU7FT-IVa-d-2**

Listen to the song entitled “It’s more Fun in the Philippines”. The link below will guide you to YouTube video in this activity.

<https://youtu.be/uAahYmN-xoQ>

It’s More fun in the Philippines

Gioy Garrido

Kating-kati na ba ang iyong mga paa?
Handa nang umalis, magliwaliw at
lumarga?

Buti na lang taga-dito ka
Singdami ng happenings ang dami ng
isla

It’s more fun in the Philippines
Bakit pa lalayo?

Sobrang swerte kaya ng tsinelas mo
Nakatapak ka sa paraiso

It’s more fun in the Philippines
Bakit pa lalayo?

Mula Batanes hanggang Julo
Iba ang saya ng Pilipino

It’s more fun in the Philippines
Nandito nang lahat, saan pa pupunta ?

Malalim ang dagat at mababaw ang
ligaya

Halatang-halatang Pilipino ka
Abot-langit ang yong ngiti, Lahi ng
masasaya.

Singdami ng happening ang dami ng
isla

It’s more fun in the Philippines
Bakit pa lalayo?

Sobrang swerte kaya ng tsinelas mo
Nakatapak ka sa paraiso

It’s more fun in the Philippines
Bakit pa lalayo?

Mula Batanes hanggang Julo
Iba ang saya ng Pilipino

It’s more fun in the Philippines

1. What is the message of the song?

2. After listening to the rendition, how did you feel about the song? Why?

Every province in our country has its own celebration called *Festival*. Through the Department of Tourism and the Local Government, this colorful event became a staple ingredient of a locality's cultural and economic aspect. These celebrations are categorized into two: *Religious* and *Secular celebrations*. A *festival* is said to be religious when the celebration honors a certain patron. This particular event is deeply rooted in Spanish influence which had implanted Christianity in our culture for three centuries.

During a festival, the people show their gratitude, usually for a bountiful harvest, to a certain patron saint through dances, parade, and loud music. This is usually done during the feast day of the saint being honored. *Can you name some festivals which honor a saint or religious figure?*

The other type of festival is the secular celebrations which highlights a certain identity of the place, industry, crops, food, and culture. Unlike the religious festival, the main theme of the celebration tells about how a certain industry or crop affects the locality. Similar to the first type of festival, this type of festival tells its story through dances, loud music, and colorful costumes.

Can you distinguish the type of festival to which the celebration in your community belongs? I am pretty sure that you can, since you have been partly introduced to the lesson. However, before you deal with the type of festival your community has, let us take some time to clear the path of this journey by making our objectives clear.

Learning Objectives

After going through this module, you are expected to:

- A. identify the musical characteristics of Ati-atihan Festival and its relation to the cultural background and origin of the festival;
- B. distinguish the different musical elements found in the Ati-atihan festival music;
- C. create and perform dance steps relative to the rhythmic flow of the Ati-atihan music.



What I Know

Let us take a few moments to answer this test of schema to see how much you know about the topic we are about to explore.

Directions: Read the questions carefully and write the letter of the best answer on your activity notebook.

- ____ 1. The instruments used in the Ati-atihan festival are ____ instruments.
Which of the following will best complete the thought of the sentence?
A. percussion B. stringed C. wood wind D. brass wind
- ____ 2. The Ati-atihan Festival shows many character traits of the people of Kalibo.
Which of the following is not a character trait of the festival?
A. creative B. religious C. friendly D. self centered
- ____ 3. Based on the stories about the origin of the Ati-atihan festival, what type of festival does this event belong?
A. religious C. Both religious and secular
B. secular D. none
- ____ 4. What sector of the society is primarily benefited in this kind of event?
A. tourism B. agriculture C. industry D. religious
- ____ 5. Ati-atihan festival is considered as one of the greatest street parties in the world. Why do you think the international critics said so?
A. The music is very loud.
B. The dance step is very easy to learn.
C. The participants wear colorful costumes.
D. The people watching the parade are not just spectators but can participate as well.
- ____ 6. Why do you think this festival is dubbed as the “Mother of Philippine Festivals”?
A. Most participants are mothers.
B. It is the oldest festival in the country.
C. The whole event is dedicated to all mothers.
D. The main theme of the festival is about Mother Nature.

- ____7. Drums are the primary instrument in this festival because _____. Which of the following will best complete the thought of the statement?
- A. It is easy to play.
 - B. The loud sound produced by the drum keeps the whole festival moving.
 - C. Drums are easy to make and do not require expensive materials in its production.
 - D. It is required by the organizers of the festival.
- ____8. Based on the stories about the origin of the Ati-atihan festival, the Aetas are _____ people.
- A. creative
 - B. good hunter
 - C. patriotic
 - D. friendly
- ____9. The phrase Hala Bira! Pwera Pasma! suggests an attitude of an Ati-atihan participant. Which among these attitudes is not a requirement?
- A. healthy
 - B. joyful
 - C. patience
 - D. rich
- ____10. What meter is used in the Ati-atihan music?
- A. duple
 - B. triple
 - C. quadruple
 - D. free time
- ____11. Why do the participants of this festival paint their skin black?
- A. To look like the first inhabitants of the island
 - B. To serve as protection from the heat of the sun
 - C. To easily matches the color of their costumes
 - D. To use a color that can be easily produced
- ____12. Why do you think other provinces in the country today hold the same kind of event?
- A. It is good for the economy.
 - B. This event will attract many tourists to visit the place.
 - C. It will foster good relationship between church and state.
 - D. This will showcase the talent of the locals.
- ____13. How can this kind of activity help preserve the local culture of the place?
- A. A strong bond between participants is developed.
 - B. The creativity of the people is enhanced.
 - C. The cycle of creative storytelling through dance and music continues to roll.
 - D. Different sides of the story will arise due to interpretation and creativity.

___14. As a student, how can you help promote this kind of activity?

- A. I will watch more videos from the internet.
- B. I will perform well during activities like this in the MAPEH class.
- C. I will make future researches regarding the festival.
- D. I will write my own story about the festival.

___15. The Ati-atihan festival is included in the 300 best festivals in the world. As a young Filipino, how would you react to this statement?

- A. I will be happy because we are recognized around the world.
- B. I will be proud because our culture is recognized and respected worldwide.
- C. I will be proud because our talents are world class.
- D. I will be happy because despite what our country is experiencing now, we still manage to produce world class activity that will lessen the burden of the problems.

That's a job well done! You were able to surpass the task above. I hope that you learned something from that test.

Lesson

1

Hala Bira! (The Ati-atihan Festival)




What's New

Hi, welcome to the first station of your journey in music which deals with the festival in Visayas! I know for sure that you are more than excited to explore this topic since most of us love festivities like this. This is for the reason that whenever there is a celebration of festivals, we incorporate all forms of arts like dance, music, costumes, stage sceneries and other performances. When it comes to music, there is this one question that I would like to ask you. What musical instrument are you familiar with?


The next activity below will provide you a glimpse of one of the most commonly used musical instruments during a celebration of festivals.

Activity 1 – Connect the Dots

Directions: Connect all the dots to reveal the musical instrument which is commonly used during a celebration of festivals. Do this on your notebook by copying the dots on your notebook. You may also color it after the drawing is complete.



1. What image was formed after tracing the broken lines?
2. What particular event do you usually see this instrument from?
3. What do you think is the role of this instrument in that particular event? Why?
4. Aside from a brass band which has brass instruments like trumpets and trombones, to what particular musical ensemble do you usually see this instrument?
5. Why do you think this instrument plays an important role in the performance of a festival dance?
6. What other kinds of drums or percussion instruments are you familiar with? Draw the image of the other kinds of drums which you are familiar with on your notebook.



The *drum* is one of the most famous musical instruments which are commonly used in festivals. A festival celebration is never complete without the accompaniment of this instrument. Come to think of it, you will take part in a parade without hearing the sound of drums? I bet that you cannot imagine that, since most of the festival celebrations make use of the *drums* as accompaniment.


Even the early Filipinos used this instrument in their everyday living. They used it as a means of communication, by which it serves as a signal to other tribe members, but mostly, *drums* are used to accompany the tribe or the community in their dance celebrations. For the natives of Aklan, the *drum* serves as their major musical instrument for quite a long time. Centuries have passed and they still use the *drum* to accompany them in the celebration of the Ati-atihan Festival.

Before we go any further, I would like to commend you for having surmounted the task in the first station of your journey. I hope that your excitement and your desire to learn will flourish even more through the upcoming activities that have been rounded up for you.



What Is It

Getting acquainted with the key concepts that the lesson encompasses is a first step to a journey of exploration and discovery. Here are the following concepts that are of paramount importance in this culture trip. Go over the following concepts to enable yourself before taking part in different activities.



Ati – atihan Festival

Hailed as the “Mother of Philippine Festivals” by the National Commission for Culture and the Arts (NCCA), the Ati-atihan Festival of Kalibo, Aklan started during the 16th century.

Its story started when a fisherman in the western part of the province sailed to the sea to catch fish, but unfortunately, caught a piece of wood instead of fish. He tried to throw away that piece of wood several times but it kept on coming back to his net, so he decided to bring this at home to be used as firewood.



That night, the couple took some rest when suddenly, they heard a sound that seemed like a wood being beaten.

They went immediately to the place where the sound is coming from and to their amazement, they found that the wood from the sea has now a carving of a child.



The couple decided to place the wood in their altar, interpreting that the image in the wood is the *Sto. Niño*.

From that day, the family received blessings. After some time, they asked for advice regarding that situation from a priest. The priest requested that the image be placed at the local chapel but after several days, the wood kept on coming back to the house of the couple.



The people on that village interpreted it as a sign to ask for forgiveness of their wrongdoings and they included in their penance the act of coloring their skin black and wearing rags.

In 1798, *Padre Fernando de Legaspi* of a nearby town heard about the yearly celebration and immediately walked several kilometers to witness the event. He copied that celebration in his parish and to the town of *Kalibo* where he was later assigned. On *June 11, 1871*, the annual *Kalibo Sto. Niño Ati atihan Festival* was institutionalized by the priest and some local businessmen.

Another story of this festival dates back 800 years ago when ten *Bornean Datus* and their families, led by *Datu Puti*, flee from their island and docking at *Panay Island*. They were greeted by the *Aetas*, led by *Marikudo*, the natives of the island. A barter system was immediately established which led to the ownership of some lowland from the natives in exchange for a golden *salakot* from the *datus*. In other version of that story, the visitors painted their faces black in honor of the *Aetas* and as a form of reconciliation and celebration to a formed friendship.



In 1970, *Pres. Ferdinand E. Marcos* instructed the *Department of Tourism* to promote the festival every January.

The main instruments used for *ati-atihan* festival are *snare drums*, *bass drums*, *trumpets*, *xylophones*, and *gongs*. Parade musicians sometimes use *whistles* to enhance the sound of the drums and to accompany the chanting of the participants and the audience. *Drums*, big and small, generally produce the monotonous yet lively rhythmic pattern which moves the dancers and the audience to their feet. Below is an excerpt of a simple rhythmic pattern from the *Ati-atihan Festival*. Try to clap or tap the rhythmic pattern from a moderate speed towards a fast phase, to see if it can make you feel like you are in the festival in *Kalibo, Aklan*.

The most awaited activity, the *Sadsad*, happens during the final day of the celebration. *Sadsad* means *dance* in their local dialect. The participants of the *sadsad*, *paint* their bodies black to imitate the *Aetas (Atis)*. Wearing colorful tribal costumes and headdresses with spear and a shield in their hands, the dancers tirelessly move their bodies in their own style as the loud and furious drumbeats accompany their movements. It is in this continuous music playing, dancing, and chanting even under the heat of the sun the popular *Ati-atihan* chant "*Hala Bira Pwera Pasma!*" came. It means to continue the dancing and playing while wishing that they may not get sick from exhaustion or body overheat.

This festival is held every third week of January, honoring the *Sto. Niño* by the local people of Aklan.

It is difficult to tell which story tells the true origin of the celebration. What is important is there are various reasons for the people to be thankful, joyful, creative, and excited for the next year's celebration of the festival.



What's More

You've gone this far in this journey of exploration and discovery of insights from the concepts you previously had. After taking part in the previous activities and grappling with the concepts, you can now have practical applications of concepts and skills. Take a few moments to accomplish this activity to enrich your learning experience!

Activity 1: ON MY PARADE

For you to understand better the *Ati-atihan Festival*, try to watch this video of an actual parade during the day of the festival in *Kalibo, Aklan*. The link below will lead you to the YouTube video.

- <https://youtu.be/0GddP5BdwFE>

After watching the video, please do the following activities on your notebook:

Suppose you are a tourist in *Kalibo*. It is your first time to witness the *Ati-atihan* street dance and the festival dance competition. Identify the different musical elements that you observed in the music of the street dance. Use the table below to write your observations.

To help you with analyzing the piece and distinguishing the elements, try considering these options for each element.

Tempo - slow, moderate, fast

Timbre - what kind of sound was produced (dark, light, brilliant, tremolo, legato)

Texture - homophonic, polyphonic, monophonic

Dynamics - soft, moderate, loud

Mood - happy, sad, lazy,

Mood	Tempo	Texture	Dynamics	Timbre

1. What are the instruments used in the music?

2. Why do you think they used that instrument?

3. The *Ati-atihan Festival* is known for the phrase “*Hala Bira! Pwera Pasma!*” How would you connect this phrase to the mood of the festival?

4. How did the performers interpret or perform the elements of *Ati-atihan* music and movements based on the legend or story of the festival? Cite examples for each element to explain your answer.

Rhythm

Melody

Texture

Tempo

Dynamics

5. *Ati-atihan festival* is considered as one of the 300 best festivals and greatest street parties in the world by international festival communities. As a Filipino, how would you react to this statement?

Activity 2: BEAT IT!

Ati Atihan Drum Loop Patterns

Below is a pattern of a simple drum loop for a festival street dance. Loop means continuous repetition of the pattern. Each instrument has its own incomplete pattern. Each circle represents one (1) beat in each measure. The shaded circles represent the beats with a sound and the unshaded circles represent the beats with no sound.


1. Complete the pattern for each instrument (except the BIG DRUMS) by shading the circles based on the shading pattern of the first two measures (bars). Start on the third bar.

- With the help of your friends, family members, or classmates, try to play the rhythmic patterns of each instrument's drumloop represented by the circles. Start slowly and gradually increase the speed as you progress until you reach the appropriate tempo of a festival dance. You may use any material substitute to the suggested percussion instrument in the activity. Master the performance with your group because it will be used in the latter part of the module.

Big drums 

Small Drums 

Biggest Drum 

Smallest Drum 

Go ahead and blow your own trumpet because of a job you have accomplished well. You were able to carry through the task above. I hope the journey you embark on has given you so much learnings. Keep that up!



What I Have Learned

My Reflections



What I Can Do

Activity: HALA BIRA! TUGTUGAN NA!

Directions: Using the rhythmic pattern in the THINK BEYOND activity, make simple steps inspired by the Ati-atihan festival. Record the music and perform the dance in class.

Record your performance using your cellphone or other media devices and submit it to your facilitator through messenger, e-mail or other media platforms.

The rubric below will guide you in your preparation and performance.

CRITERIA	1	2	3	4
Clarity of rhythmic patterns in the recording	The rhythmic pattern was not followed and there are lots of errors in the performance.	The rhythmic pattern was followed but Most instrument parts contain errors in the performance	The rhythmic pattern was followed but there are at least two instruments parts which are properly executed.	The correct rhythmic pattern in every instrument was followed and was clearly and precisely played.
Creativity in playing the musical composition	The performers used only the clapping sound in the performance. No additional Element was added.	The players used only two kinds of materials (big and small) in the performance of the piece, therefore producing only two kinds of timbres No additional Element was Added by the performers.	The players used only two kinds of materials (big and small) in the performance of the piece, therefore producing only two kinds of timbres. Only one additional element was added by the performers.	The players used different materials suited to the suggested instrument in the piece, the refore producing variety of timbres. They also added dynamics and other musical elements.
Creativity of the dance steps	All the steps are copied from the video.	Only a few steps were modified to fit to the music.	Some steps were copied from the video and is appropriate for the music.	The dance step was not copied from the original step from the video but is very appropriate to the mood of the music.

- ____ 7. Drums are the primary instrument in this festival because _____. Which of the following will best complete the thought of the statement?
- A. It is easy to play.
 - B. The loud sound produced by the drum keeps the whole festival moving.
 - C. Drums are easy to make and do not require expensive materials in its production.
 - D. It is required by the organizers of the festival.
- ____ 8. Which character trait best describes the Aetas in the history of this festival?
- A. creative
 - B. good hunter
 - C. patriotic
 - D. friendly
- ____ 9. The phrase Hala Bira! Pwera Pasma! suggests an attitude of an Ati-atihan participant. Which among these attitudes is not a requirement?
- A. healthy
 - B. joyful
 - C. patience
 - D. rich
- ____ 10. What meter is used in the Ati-atihan music?
- A. duple
 - B. triple
 - C. quadruple
 - D. free time
- ____ 11. Why do the participants of this festival paint their skin black?
- A. To look like the first inhabitants of the island
 - B. To serve as protection from the heat of the sun
 - C. To easily matches the color of their costumes
 - D. To use a color that can be easily produced
- ____ 12. Why do you think other provinces in the country today hold the same kind of event?
- A. It is good for the economy.
 - B. This event will attract many tourists to visit the place.
 - C. It will foster good relationship between church and state.
 - D. This will showcase the talent of the locals.
- ____ 13. How can this kind of activity help preserve the local culture of the place?
- A. A strong bond between participants is developed.
 - B. The creativity of the people is enhanced.
 - C. The cycle of creative storytelling through dance and music continues to roll.
 - D. Different sides of the story will arise due to interpretation and creativity.
- ____ 14. As a student, how can you help promote this kind of activity?
- A. I will watch more videos from the internet.
 - B. I will perform well during activities like this in the MAPEH class.
 - C. I will make future researches regarding the festival.
 - D. I will write my own story about the festival.

- ____ 15. The Ati-atihan festival is included in the 300 best festivals in the world. As a young Filipino, how would you react to this statement?
- A. I will be happy because we are recognized around the world.
 - B. I will be proud because our culture is recognized and respected worldwide.
 - C. I will be proud because our talents are world class.
 - D. I will be happy because despite what our country is experiencing now, we still manage to produce world class activity that will lessen the burden of the problems.



Additional Activities

Activity: Festival

Write a short paragraph about your local festival. It can be about history or your own personal impression about the festival. Accomplish this activity on your notebook.



Answer Key

<i>WHAT I KNOW / ASSESSMENT</i>	
1.	A
2.	D
3.	C
4.	A
5.	D
6.	B
7.	B
8.	D
9.	D
10.	C
11.	A
12.	A
13.	C
14.	B
15.	Answer may vary

References

- “Makato, Home of Ati-Atihan Festival.” Province of Aklan. Aklan Provincial ICT Office, October 21, 2015. Accessed March 15, 2020
<http://aklan.gov.ph/tourism/kalibo/>
- Escalona, Katrina. “How Ati-Atihan Festival Honours The Philippines' Indigenous Peoples.” Culture Trip, December 7, 2017. Assessed March 15, 2020
<https://theculturetrip.com/asia/philippines/articles/how-ati-atihan-festival-honours-philippines-indigenous-peoples/>
- Lakerveld, Huub. “Experiencing Ati Atihan: the Mother of All Filipino Festivals.” Indie Traveller, March 7, 2019. Assessed March 15, 2020 <https://www.indietraveller.co/ati-atihan-festival-kalibo-philippines/>
- Aguirre, Jun N. “Legend of the Ati-Atihan Fest in Aklan.” Business Mirror, March 4, 2018. Assessed March 15, 2020
<https://businessmirror.com.ph/2018/03/04/legend-of-the-ati-atihan-fest-in-aklan/>
- Ghosh, Chandrika. “Ati-Atihan Festival: All You Need to Know about the Philippines' Biggest Fiesta.” Book a Way, December 8, 2019.
<https://www.bookaway.com/blog/ati-atihan-festival-philippines-biggest-fiesta>

For inquiries or feedback, please write or call:

Department of Education - Bureau of Learning Resources (DepEd-BLR)

Ground Floor, Bonifacio Bldg., DepEd Complex
Meralco Avenue, Pasig City, Philippines 1600

Telefax: (632) 8634-1072; 8634-1054; 8631-4985

Email Address: blr.Irqad@deped.gov.ph * blr.Irpd@deped.gov.ph