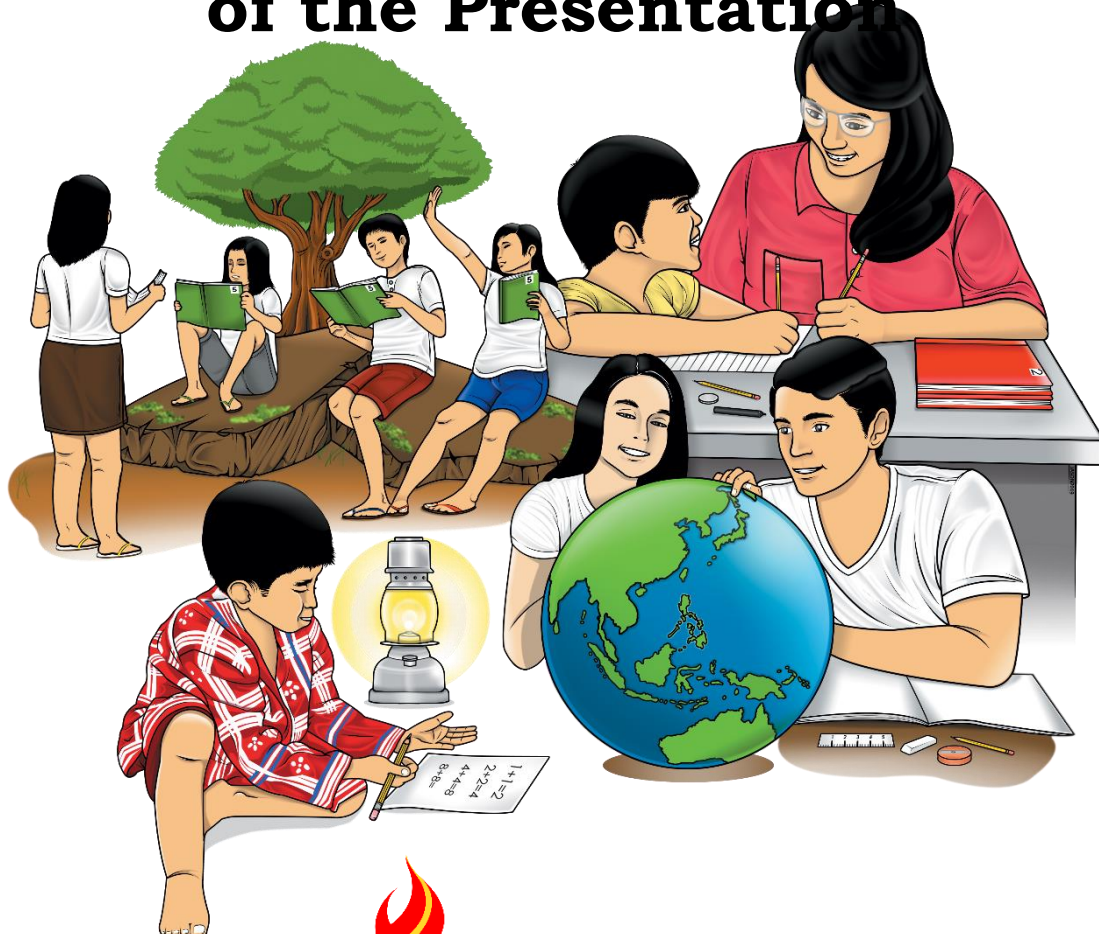


# English

## Quarter 4 Module 4

### Judge The Relevance and Worth of Ideas, Soundness of Author's Reasoning and the Effectiveness of the Presentation



**English – Grade 9**

**Alternative Delivery Mode**

**Quarter 4 Module 4: Judge The Relevance and Worth of Ideas, Soundness of Author’s Reasoning and the Effectiveness of the Presentation**

**First Edition, 2020**

**Republic Act 8293, section 176** states that: No copyright shall subsist in any work of the Government of the Philippines. However, prior approval of the government agency or office wherein the work is created shall be necessary for exploitation of such work for profit. Such agency or office may, among other things, impose as a condition the payment of royalties.

Borrowed materials (i.e., songs, stories, poems, pictures, photos, brand names, trademarks, etc.) included in this module are owned by their respective copyright holders. Every effort has been exerted to locate and seek permission to use these materials from their respective copyright owners. The publisher and authors do not represent nor claim ownership over them.

Published by the Department of Education

Secretary: Leonor Magtolis Briones

Undersecretary: Diosdado M. San Antonio

**DEVELOPMENT TEAM**

Author/s: **CHELSA B. BATOY & MARY ANN M. BALINDRES**

Reviewers: **Feliciano L. Cagas, Rachel M. Tan, Joseph E. Estrada Jr. and  
Marchie B. Nadonza**

Illustrator/Layout Artist: **Wianie N. Rojas**

Management Team **Arturo B. Bayocot**  
**Victor G. De Gracia Jr**  
**Roy Angelo E. Gazo**  
**Nimfa R. Lago**  
**Mala Epra B. Magnaong**  
**Neil A. Improgo**  
**Bienvenido U. Tagolimot, Jr**  
**Henry B. Abueva**  
**John Ryan De la Cruz**  
**Rustico Y. Jerusalem**  
**Meriam S. Otarra**  
**Charlotte D. Quidlat**

**Printed in the Philippines by \_\_\_\_\_**

Department of Education – Division of Iligan City

Office Address: General Aguinaldo, St., Iligan City

Telefax: (063)221-6069

E-mail Address: [iligan.city@deped.gov.ph](mailto:iligan.city@deped.gov.ph)

# English

## Quarter 4 Module 4

### **Judge The Relevance and Worth of Ideas, Soundness of Author's Reasoning and the Effectiveness of the Presentation**

# **Introductory Message**

This Self-Learning Module (SLM) is prepared so that you, our dear learners, can continue your studies and learn while at home. Activities, questions, directions, exercises, and discussions are carefully stated for you to understand each lesson.

Each SLM is composed of different parts. Each part shall guide you step-by-step as you discover and understand the lesson prepared for you.

Pre-tests are provided to measure your prior knowledge on lessons in each SLM. This will tell you if you need to proceed on completing this module or if you need to ask your facilitator or your teacher's assistance for better understanding of the lesson. At the end of each module, you need to answer the post-test to self-check your learning. Answer keys are provided for each activity and test. We trust that you will be honest in using these.

In addition to the material in the main text, Notes to the Teacher are also provided to our facilitators and parents for strategies and reminders on how they can best help you on your home-based learning.

Please use this module with care. Do not put unnecessary marks on any part of this SLM. Use a separate sheet of paper in answering the exercises and tests. And read the instructions carefully before performing each task.

If you have any questions in using this SLM or any difficulty in answering the tasks in this module, do not hesitate to consult your teacher or facilitator.

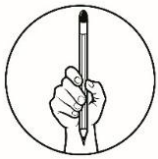
Thank you.



## ***What I Need to Know***

Following the track of your journey, you are to be guided by these objectives;

1. Judge the relevance of the truthfulness of ideas listened to.
2. Show respect on one's assessment of ideas.



## ***What I Know (Pretest)***

1 Read the conversation below:

**Maria:** Have you read the Facebook post circulating online since April 2 ? It was confirmed that the COVID UK Variant has already reached our neighboring town, Lucban, Quezon. According to my friend who resides in the said town, the alleged person who was tested positive is a medical professional who attended to a diseased patient. I am worried about my relatives who live there. I hope they are fine.

**Joseph:** I think you are worrying for nothing, because earlier today, April 4, 2021, I have read some news from the inquirer.net published by news correspondent Delfin T. Mallari Jr. Based on the article, the Municipal Health Office of Lucban had clarified the said issue. According to them, the mayor only wanted to quote one of the medical professionals who attended to the deceased patient that there is a big possibility that it was caused by a UK Variant, but there is no confirmatory test performed yet. They have also added that they are already trying to process a genome sequencing of a direct contact of the late patient and the local chief executive only wanted the residents to be vigilant and safe.

**Process Questions:** Imagine you overheard the conversation between the two characters namely; Maria and Joseph.

1. Which statement is more convincing? Maria or Joseph?
2. What are the things you considered in making your choice?
3. What do you think is the impact of unconfirmed information spreading online?
4. What do you suggest to readers or listeners?

## Lesson

# 1

## Judge The Relevance and Worth of Ideas, Soundness of Author's Reasoning and the Effectiveness of the Presentation



### *What's In*

As we try to gather information from various sources of platforms to keep us updated, our capability to judge the truthfulness and relevance of ideas is imperative. We must remember that before we believe the articles or materials we have obtained; we should check first if it is factual or misleading. Thus, we must know the different tips on how factual or truthful information from a faulty one.

**RELEVANCE**- is how appropriate something is to what is being said at a given time.

**TRUTH**- is something that has been proven by facts or sincerity.

#### ***Tips on how to spot Factual or Truthful Information***

1. **CONSIDER THE SOURCE**- Investigate the site you are viewing or reading.
2. **READ BEYOND**- Headlines can be outrageous in an effort to get clicks, so you should focus on the whole story. You have to read and look for details such as statistics, date, name and others.
3. **CHECK THE AUTHOR**- Do a quick search on the author to find out if they are real and credible.
4. **VERIFY SUPPROTING SOURCES**- Determine if the given information actually supports the story.
5. **CHECK THE DATE**- Reposting old news stories does not mean they're relevant to current events. It should be updated.
6. **CHECK YOUR BIASES**- Consider if your own beliefs could affect your judgement.



## What's New

### Learning Task 1.

Now that you know the different tips on how to spot factual and truthful information, let us verify your answers on the first activity. Let's do the fact check by accomplishing the table below. Put a check on the corresponding item if it was clearly provided by the speaker. The person who will get the most checks is therefore the one who stated truthful ideas.

Information Provided by the Speaker	Maria	Joseph
Source		
Supporting details (Read Beyond)		
Author		
Supporting Sources		
Date		

**Learning Task 2. Direction.** Listen carefully to the news clip using the link below and be ready to answer the given questions;

<https://www.rappler.com/nation/duterte-warns-new-l...>



*Note: If you do not have internet access at home, you may refer to the transcribed version of the news clip below:*

Duterte warns of new lockdown if Delta variant causes surge in COVID-19 cases

JUL 26, 2021 8:10 PM PHT

[BONZ MAGSAMBOL](#)

MANILA, PHILIPPINES

*However, the President's public address – which ran for nearly three hours – fails to mention the government's game plan against the Delta variant*

President Rodrigo Duterte on Monday, July 26, warned of a new lockdown if the highly-transmissible COVID-19 Delta variant spreads in the country.

Delta (variant), if ever it will spread.... If something wrong happens, I have to be strict and I have now my word that there will be, just like what happened in the early days," Duterte said in his sixth and final State of the Nation Address (SONA).

Despite his own warning, Duterte contradicted himself when he said in the same speech that the country could not afford more lockdowns.

"We have spent enormous amounts of resources to build our capacity to overcome this pandemic. We cannot afford more lockdowns," he said.

The Delta variant, which was first detected in India, is ravaging Southeast Asian countries like Indonesia, Thailand, and Malaysia.

The Philippines now has 119 known cases of the highly transmissible variant, but there are concerns that the actual number may be far higher, as the Philippine Genome Center is only sequencing a small percentage of the positive cases.

To prevent further local transmission of the Delta variant, the government has imposed **travel bans** where it is widespread.

*Guide Questions: Encircle the letter of the correct answer.*

1. What is the news all about?
  - a. Duterte warns of new lockdown if Delta Variant causes surge in COVID 19 cases.
  - b. Economic lockdown among provinces.
  - c. The adverse effect of Delta Variant.
  - d. President Duterte's 6<sup>th</sup> SONA( State of the Nation Address)
2. What is the purpose of the news clip?
  - a. to inform
  - b. to entertain
  - c. to persuade
  - d. to encourage
3. What makes it truthful?
  - a. it provides factual information
  - b. it is from a well-known news site
  - c. it has a convincing broadcaster
  - d. it presents prominent government officials.
4. Which of the following makes the news relevant?
  - a. it states issues that are prevalent nowadays
  - b. it provides information the public needs
  - c. it contains pertinent answers on issues
  - d. All of the above
5. Complete the table by supplying the necessary information heard from the news:

<b>Source</b>	
<b>Details</b>	
<b>Author</b>	
<b>Supporting Sources</b>	
<b>Date</b>	





## What is It

### Learning Task 3.

As a teenager, you are considered as one of the most vulnerable individuals from COVID 19. Thus, it is important to always remind yourself of the preventive measures against the virus. In this task, you will make a creative **infographic** out of the informative text from the World Health Organization on COVID 19 facts.

**What is an infographic?** It is a visual representation of information or data, specifically a collection of imagery, charts and minimal texts that gives an easy-to-understand overview of a topic.

<p><b>Overview:</b> Coronavirus disease (COVID-19) is an infectious disease caused by a newly discovered coronavirus.</p> <p>Most people infected with the COVID-19 virus will experience mild to moderate respiratory illness and recover without requiring special treatment. Older people and those with underlying medical problems like cardiovascular disease, diabetes, chronic respiratory disease, and cancer are more likely to develop serious illness.</p> <p>The COVID-19 virus spreads primarily through droplets of saliva or discharge from the nose when an infected person coughs or sneezes, so it is important that you also practice respiratory etiquette (for example, by coughing into a flexed elbow).</p>		
<p><b>Prevention:</b> To prevent infection and to slow transmission of COVID-19, do the following:</p> <ul style="list-style-type: none"><li>• Wash your hands regularly with soap and water or clean them with alcohol-based hand rub.</li><li>• Maintain at least 1 metre distance between you and people coughing or sneezing.</li><li>• Avoid touching your face.</li><li>• Cover your mouth and nose when coughing or sneezing.</li><li>• Stay home if you feel unwell.</li><li>• Refrain from smoking and other activities that weaken the lungs.</li><li>• Practice physical distancing by avoiding unnecessary travel and staying away from large groups of people.</li></ul>	<p><b>Most common symptoms:</b></p> <ul style="list-style-type: none"><li>• fever</li><li>• dry cough</li><li>• tiredness</li></ul>	<p><b>Serious symptoms:</b></p> <ul style="list-style-type: none"><li>• difficulty breathing or shortness of breath</li><li>• chest pain or pressure</li><li>• loss of speech or movement</li></ul>
	<p><b>Less common symptoms:</b></p> <ul style="list-style-type: none"><li>• aches and pains</li><li>• conjunctivitis</li><li>• sore throat</li><li>• diarrhoea</li><li>• headache</li><li>• loss of taste or smell</li><li>• a rash on skin or discoloration of fingers or toes</li></ul>	

### INFOGRAPHIC RUBRIC

<b>Criteria</b>	<b>4 Points</b>	<b>3 Points</b>	<b>2 Points</b>
<b>Content</b>	Includes all the required information as outlined on the informative text in an exceptional manner	Includes all the required information as outlined on the informative text	Missing some required information as outlined on the informative text
<b>Design/Graphics</b>	Incorporates principles of design and graphic elements in an exceptional manner	Incorporates principles of design and graphic elements	Somewhat incorporates principles of design and graphic elements
<b>Format</b>	Formatted in an exceptional manner to enhance maximum readability and audience understanding	Formatted to enhance maximum readability and audience understanding	Somewhat formatted to enhance maximum readability and audience understanding
<b>Quality</b>	Quality exceeding expectations being clear, concise, and free from grammar errors	Done with satisfactory effort being clear, concise, and with 1-2 grammar errors	Shows little effort being somewhat clear and concise, containing 3-5 grammar errors
<b>Sourcing</b>	Citation for the infographic's source included	Citation for the infographic's source included but incomplete	No citation of the infographic's source included



## What's More

### Learning Tasks 4.

Vlog stands for a video blog or video log, and refers to a type of blog where most or all of the content is in a video format. Vlog posts consist of creating a video of yourself where you talk on a particular subject such as reporting or reviewing a product or an event. Follow the given rubric on doing your vlog.

Score Levels	Content	Completeness	Creativity	Correctness	Communication
25	As a teenager, you are considered as one of the most vulnerable individuals from COVID 19. Thus, it is important to always remind yourself of the preventive measures against the virus. In this task, you will make a creative vlog out of the informative text from the World Health Organization on COVID 19 facts. (See lecture video for the informative text.	<p>* Your vlog follows all of the Nine Rules;</p> <ol style="list-style-type: none"> <li>1. Use the Rule of Thirds.</li> <li>2. Use good lightings.</li> <li>3. Choose a quality background.</li> <li>4. Speak clearly.</li> <li>5. Make notes.</li> <li>6. Stay on topic.</li> <li>7. Avoid background noises.</li> <li>8. Eliminate pauses, silences and mistakes.</li> <li>9. Be excited.</li> </ol>	<p>* <b>Your vlog</b> features something to get the audience's attention.</p> <p>* <b>Your vlog</b> is attractive to look at. Think "Use Good Lighting", "Choose a Quality Background" and "Use of the Rule of the Thirds"</p> <p>* <b>If your vlog</b> has a creative story, humor, a good script, multiple characters, makes good use of the props or visuals, or other well- done elements, this will help your creativity points.</p> <p>*<b>Vlogs that do a great job</b> of holding the audience's attention will help you in this category.</p>	(Because I am allowing you to express opinion in your vlog, your vlog will automatically be awarded the points for this category	<p>* The rules "Speak Clearly", " Make Notes", "Stay on Topic", and "Be Excited" are followed very well.</p> <p>* ( If you followed the above rules, your vlog has a clear message, delivered in clear voice.)</p> <p>* " Use Good Lighting" and "Choose a Quality Background" must also be followed</p> <p>*( If you followed the above rules, you are in clear surroundings)</p> <p>* If you add a Call to Action at the end, this will positively enhance your project in my eyes.</p>



## ***What I Have Learned***

### **Learning Task 5.**

#### **ASSIMILATION (4-10 minutes)**

Checking the legitimacy of the information will keep us from being a victim of fake news or faulty information. While as a receiver of information, we need to sharpen our skill in judging the relevance and worth of one's ideas, since we may have to use it as biases of our personal decisions in some situations.

#### **Points to consider in evaluating the truthfulness of information**

1. source
2. author
3. details
4. Supporting sources
5. date
6. biases



## ***What I Can Do***

**Learning Task 6. Direction:** Analyze the following situations and decide whether it can help you obtain factual information or not. Put a check (✓) if yes and a cross (✗) if no.

- \_\_\_ 1. You are reading an article about the number of new positive cases of COVID 19 in your place. The, you found out that the article is out of date.
- \_\_\_ 2. Sheila saw a viral Twitter post from unknown source who asserted that a medicinal plant is being used to cure COVID 19 patients.
- \_\_\_ 3. A resource speaker in the seminar you are attending mentioned names of credible authors while expounding his ideas.
- \_\_\_ 4. Your friend saw a cryptic news headline and shared it in her timeline, but it does not present any details about the story.
- \_\_\_ 5. A social media influencer stressed, "Filipinos have no right in the West Philippine Sea". However, he failed to cite any source to prove his claim.




## Assessment


### REFLECTION (4-10 minutes)


Communicate your personal assessment as indicated in the Learner's Assessment Card.

### Personal Assessment on Learner's Level of Performance

Using the symbols below, choose one which describes your experience in working on each given task. Draw it in the column for Level of Performance (LP). Be guided by the descriptions below;

 - I was able to do/perform the task without any difficulty. The task helps me in understanding the target content/lesson.

 - I was able to do/perform the task. It was quite challenging, but it still helped me in understanding the target content/lesson.

 - I was not able to do/perform the task. It was extremely difficult. I need additional enrichment activities to be able to do/perform this task.

Learning Task	LP	Learning Task	LP	Learning Task	LP	Learning task					
1		2		3							

*Note: Please finish the given assessment card until Assessment.*



## ***Answer Key***

<b>What I know</b>	Answers may vary
<b>What's New</b>	Answers may vary
<b>Task 1.</b>	Answers may vary
<b>Task 2. 1. a</b>	2. a
	3. d.
	4. d.
	5. Answers may vary
<b>What It Is</b>	Answers may vary
<b>What's More</b>	Answers may vary
<b>What I Can Do</b>	1. x
	2. x
	3. /
	4. x
	5. x
<b>Assessment</b>	Answers may vary

## ***Reference***

Almonte, L.F., Lagustan, L.N., & Langutan, D.H. (2014). *A journey through Anglo-American Literature* (1st edition) Vibal Group Inc.

COVID 19 Pandemic: Worldwide

Crises. <https://www.globaltimes.cn/content/1202498.shtml>

WHO Philippine Crises & Info graphics *businessmirror.com.ph*

Impact of COVID-19 on vaccination programs: adverse or positive?

<https://pubmed.ncbi.nlm.nih.gov/32961081/>

Magsambol B. (July 26, 2021) Manila Philippines <https://www.rappler.com/nation/duterte-warns-new-l...>

**For inquiries or feedback, please write or call:**

Department of Education - Bureau of Learning Resources (DepEd-BLR)

Ground Floor, Bonifacio Bldg., DepEd Complex  
Meralco Avenue, Pasig City, Philippines 1600

Telefax: (632) 8634-1072; 8634-1054; 8631-4985

Email Address: [blr.lrqad@deped.gov.ph](mailto:blr.lrqad@deped.gov.ph) \* [blr.lrpd@deped.gov.ph](mailto:blr.lrpd@deped.gov.ph)