


7

English

Quarter 4 – Module 8: Informative Essay



English- Grade 7
Alternative Delivery Mode (ADM)
Quarter 4 – Module 8: Informative Essay
First Edition, 2020

Republic Act 8293, section 176 states that: No copyright shall subsist in any work of the Government of the Philippines. However, prior approval of the government agency or office wherein the work is created shall be necessary for exploitation of such work for profit. Such agency or office may, among other things, impose as a condition the payment of royalties.

Borrowed materials (i.e., songs, stories, poems, pictures, photos, brand names, trademarks, etc.) included in this module are owned by their respective copyright holders. Every effort has been exerted to locate and seek permission to use these materials from their respective copyright owners. The publisher and authors do not represent nor claim ownership over them.

Published by the Department of Education
Secretary: Leonor Magtolis Briones
Undersecretary: Diosdado M. San Antonio

Development Team of the Module

Writer: Sanita L. Celestial

Editors: Charmaine Rose T. Estandarte and Jesica L. Palma

Reviewers: Evelyn C. Frusa PhD, Delia B. Mabalot, Rolex H. Lotilla and Arvin Tejada

Layout Artist: Arcadio, III G. De Jesus

Management Team: Allan G. Farnazo

Gilbert B. Barrera

Arturo D. Tingson Jr.

Peter Van C. Ang-ug

Prima A. Roullo

Evelyn C. Frusa

Bernardita M. Villano

Printed in the Philippines by Department of Education- SOCCSKSARGEN Region

Office Address: Regional Center, Brgy. Carpenter Hill, City of Koronadal
Telefax: (083) 2288825/ (083) 2281893
E-mail Address: region12@deped.gov.ph

7

English
Quarter 4 – Module 8:
Informative Essay

Introductory Message

This Self-Learning Module (SLM) is prepared so that you, our dear learners, can continue your studies and learn while at home. Activities, questions, directions, exercises, and discussions are carefully stated for you to understand each lesson.

Each SLM is composed of different parts. Each part shall guide you step-by-step as you discover and understand the lesson prepared for you.

Pre-tests are provided to measure your prior knowledge on lessons in each SLM. This will tell you if you need to proceed on completing this module or if you need to ask your facilitator or your teacher's assistance for better understanding of the lesson. At the end of each module, you need to answer the post-test to self-check your learning. Answer keys are provided for each activity and test. We trust that you will be honest in using these.

In addition to the material in the main text, Notes to the Teacher are also provided to our facilitators and parents for strategies and reminders on how they can best help you on your home-based learning.

Please use this module with care. Do not put unnecessary marks on any part of this SLM. Use a separate sheet of paper in answering the exercises and tests. And read the instructions carefully before performing each task.

If you have any questions in using this SLM or any difficulty in answering the tasks in this module, do not hesitate to consult your teacher or facilitator.

Thank you



What I Need to Know

This module was designed and written with you in mind. It is here to help you master the writing of an informative essay. The scope of this module permits it to be used in many different learning situations. The language used recognizes the diverse vocabulary level of students. The arrangement of the lessons follows the standard sequence of the course. But the order in which you read them can be changed to correspond with the textbook you are now using.

The module is mainly about: **Informative Essay**

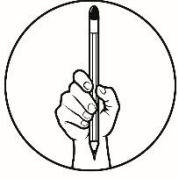
Essay writing brings more benefits than browsing the social networking sites. It sharpens your mind and make you more creative than hitting likes and sharing your friends' posts. The ability to share something from your mind is a plausible act.

One of the basic types of essays that students need to learn is the informative essay. An informative essay is based on facts to educate or inform an audience on a particular topic. An informative essay is the basic type of essays and its primary goal is to educate the reader by communicating facts or proving explanation on a particular topic.

After going through this module, you are expected to:

1. define informative essay;
2. give the characteristics of informative essay; and
3. compose an informative essay.

- Most Essential Learning Competencies (MELCs)
EN7WC-IV-a-2.2



What I Know

Directions: Select the best answer. Write the letter of your answer on a separate sheet of paper.

1. What is the characteristic of an essay?
 - a. Tells the origin of a word
 - b. Shows the author's own argument
 - c. Connects a subject to its predicate
 - d. Links a main clause to a subordinate clause

2. Which of the following is defined as a nonfiction writing, written with the intention of informing the reader about the specific topic?
 - a. Informative essay
 - b. Expository essay
 - c. Narrative essay
 - d. Technical essay

3. What are the parts of an informative essay?
 - a. Greeting, body, closing
 - b. Heading, greeting, body
 - c. Heading, greeting, closing
 - d. Introduction, body, conclusion

4. Which of the following does not define/characterize informative essay?
 - a. Presenting an opinion
 - b. Elaborating on a term
 - c. Tracking readers' new information
 - d. Educating audience on a particular topic

5. Which of the following are the functions of an **introduction**?
 - a. Restates a thesis and introduces any new ideas
 - b. Provides arguments and supports the thesis statement
 - c. Introduces the importance of the topic and writes down a thesis statement
 - d. Generalizes the arguments from the previous parts of the essay and makes a conclusion

6. Which of the following defines the **body** of an essay?
 - a. Provides arguments in support of the statement
 - b. Restates a thesis, without introducing any new ideas
 - c. Generalizes arguments from previous parts of the essay
 - d. Introduces the importance of the topic and writes down a thesis statement

7. Which of the following states the purpose of the **conclusion** of an essay?
 - a. Introduces any new ideas
 - b. Provides arguments in support of thesis statement
 - c. Generalizes arguments from previous parts of the essay
 - d. Introduces the importance of the topic and writes down a thesis statement

8. What is the typical length of informative essays?)
 - a. 1-2 pages (700 words) and use at least four sources
 - b. 2-3 pages in length (1200 words) and use at least four sources
 - c. 3-4 pages in length (1600 words) and use at least four sources
 - d. 3-5 pages in length (2200 words) and use at least four sources

9. Which of the following is the characteristic of a **thesis statement**?
 - a. Contains unique argument
 - b. Gives authors' idea about the topic
 - c. Provides new ideas in support of the essay
 - d. States what is going to be explained and outlines the organization of the explanation

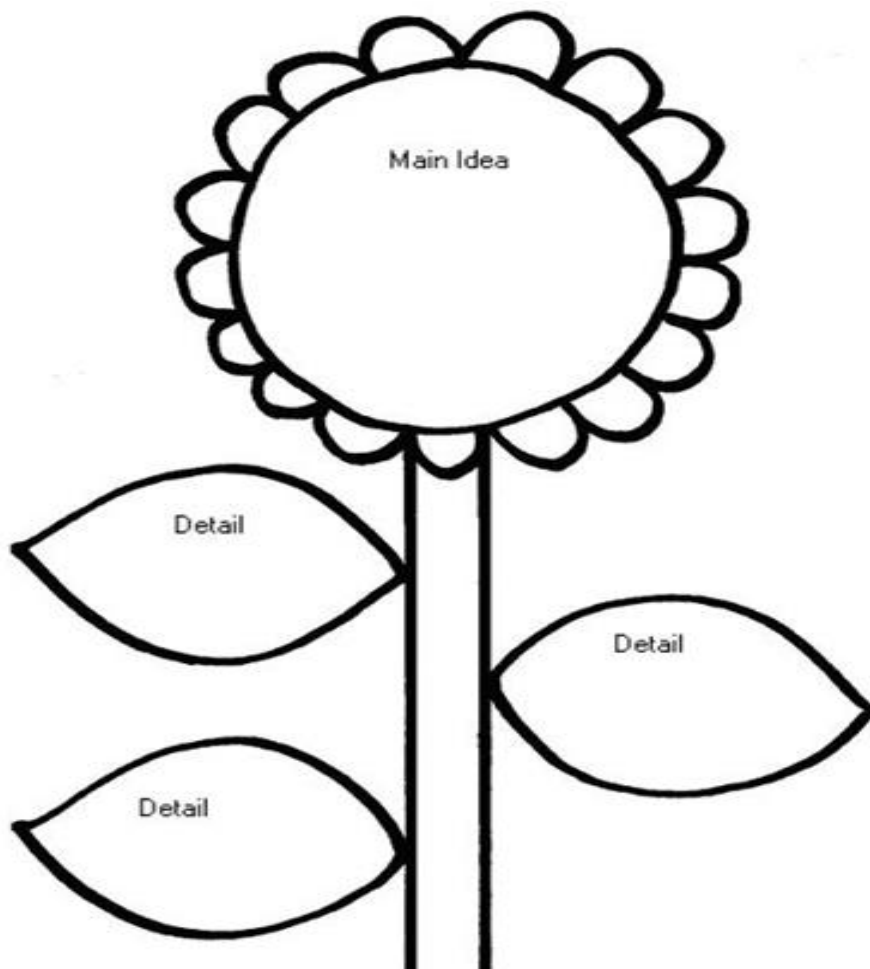
10. Which of the following is the most appropriate topic for an informative essay?
 - a. My high school memories
 - b. Characters I admired most
 - c. Unforgettable summer getaway
 - d. Filipino cultures and traditions



What's In

Activity 2: Recalling the Past

Directions: Complete the graphic organizers below by writing two most important things to do (main ideas) to succeed at school and by writing three details under each main idea.



Activity 1 helped you recall your knowledge of essays, while Activity 2 enabled you to create an outline for writing an informative essay.



What's New

Activity 3: Dig and Find!

Directions. Read the paragraph below then (1) identify the sentence that states the topic (topic sentence); (2) determine two sentences that support the topic (supporting details); and (3) find the sentence that concludes the content of the paragraph (concluding sentence). Write your answers in the appropriate boxes provided below.

Filipinos are usually very warm and friendly people who enjoy conversing with those around them. It is common to find strangers engaging in conversation or sharing stories to family, friends or foreigners about their hometown, family or country. Filipinos are often expressive and sentimental while maintaining a light-hearted demeanor. For example, the word '*hugot*' ('to pull out') is often used to describe someone drawing out deep sentimental memories or experiences. Indeed, Filipinos are often willing to share stories of their past that may be considered personal.

Topic Sentence:

Supporting Details:

1. _____

2. _____

Concluding Sentence:



What is It

Writing an informative essay effectively is essential in conveying to the reader certain information clearly and comprehensively.

Read and be informed!

The word **essay** is derived from the French infinitive *essayer* which means "to try" or "to attempt." In English, **essay** first meant "a trial" or "an attempt" and it is still an alternative meaning.

Essay is an analytic, interpretative, or critical **literary** composition that is usually much shorter, less systematic, and formal than a dissertation or thesis. Also, it often deals with its subject from a limited and often personal point of view.

Essay writing brings more benefits than browsing through those social media platforms that you have already memorized. It does not only sharpen your minds and makes you more creative than putting likes and hitting shares of your friends' post. The ability to share something from your mind is definitely a plausible act.

Writing an essay successfully requires a lot of planning.

TIPS ON WRITING AN ESSAY

Generally, in writing an essay, you should:

- decide what kind of essay to write
- brainstorm your topic
- research the topic
- choose a writing style
- develop a thesis
- outline your essay
- write your essay
- edit your writing to check spelling and grammar

The first step in writing an essay is to define what type of essay you will be writing. There are categories into which essays can be grouped. One of these types is the informative essay.

Now, what is an informative essay? How does it differ from the other types of essays?

Informative essay is written as literary essay piece with the purpose of educating a target audience or readers regarding a certain topic or subject. It is intended to present or expose something while at the same time avoiding presenting arguments or personal opinions from the writer.

An informative essay is also called expository essay in the sense that it also aims to expose or display an information that is beneficial to the reader. It does not present bias judgments nor favorable ideas. Also, it does not dwell in the concept of convincing readers to do things that are contrary to their will. It is usually 3-5 pages in length.

What are the three parts of an informative essay?

An informative essay contains three parts. The first part is the **introduction**. It is used to grab the attention of the reader and to introduce the topic. It as well states the thesis statement of the article. The **thesis statement** is one-sentence statement that expresses the main idea of an essay or text.

The second part is the **body**. It is the bulk of the essay and contains all of the important facts being covered that support or provide evidences to the thesis statement.

The last part is the **conclusion**. This part summarizes the essay and encourages the reader to seek out more information about a topic.

How to write an informative essay?

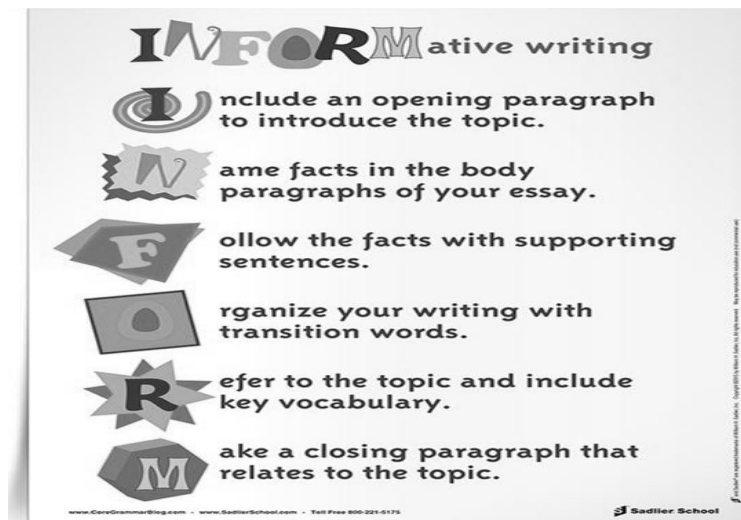
Writing an informative essay is like telling a blind person the color of the sky or telling a kid what ice creams are made of. One would just have to present and expand a topic.

Let's learn the steps in writing an informative essay:

- 1. Think of a topic.** The first thing that you have to do is think of a topic that you want to write about. It would be good if it is something that you are most passionate about, so you can write in great details.
- 2. Create a format.** The most effective format is using the essential parts of an essay
- 3. Present your ideas.** After choosing the topic, start writing your ideas. Present them in a way that you are educating the readers.

"What is Informational Text? - Definition, Characteristics & Examples, 2020

In writing an informative essay, bear in mind the following:



Let's have an example of an informative essay.

Title:

Causes and Effects of Smoking among Students

Introduction:

Smoking is one of the most dangerous widespread phenomena that threaten lives of a huge number of people worldwide. It starts as a way of having fun but ends as an addiction that is therefore so difficult to give up. Today, we often hear of “smoking among students.” So why do students smoke and what are the effects that smoking has on them?

Body:

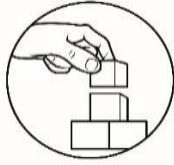
There are many reasons behind the phenomenon of smoking among students. To start with, students smoke because they are curious and want to discover the world of those who smoke. They are just trying to have some fun when they smoke the first cigarette. Other students take up smoking due to the family problems, especially when they see their parents quarrels. Moreover, some students smoke since they think cigarette would relieve stress they had during the day, especially at school. Last but not least, students try to imitate adult smokers because they want to show that they are adults, too.

If we look at the consequences of smoking, we will find o many. Smoking causes cancer. As a result, the addict students would suffer from health problems that end in death. Another effect is that after certain years, the addict would develop respiratory problems and will face a lot of problems in running without losing breath. So, asthma, bronchitis, and emphysema are always a lingering threat. One more important effect of smoking is that it causes a lot of anger for the addict. Whenever they lack cigarettes, they start reacting angrily and strangely.

Conclusion:

To sum up, smoking is an ongoing threatening danger for addicts and might affect the next generation. The best solution is prevention according to proverb that says, “Prevention is better than cure.”

<https://busyteacher.org/16649-the-causes-and-effects-of-smoking-among-students.html>



What's More

Activity 4: Say Something!

Directions: Write an introduction of 3-5 sentences. The introduction should include clear thesis statement.

Example:

Every country has its differing values and stereotypes, and the Philippines is no exception. We Filipinos firmly believe that our country has the best values in the world. One of the most common classic Filipino traits adored by people across the nation is placing high regard on strong family ties. **Unlike in Western countries, we never ever leave any family member even if they are already old and this that is practiced even today.**

Thesis Statement: **Unlike in Western countries, we never ever leave any family member even if they are already old and this is practiced even today.**

1. Filipino time
2. Ningas cogon
3. Crab mentality

Rubric

CRITERIA	EXCELLENT <i>(5 points)</i>	GOOD <i>(3 points)</i>	FAIR <i>(2 points)</i>	POOR <i>(1 point)</i>
Introductory statements	The paper has a clear, interesting, and concise opening statements.	The paper's opening statements are mostly clear and interesting.	The paper's introductory statements have few inaccuracies or is missing key information.	The paper does not have a an introductory statements.
Thesis Statement	The paper's thesis statement clearly conveys the writer's overall judgment.	The thesis statement is mostly clear with just a minor point that is unclear.	The paper fails to state a clear thesis statement.	The paper has no thesis statement.

(Miciano & Miciano, 2016)



What I Have Learned

Activity 5: Complete Me!

Directions: In 1-2 sentences, define or describe each of the term below. Write your answers on a separate sheet of paper.

1. Essay

2. Informative Essay

3. Introduction

4. Body

5. Conclusion

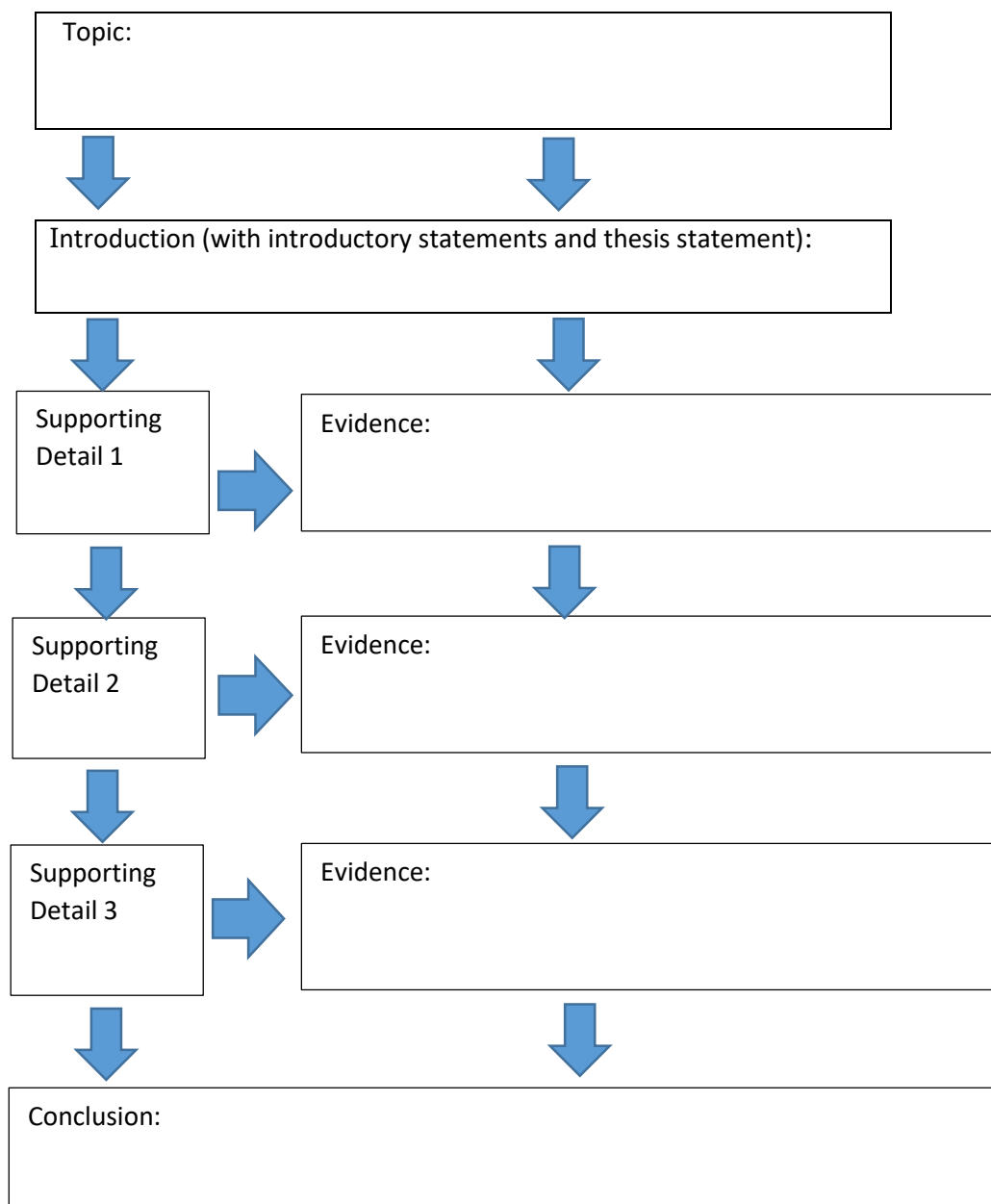


What I Can Do

Activity 6: Follow the Flow!

Directions. Plan your informative essay by completing the informative essay writing graphic organizer. Choose one topic from the list given below. Assess your output using the simple assessment tool below.

1. Filipino time
2. Ningas cogon
3. Crab mentality



DIRECTIONS: Using the following criteria, choose the appropriate number from the following scale that reflects your assessment.

Directions: Using the criteria, assess your output. Be guided by the scoring guide below.

1 = weak; 2 = moderately weak; 3 = average; 4 = moderately strong; 5 = strong

CRITERIA	SCORE
1. The information in the graphic organizer is accurate.	
2. The spelling, grammar, and punctuation of the text in the graphic organizer are accurate.	
3. The graphic organizer demonstrates an understanding of the topic, its relationships and related concepts.	
4. The content fulfills all the requirements of the assignment.	
5. Overall, the information provided in graphic organizer reflects the student's full understanding.	
TOTAL	



Assessment


This is it! Putting all you have studied and understood from our lesson is the most essential part of this module. It is now your chance to apply what you have learned.

Activity 7: You Can Do It!

Directions. Using your answers in *Activity 6*, write a five-paragraph informative essay with three parts—introduction, body, and conclusion.

Rubric

CRITERIA	Excellent (3)	Good (2)	Poor (1)
Inclusion of Complete Introduction	The introduction includes a clear and strong thesis statement.	The introduction includes a weak thesis statement.	The introduction has no thesis statement.
Use of Facts and Details	The thesis is supported with adequate facts and details.	The thesis is supported with limited facts and details.	The thesis is not supported with facts and details.
Organization	The text follows a clear and logical flow and organization.	The text follows a clear and logical flow and organization.	The text does not follow a clear and logical flow and organization.
Grammar and Mechanics	The text is free from grammatical and mechanical errors.	Capital letters and The text has minimal grammatical and mechanical errors.	The text has a lot of grammatical and mechanical errors.



Additional Activities

Activity 8: Extend What You Know!

Directions: Think about something you like to make or do like cooking, making crafts, or playing a favorite game. Choose one of these activities and write an essay explaining the steps in doing the activity. Draw the result or product so that your reader will appreciate it more.

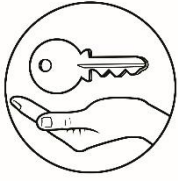
What do you want to make or play

What will you need

How to make/play it

Rubric

CRITERIA	Excellent (3)	Good (2)	Poor (1)
Inclusion of Complete Introduction	The introduction includes a clear and strong thesis statement.	The introduction includes a weak thesis statement.	The introduction has no thesis statement.
Use of Facts and Details	The thesis is supported with adequate facts and details.	The thesis is supported with limited facts and details.	The thesis is not supported with facts and details.
Organization	The text follows a clear and logical flow and organization.	The text follows a clear and logical flow and organization.	The text does not follow a clear and logical flow and organization.
Grammar and Mechanics	The text is free from grammatical and mechanical errors.	The text has minimal grammatical and mechanical errors.	The text has a lot of grammatical and mechanical errors.



Answer Key

<p>Assessment</p> <p>Answers may vary.</p>	<p>What I Have Learned</p> <p>Answers may vary.</p>	<p>What I Know</p> <ol style="list-style-type: none">1. B2. A3. D4. A5. C6. A7. C8. D9. D10. D
--	---	---

References

- (2021). Retrieved 26 April 2021, from <https://www.template.net/business/essay/sample-informative-essay/>
- (2021). Retrieved 26 April 2021, from <https://www.examples.com/education/informative-essay.html>
- “Informative Essay Structure.” *Informative Essay Structure | Education.com*, www.education.com/resources/structure-of-an-informative-essay/.
- “Informative Essay Structure. ‘
<https://www.education.com/resources/structure-of-an-informative-essay/>
.’” *Informative Essay Structure | Education.com*, www.education.com/resources/structure-of-an-informative-essay/.
- “<https://busyteacher.org/16649-the-causes-and-effects-of-smoking-among-students.html>.” *Informative Essay Structure | Education.com*, www.education.com/resources/structure-of-an-informative-essay/.
- “Miciano, Mishima., and Miciano, Remedios. English for Academic and Professional
.” *Informative Essay Structure | Education.com*, www.education.com/resources/structure-of-an-informative-essay/.
- “What Is Informational Text? - Definition, Characteristics & Examples.’
<https://study.com/academy/lesson/what-is-informational-text-definition-characteristics-examples.html> .” *Informative Essay Structure | Education.com*, www.education.com/resources/structure-of-an-informative-essay/.

For inquiries or feedback, please write or call:

Department of Education - Bureau of Learning Resources (DepEd-BLR)

Ground Floor, Bonifacio Bldg., DepEd Complex
Meralco Avenue, Pasig City, Philippines 1600

Telefax: (632) 8634-1072; 8634-1054; 8631-4985

Email Address: blr.lrqad@deped.gov.ph * blr.lrpd@deped.gov.ph