


English

Quarter 4 – Module 7

Compose a Persuasive Essay on Self-Selected Topic



English – Grade 6

Alternative Delivery Mode

Quarter 4 – Module 7: Compose a Persuasive Essay on Self-Selected Topic

First Edition, 2020

Republic Act 8293, section 176 states that: No copyright shall subsist in any work of the Government of the Philippines. However, prior approval of the government agency or office wherein the work is created shall be necessary for exploitation of such work for profit. Such agency or office may, among other things, impose as a condition the payment of royalties.

Borrowed materials (i.e., songs, stories, poems, pictures, photos, brand names, trademarks, etc.) included in this module are owned by their respective copyright holders. Every effort has been exerted to locate and seek permission to use these materials from their respective copyright owners. The publisher and authors do not represent nor claim ownership over them.

Published by the Department of Education

Secretary: Leonor Magtolis Briones

Undersecretary: Diosdado M. San Antonio

Development Team of the Module

Writer: Reyza H. Patchicoy

Editor: Dream Rose O. Malayo, Sarah Michelle C. Nietes

Reviewer: Francisco E. Misajon Jr.

Layout Artist: Phoenix Allanah Zandria Q. Salcedo-Tordesillas

Management Team: Felisa B. Beriong

Corazon C. Tingson

Gaudencio C. Riego

Francisco E. Misajon Jr

Schubert Anthony C. Sialongo

Phoenix Allanah Zandria Q. Salcedo-Tordesillas

Marian Rose B. Sarmiento

Printed in the Philippines by _____

Department of Education – Region VI – Western Visayas

Office Address: Duran Street, Iloilo City

Telefax: (033) 493-0352

E-mail Address: region6@deped.gov.ph

6

English

Quarter 4 – Module 7

**Compose a Persuasive Essay on
Self-Selected Topic**

Introductory Message

This Self-Learning Module (SLM) is prepared so that you, our dear learners, can continue your studies and learn while at home. Activities, questions, directions, exercises, and discussions are carefully stated for you to understand each lesson.

Each SLM is composed of different parts. Each part shall guide you step-by-step as you discover and understand the lesson prepared for you

Pre-test are provided to measure your prior knowledge on lessons in each SLM. This will tell you if you need to proceed on completing this module or if you need to ask your facilitator or your teacher's assistance for better understanding of the lesson. At the end of each module, you need to answer the post-test to self-check your learning. Answer keys provided for each activity and test. We trust that you will be honest in using these.

In addition to the material in the main text, Notes to the Teacher are also provided to our facilitators and parents for strategies and reminders on how they can best help you on your home-based learning.

Please use this module with care. Do not put unnecessary marks on any part of this SLM. Use a separate sheet of paper in answering the exercises and test. And read the instructions carefully before performing each task.

If you have any questions in using this SLM or any difficulty in answering the tasks in this module, do not hesitate to consult your teacher or facilitator.

Thank you.



What I Need to Know

This module was designed and written with you in mind. It helps you master the skills intended to be learned in this module. The scope of this module permits it to be used in different learning situations. The language used recognizes the diverse vocabulary level of students. The lessons are arranged to follow the standard sequence of the course but the order in which you read them may depend on the textbook you are now using.

After going through this module, you are expected to:

1. Compose a persuasive essay on self-selected topic EN6WC-IVb-2.2




What I Know

Hello! Are you ready to learn new things today? Of course you are! Before we begin, let's check what you already know about our new lesson.

Oh! U Complete Me!

Instructions: Complete the crossword puzzle using the clues below. Here's a catch: All letter "O" and "U" in the words are given!



Across

1. An essay with a purpose to convince readers to agree with the author's point of view
3. Part of an essay where the author presents reasons supporting his/her point of view
4. Summary of an essay's main points

Down

2. Opening paragraph of an essay
5. A person's view formed about something

Lesson

1

Compose a Persuasive Essay on Self-selected Topic



What's In

The previous lesson focused on composing clear and coherent sentences using appropriate verb tenses, conjunctions, and adverbs. You have learned this in the previous lesson. Let's look back and see if you can still remember.

Instructions: Write clear and coherent sentences by underlining the appropriate word from the choices inside the parenthesis.

1. My dream getaway places in the country are Boracay Island **(but, and)** Batanes group of islands.
2. I plan to set a campfire at the beach **(or, so)** in front of my tent.
3. Would you rather get on a boat **(and, for)** visit different islands in the Philippines **(but, or)** trek the majestic mountains in the country?
4. **(Carefully, Hopefully)** next year, I can **(go, went)** to Oslob Cebu to experience whale watching.
5. It's hard to travel during the pandemic, yet I shouldn't **(stopped, stop)** believing that one day, when everything comes back to normal, I can **(reach, reaches)** these beautiful places.

*Kudos! You did a great job back there!
Now get ready because it's time for a new lesson!*



What's New

Have you ever dreamed of traveling? I bet you have! Most people like visiting tourist destinations alone or with their loved ones.

Read the paragraph below and find out why we Filipinos need to “Choose Philippines.”

Choose Philippines, Pick Your Province!

I wonder, do you really have to go far for a perfect getaway? I believe you don't have to and I'm sure you'll agree with me.

Traveling is one way of freeing ourselves from stress. It is also a perfect moment to spend time with our loved ones and make unforgettable memories with them. However this year, most people cancelled their overseas vacations due to Covid-19 restrictions. Many are saddened. But do they really have to? First, the Philippines has more than 7000 islands with countless beautiful tourist attractions to choose from. Every part of the country is extra special, from the amazing islands of Batanes in Luzon, down to the lovely white sand beaches of the Visayas, and the beautiful landscapes of Mindanao. Second, all provinces have their own tourist spots. Surely, your place, too, has hidden wonders waiting to be discovered. We can explore our own provinces first before we travel far. Finally, this health crisis has taken over the tourism industry and has affected the livelihoods of the people who are depending on it. It's time to bounce back and support the local tourism industry.

To sum up, the Philippines has numerous travel destinations to offer and many of them are even known worldwide. Make our country your primary choice. The many international travel restrictions during the pandemic are perfect reminders for us to look closer to home and enjoy our country's God-given wonders of nature!

Guide Questions:

1. What is the paragraph about?
2. According to the passage, why do Filipinos need to choose Philippines?
3. How many reasons or justifications are presented in the body of the persuasive essay?
4. How is the conclusion done?
5. What makes the passage convincing? If you were to add supporting details to make the essay more convincing, what information would you add?



What is It

Persuasive essay intends to convince readers to believe a certain idea or point.

In writing a persuasive essay, you must express your opinion clearly and strongly, and support it with details such as examples and additional information.

There are steps to follow in writing a persuasive essay:

Step 1: Choose a topic

Choose a topic near to your heart. This will make the process of writing enjoyable. Pick the side you believe in and do a research to support your point of view.

Here are examples of persuasive essay topics:

- *Should wearing of school uniforms be required?*
- *Should softdrinks be sold in the school canteen?*
- *Should we punish tourists who litter and vandalize scenic spots?*
- *Should island barangays limit the number of tourists in their area?*

Step 2: Write an introduction

Start your opening paragraph with a catchy sentence. You may insert related quote or facts to draw attention. Present your argument in a way that your readers will keep reading your essay.

I wonder. Do you really have to go far for a perfect getaway? I believe you don't have to and I'm sure you'll agree with me.

Step 3: Write the Body

Present reasons and justifications to support your point. Use convincing words and phrases such as the following:

- I am certain that...
- I believe that...
- I'm sure.../Surely...
- I am certain.../Certainly...
- What needs to be done/what we need to do... (to recommend a course of action)

Avoid the following phrases because they do not convey confidence in your ideas or opinions.

- I think...
- It seems that...
- Perhaps...
- I guess...

Use words or phrases that smoothly transition your points, ideas, or evidence. Here’s a list of common transition words you can use to organize your thoughts:

Usage	Transition Words
Phrases to Illustrate a Point	For instance, for example, specifically, in particular, namely, such as, like
Phrases to Introduce an Example	For example, thus, as an example, in the instance of, in other words, to illustrate
To sequence or organize ideas	first, second, third, ... next, then, finally
Phrases to add Support or Evidence	additionally, again, also, and, as well, besides, equally important, further, furthermore, in addition, moreover, then

Step 4: Construct the conclusion


Summarize your main points. Restate your point of view and add strong statements like calling for action, recommendation, or a decision to be made.

Example: The many international travel restrictions during the pandemic are perfect reminders for us to look closer to home and enjoy our country’s God-given wonders of nature!

You may use the following closing words: *finally, briefly, in conclusion, in the end, on the whole, thus, to conclude, to summarize, in sum, to sum up, in summary.*

Step 5: Proofread your essay

Check your essay for errors. Edit and reorganize your sentences if needed. If you have more time, you can read it again a day or two after writing. Revise your essay if you need to.



What's More

The main purpose of writing a persuasive essay is to convince others to agree to your opinion or idea. You have already learned the important steps in constructing this essay. The following template may also help you plan your persuasive essay.

Use “Pick (insert your province/city/island)” as your topic.

Example: “Pick Antique!”

<p>My Argument/Topic: _____</p> <p>My Clearly Stated Opinion: _____ _____</p> <p>The reasons/ facts are: _____ _____</p> <p>Convincing word/phrases I will use: _____ _____</p> <p>Conclusion/Closing Statement: _____ _____</p>
--



What I Have Learned

You are almost done with this module! Now, let us have a quick review of the most important ideas in this lesson.

What's a persuasive essay and how do we compose it?

Persuasive essay intends to convince readers to believe a certain idea or point. It is composed of three main parts: **the introduction** which is the opening paragraph, **the body** that presents your reasons and justifications, and lastly **the conclusion** which summarizes your main point and serves as the closing paragraph.

Wow! You surely did great on recalling what you have learned! How about you give yourself a tap on your shoulder.



What I Can Do

Now that you have structured your essay in the previous activity, it's time for you to compose your own three-paragraph persuasive essay. Use the important facts you have gathered to persuade others in going to your chosen local tourist spot!

Refer to the given template below to easily organize your thoughts:

Paragraph 1	Introduction: _____ _____ _____
Paragraph 2	Reasons: <u>First,</u> _____ <u>Second,</u> _____ <u>Third,</u> _____ <u>Finally,</u> _____
Paragraph 3	Conclusion: <u>To conclude,</u> _____ _____ _____



Assessment

Let's see how much you have learned from this lesson. Compose a persuasive essay on a topic of your choice. Don't forget to choose a theme or topic closest to your heart! Remember to use appropriate transition phrases and convincing words. Let's go!

You may use the template below for reference.

	Title
	Introduction
	Body
	Conclusion



Additional Activities

Hurray! You are nearly done with this lesson. It's time to enrich your knowledge about composing persuasive essays.

Get ready to take the final challenge!

Instructions: Write a three-paragraph persuasive essay focusing on one of the following topics.

Persuade somebody about:

- ✓ Eating vegetables
- ✓ Reading books
- ✓ Helping to do house chores
- ✓ Exercising daily

Once done, use your essay to persuade at least 1 person and document your success! Send the photo/video to your teacher.

*You did great! Remember to use the power of persuasion in a beneficial way.
Happy writing! !*



Answer Key:

Additional Activities

The Joy in Reading

"The more that you read, the more things you will know, the more that you learn, the more places you'll go." In this fast-paced world of technology, don't move away from reading books. Trust me, it offers timeless benefits.

To begin with, reading books is good to your mental health, it sharpens your brain that's responsible for concentration. Also, it can be a form of entertainment, where you can release your stress peacefully. Moreover, a wide reader is a good writer. Reading books widens your vocabulary, and improves your writing style. Finally, books can bring joy to your day. Imagine the feeling of excitement every time you touch the smooth paper as you turn every page. It's a mood booster.

To sum it up, the importance of reading a book is immeasurable. Surely, there are a lot more benefits it can offer. Thus, always find time to read and be a book-lover!

Assessment

Answers may vary.

Save Trees, Save the Future

"Sorry." Is this the word that we shall say to our future generations? Sorry...that we destroyed Earth's oldest living guardians?

Trees have countless use in our daily lives. They act as natural dustbins to harmful gasses in the environment. Also, they are essential in balancing the ecosystem in the nature. Aside from that, they store and purify water. Moreover, we breathe the air they're creating. They even give us shelter, food and medicine. However, despite everything we neglected them. Our planet is currently losing over 25 billion trees each year due to deforestation, land development, and bad forest management. And who are the culprits of these destructions? We humans.

In conclusion, trees have innumerable purpose in earth. And we earthlings, benefit the most from these living guardians. Let's not wait for Mother Earth to be devastated before we take actions. Save trees, save life, save our future generations!

What's In?

- and
- or
- and, or
- Hopefully, go
- stop, reach

What I Can Do

Answers may vary yet should be related to:

Pick Antique

"Where the mountains meet the sea." Antique, the rising star of Western Visayas is a fast developing province while culturally preserved along with its nature-loving locals. There are countless reasons why Antique is worth visiting for!

First, the location of the province is perfect for both beach goers and mountain lovers. Its mountains literally are hugging the seas! Second, Antique has islands with white sand beaches like, Seco Island of Tibiao, Mararison Island in Culasi, and Nogas Island of Anini-y. Third, it has a little Baguio, the highlands of Aningalan. It is located at more than 600 meters above sea level, where you can experience cool weather while you explore the surrounding view of picture-perfect landscapes. Finally, the province is a Low-risk area in terms of COVID19 outbreak. So, you and your loved ones can safely relax and enjoy nature at its finest!

To Conclude, Antique offers hard to resist destinations everyone can enjoy! This province is a one stop getaway place that can give you a glimpse of what it feels like to travel around the Philippines. Set your stress free. Come and see Antique. It is the place to be!

What I Know

Across

- persuasive
- body
- conclusion

Down

- introduction
- opinion

What's More

Answers may vary yet related to:

My Argument/Topic:

Pick Antique!

My Clearly stated opinion:

Antique is worth visiting for.

Reasons/Facts:

The location of the province is perfect for both beach goers and mountain lovers.

Antique has many white sand beach islands like, Seco Island of Tibiao, Mararison Island in Culasi, and Nogas Island of Anini-y.

Antique's Aningalan is well-known as the Little Baguio, with more than 600 meters above sea level, you can experience cool weather and explore beauty of nature.

The province is recognized as a Low-risk area in terms of COVID19 outbreak

Convincing words I will use:

Indeed, I am certain.

Conclusion/Closing Statement:

To Conclude, Antique Province is a great travel destination during pandemic. It is a one stop province that can give you a glimpse of what it feels like to travel the whole Philippines. Indeed, Antique is the place to be!

References

Morin, Amanda. (2020, August 27). Words, Phrases, and Arguments to Use in Persuasive Writing. Retrieved from <https://www.thoughtco.com/words-to-make-a-persuasive-argument-2086735>.

Galapon, A. P., Relente, C. A., & Angeles A. B., (2016). *Joy in Reading English*, Vibal Group INC., Queszon City, Philippines

For inquiries or feedback, please write or call:

Department of Education - Bureau of Learning Resources (DepEd-BLR)

Ground Floor, Bonifacio Bldg., DepEd Complex
Meralco Avenue, Pasig City, Philippines 1600

Telefax: (632) 8634-1072; 8634-1054; 8631-4985

Email Address: blr.lrqad@deped.gov.ph * blr.lrpd@deped.gov.ph