


# English

## Quarter 4 – Module 2, Lesson 2: Writing Paragraphs Showing Comparison and Contrast



**English – Grade 5**

**Alternative Delivery Mode**

**Quarter 4 – Module 2, Lesson 2: Writing Paragraphs Showing Comparison and Contrast**

**First Edition, 2020**

**Republic Act 8293, Section 176** states that: No copyright shall subsist in any work of the Government of the Philippines. However, prior approval of the government agency or office wherein the work is created shall be necessary for exploitation of such work for profit. Such agency or office may, among other things, impose as a condition the payment of royalties.

Borrowed materials (i.e., songs, stories, poems, pictures, photos, brand names, trademarks, etc.) included in this module are owned by their respective copyright holders. Every effort has been exerted to locate and seek permission to use these materials from their respective copyright owners. The publisher and authors do not represent nor claim ownership over them.

Published by the Department of Education

Secretary: Leonor Magtolis Briones

Undersecretary: Diosdado M. San Antonio

**Development Team of the Module**

<b>Writer:</b>	Mercy L. Hernando
<b>Editor:</b>	Rustum D. Geonzon
<b>Reviewer:</b>	Josefina F. Dacallos
<b>Layout Artist:</b>	Janssen Louel C. Dabuet & Gibson J. Gayda
<b>Management Team:</b>	Ma. Gemma M. Ledesma, Bebiano I. Sentillas Rosemarie M. Guino Joy B. Bihag Ryan R. Tiu Dean Ric M. Endriano Carmela R. Tamayo Moises D. Labian Jr. Antonio F. Caveiro Josefina F. Dacallos Faustino M. Tobes Rustum D. Geonzon

**Printed in the Philippines by \_\_\_\_\_**

**Department of Education – Region VIII**

Office Address: Government Center, Candahug, Palo, Leyte

Telefax: 053 – 832-2997

E-mail Address: region8@deped.gov.ph

**5**

# **English**

## **Quarter 4 – Module 2, Lesson 2: Writing Paragraphs Showing Comparison and Contrast**

## **Introductory Message**

This Self-Learning Module (SLM) is prepared so that you, our de-learners, can continue your studies and learn while at home. Activities, questions, directions, exercises, and discussions are carefully stated for you to understand each lesson.

Each SLM is composed of different parts. Each part shall guide you step-by-step as you discover and understand the lesson prepared for you.

Pre-tests are provided to measure your prior knowledge on lessons in each SLM. This will tell you if you need to proceed on completing this module or if you need to ask your facilitator or your teacher's assistance for better understanding of the lesson. At the end of each module, you need to answer the post-test to self-check your learning. Answer keys are provided for each activity and test. We trust that you will be honest in using these.

In addition to the material in the main text, Notes to the Teacher are also provided to our facilitators and parents for strategies and reminders on how they can best help you on your home-based learning.

Please use this module with care. Do not put unnecessary marks on any part of this SLM. Use a separate sheet of paper in answering the exercises and tests, and read the instructions carefully before performing each task.

If you have any questions in using this SLM or any difficulty in answering the tasks in this module, do not hesitate to consult your teacher or facilitator.

Good luck.

## Lesson

# 2

# Writing Paragraphs Showing Comparison and Contrast



## *What I Need to Know*

Comparing and contrasting are ways of exploring the similarities and differences between two things. Comparison refers to how two objects, people, or ideas are alike. Contrast refers to how two objects, people or ideas are different. This method of arrangement presents the details according to similarities and differences.

In this module, you will learn to:

- tell whether a sentence uses comparison or contrast;
  - write sentences showing comparison and contrast; and
  - write paragraphs showing comparison and contrast;
- EN5WC-IIg-2.2.6

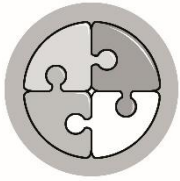


## *What I Know*

Study the following group of words inside the box then write the word that suggests comparison or contrast accordingly. Write your answers in your notebook.

Like	again	different	similarly	unlike
however	equally	whereas	just as	although

Comparison	Contrast



## ***What's In***

Tell whether each sentence is comparing or contrasting two things. Write the word compare or contrast on each line. Write your answers in your notebook.

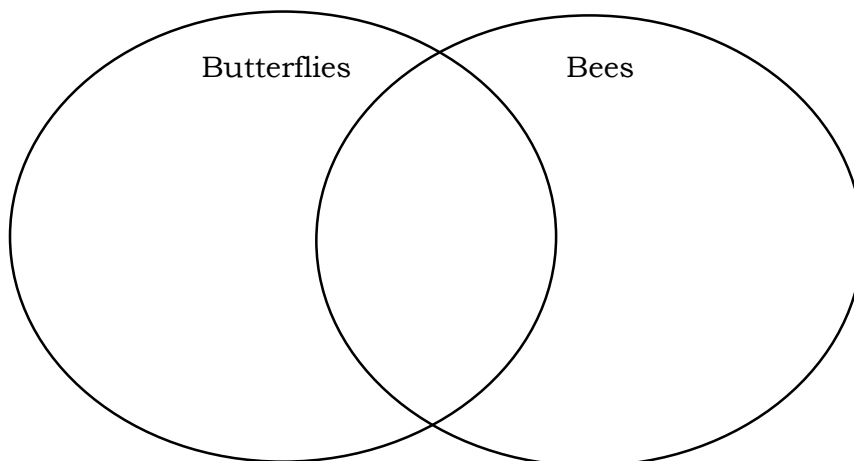
1. \_\_\_\_\_ Maya's bicycle is pink, but William's is red.
2. \_\_\_\_\_ Miles has big feet just like his father.
3. \_\_\_\_\_ Winter is much colder than summer.
4. \_\_\_\_\_ Mackenzie has his mother's beautiful blonde hair.
5. \_\_\_\_\_ Both Mindy and Olive bought new cell phones.



## ***What's New***

Read the story below and then fill in the diagram to show differences (contrasts) and similarities (comparisons) between the two creatures. Write your answer in your notebook.

Butterflies and bees have many things in common. They are both insects that live all over the world. Another similarity is that they both have 4 wings. Their wings are very different though butterflies have brightly colored wings and a bee's wings are transparent. Bees live in large groups called colonies. Butterflies do not. They often travel by themselves. Butterflies and bees are also similar because they both feed off nectar and pollen from flowers.





## ***What Is It***

Generally speaking, comparing is showing similarities, and contrasting is showing differences between two things that are related in some way. If you write a paragraph using comparison and contrast, choose a topic that interests you. A good compare/contrast paragraph doesn't only point out how the subjects are similar or different. It uses points to make meaningful argument about the subjects.


1. The first step to writing a successful compare and contrast paragraph is to pick two subjects that are different enough to be compared.
2. Make sure that your subjects can be discussed in a meaningful way. A good compare and contrast paragraph will help your readers understand why it's useful or interesting to put these two subjects together.
3. Take a little time to brainstorm about how your chosen subjects are similar and different. A Venn diagram can often be helpful when brainstorming. This set of overlapping circles can help you visualize where your subjects are similar and where they differ. In the outer edges of the circle, you write what is different; in the overlapping middle area, you write what's similar.
4. Consider your main points. Choose a few points that seem to be particularly important.
5. Develop your thesis statement. There are many directions a compare and contrast paragraph can take, but it should always make an argument that explains why it's useful to put these two subjects together in the first place.
6. Useful transitional words and phrases

### **For comparison**

Similar to, similarly, in the same way, like, equally, again, also, too, each of, just as ...so

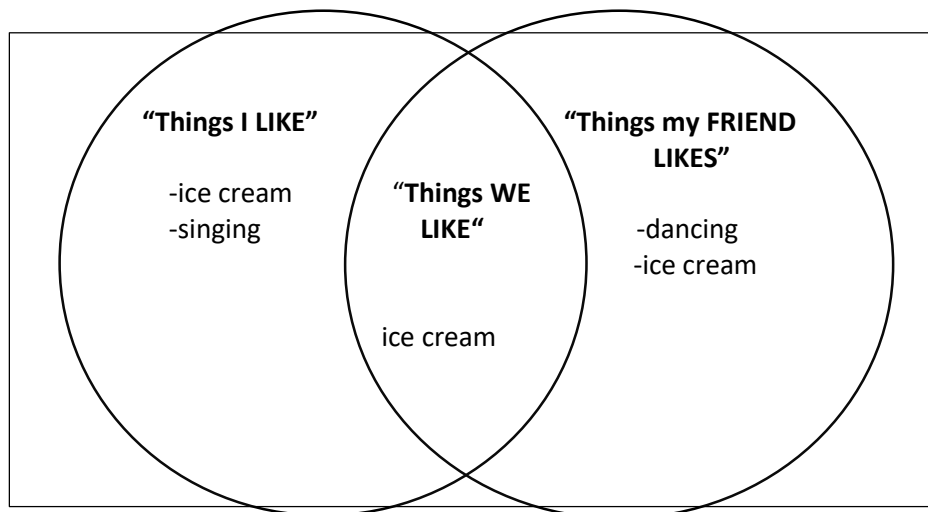
### **For contrast**

In contrast, on the other hand, different from, whereas, while, unlike, however, but, although, however, conversely, yet, unlike



## ***What's More***

A. Use the Venn diagram to list down similarities or differences between you and your friend. In the “Things I Like” circle, write special things that you like. In the “Things My Friend Likes” circle, write special things that your friend also like. In the “Things We Like” circle, write things that you and your friend both like. As a guide, some examples have already been written. Add more to the list under the correct circle based on what is really true to you and your friend.



B. Once the Venn Diagram is completed, use the information that you added to write sentences that show comparison or contrast between you and your friend. Don't forget to use the correct transitional words or phrases. Again some examples are provided below:

1. I like singing, but my friend likes dancing. (contrast)
2. I and my friend both like ice cream. (comparison)





## ***What I Have Learned***

Complete the following sentences to show your level of understanding about the lesson. Write your answer in your notebook.

A comparison is a process of (1) \_\_\_\_\_ while a contrast is a way of (2) \_\_\_\_\_. We compare and contrast (3) \_\_\_\_\_ or more different things. We also use (4) \_\_\_\_\_ when writing a comparison or contrast.

Read the paragraph inside the box then answer the questions that follow. Write your answers in your notebook.



## ***What I Can Do***

A. Read the paragraph and write what is asked below.

Dogs and cats are both great pets to have. Although cats are much more independent than dogs. Indoor dogs need to be walked, bathed, and taken outside frequently. Indoor cats usually stay inside. Dogs also tend to be louder than cats. They bark and are more vocal with their needs. Both cats and dogs need to be taken care of. They need to be given food and water daily. They also need to visit the vet to get their shots and make sure that they are healthy. Cats and dogs make wonderful companions.

1. Write one way that dogs and cats are similar.

---

---

---

2. Write one way that dogs and cats are different.

---

---

---

B. Think of two of your favorite movies. Write sentences that compare and contrast these two movies, describing what makes them different and also what makes them similar. Use the correct transitional words and phrases.



## **Assessment**

After completing the activity above, you are now ready to write a short paragraph comparing and contrasting the benefits of eating fast food vs. eating home-cooked meals in terms of cost, convenience, and health. Be guided by the graphic organizer below. Write your answers in your notebook.

(Introduce the two things being compared/contrasted)

(compare and contrast in terms of cost)

(compare and contrast in terms of convenience)

(compare and contrast in terms of health)

(conclusion about the two things)



## ***Additional Activities***

If you are to spend a vacation, would you rather go on a picnic or go for a swim? Explain your choice by writing a paragraph in your notebook showing comparison and contrast. A rubric is provided to evaluate your work.

---



---



---



---



---



---



---



---



---



---



---



---



---



---



---



---

Rubric:

CATEGORY	4	3	2	1
Purpose & Supporting Details	The paragraph compares and contrasts items clearly, and includes only information relevant to the point of comparison and contrast.	The paragraph compares and contrasts items clearly, but the supporting information is general.	The paragraph compares and contrasts items clearly, but the supporting information is incomplete.	The paragraph compares or contrasts, but does not include both. There is no supporting information or support is incomplete.

Organization and Structure	The paragraph breaks the information into whole-to-whole, similarities to differences or point by point structure. It follows a consistent order when discussing the comparison and contrast.	The paragraph breaks the information into whole-to-whole, similarities to differences or point by point structure but does not follow a consistent order when discussing the comparison and contrast.	The paragraph breaks the information into whole-to-whole, similarities to differences or point by point structure, but some information is in the wrong section. Some details are not in a logical or expected order.	Many details are not in a logical or expected order. There is little sense that the writing is organized.
Transitions	The paragraph moves smoothly from one idea to the next and uses comparison and contrast words to show relationships between ideas.	The paragraph moves from one idea to the next but there is a little variety of sentence structures and transitions.	Some transitions work well; but connections between other ideas are fuzzy.	The transitions between ideas are unclear or nonexistent.
Grammar & Spelling (Conventions)	Writer makes no errors in grammar or spelling that distract the reader from the content.	Writer makes 1-2 errors in grammar or spelling that distract the reader from the content.	Writer makes 3-4 errors in grammar or spelling that distract the reader from the content.	Writer makes more than 4 errors in grammar or spelling that distract the reader from the content.



# Answers Key

<p><b>Assessment</b></p> <p>Pupils responses may vary.</p> <p><b>Additional Activities</b></p> <p>Pupils responses may vary.</p>	<p><b>What I Can Do</b></p> <p>Pupils responses may vary.</p>	<p><b>What's New</b></p>
<p><b>What's More</b></p> <p>Pupils responses may vary.</p> <p><b>What I Have Learned</b></p> <ol style="list-style-type: none"> <li>1. showing similarities</li> <li>2. showing differences</li> <li>3. two</li> <li>4. transitional words or phrases</li> </ol>	<p><b>What's In</b></p> <ol style="list-style-type: none"> <li>1. contrast</li> <li>2. compare</li> <li>3. contrast</li> <li>4. compare</li> <li>5. compare</li> </ol>	<p><b>What I Know</b></p> <p>Comparison</p> <p>Like, again</p> <p>Similarly, equally</p> <p>Just as</p> <p><b>Contrast</b></p> <p>Different, unlike</p> <p>However, whereas</p> <p>although</p>

## ***References***

Castillo k., Angeles E., 2016, Joy in Learning English 5, (p.162, p.173)

MasterClass Staff. 2020. "How To Write A Compare And Contrast Essay". *Masterclass Articles*. <https://www.masterclass.com/articles/how-to-write-a-compare-and-contrast-essay>.

**For inquiries or feedback, please write or call:**

**Department of Education - Bureau of Learning Resources (DepEd-BLR)**

Ground Floor, Bonifacio Bldg., DepEd Complex

Meralco Avenue, Pasig City, Philippines 1600

**Telefax:** (632) 8634-1072; 8634-1054; 8631-4985

**Email Address:** [blr.lrqad@deped.gov.ph](mailto:blr.lrqad@deped.gov.ph) \* [blr.lrpd@deped.gov.ph](mailto:blr.lrpd@deped.gov.ph)