


# Arts

## Quarter 4 – Module 3: Elements and Principles of Arts in Philippine Festivals



**Arts – Grade 8**  
**Alternative Delivery Mode**  
**Quarter 4 – Module 3: Elements and Principles of Arts in Philippine Festivals**  
**First Edition, 2020**

**Republic Act 8293, section 176** states that: No copyright shall subsist in any work of the Government of the Philippines. However, prior approval of the government agency or office wherein the work is created shall be necessary for exploitation of such work for profit. Such agency or office may, among other things, impose as a condition the payment of royalties.

Borrowed materials (i.e., songs, stories, poems, pictures, photos, brand names, trademarks, etc.) included in this module are owned by their respective copyright holders. Every effort has been exerted to locate and seek permission to use these materials from their respective copyright owners. The publisher and authors do not represent nor claim ownership over them.

Published by the Department of Education  
Secretary: Leonor Magtolis Briones  
Undersecretary: Diosdado M. San Antonio

**Development Team of the Module**

**Writer:** Charess D. Rustia  
**Editors:** Paulita L. Vernal, Lenyces V. Libres, Charito B. Cabug-os  
**Reviewer:** Cecilia M. Saclolo  
**Illustrator:** Arnel B. Mission  
**Layout Artists:** Ivan Paul V. Damalerio, Marjorie P. Gabumpa  
**Management Team:** Francis Cesar B. Bringas, Isidro M. Biol, Jr., Maripaz F. Magno,  
Josephine Chonie M. Obseñares, Ma. Teresa M. Real,  
Dominico P. Larong, Jr., Gemma C. Pullos, Dulcisima A. Corvera

Printed in the Philippines by \_\_\_\_\_

**Department of Education – Caraga Region**

Office Address: J.P. Rosales Avenue, Butuan City, Philippines 8600  
Telefax: (085) 342-5969 / (085) 342-8207  
E-Mail Address: caraga@deped.gov.ph

# Arts

## Quarter 4 – Module 3: Elements and Principles of Arts in Philippine Festivals

# **Introductory Message**

This Self-Learning Module (SLM) is prepared so that you, our dear learners, can continue your studies and learn while at home. Activities, questions, directions, exercises, and discussions are carefully stated for you to understand each lesson.

Each SLM is composed of different parts. Each part shall guide you step-by-step as you discover and understand the lesson prepared for you.

Pre-tests are provided to measure your prior knowledge on lessons in each SLM. This will tell you if you need to proceed on completing this module or if you need to ask your facilitator or your teacher's assistance for better understanding of the lesson. At the end of each module, you need to answer the post-test to self-check your learning. Answer keys are provided for each activity and test. We trust that you will be honest in using these.

In addition to the material in the main text, Notes to the Teacher are also provided to our facilitators and parents for strategies and reminders on how they can best help you on your home-based learning.

Please use this module with care. Do not put unnecessary marks on any part of this SLM. Use a separate sheet of paper in answering the exercises and tests, and read the instructions carefully before performing each task.

If you have any questions in using this SLM or any difficulty in answering the tasks in this module, do not hesitate to consult your teacher or facilitator.

Good luck and happy learning!

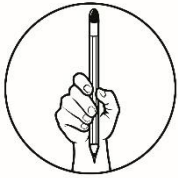


## ***What I Need to Know***

This module was designed and written for your benefit and convenience. It is here to help you to be more proficient in Arts. The scope of this module covers many different learning situations. The language used recognizes the diverse vocabulary level of students. The lessons are arranged following the standard sequence of the course. But the order in which you read them can be changed to correspond with the textbook you are now using.

After going through this module, you are expected to:

1. Discuss the elements and principles of arts as seen in Philippine festivals.  
**(A8PR-IVg-6)**



## ***What I Know***

**Directions:** Choose the letter of the correct answer. Write your answer on a separate sheet of paper.

1. Giant Lantern Festival involves the rhythmic principle of art. What statement proves this idea?
  - A. Giant lanterns have themes.
  - B. Giant lanterns are big and colorful.
  - C. Giant lanterns have dancing lights.
  - D. Giant lanterns are made of fiber glass.
2. Which is not a motive of the re-enactment of Passion of Christ during Moriones Festival?
  - A. To reflect the suffering of Christ.
  - B. To tell the story of Christ from his birth to his death.
  - C. To celebrate Holy Week and the acceptance of Christianity.
  - D. To understand the role played by the Roman Commander, Saint Longinus.
3. Why do giants' faces at the Higantes Festival look commanding?
  - A. To show power.
  - B. To scare the children.
  - C. To mock the landowners.
  - D. To mirror traditional men and women.

4. Ati-atihan dancers mirror the Aeta people who give honor and praise to the Child Jesus. What does this emphasize based on history?
  - A. Aetas are good dancers.
  - B. Aetas have a unique culture.
  - C. Aetas are the first believers of Santo Niño.
  - D. Aetas have accepted and embraced Christianity.
  
5. Giant lanterns are collaboratively made by the people to assure that it is competitive enough to win in the contest. In this statement, what does giant lantern symbolize?
  - A. Christmas Season
  - B. Unity of each barrio
  - C. Faithfulness and religiousness of the people
  - D. Love and care of the locals of San Fernando
  
6. Carrying the images of Santo Niño emphasizes the function of Sinulog Festival. What function best describes this tradition?
  - A. Accepting Christianity
  - B. Bringing positivity to the locals
  - C. Commemorating the birth of the saint
  - D. Thanking the saint for a bountiful harvest
  
7. How would you classify a festival as religious in form?
  - A. Festival is held to honor a particular patron saint.
  - B. Festival is held to commemorate historical events.
  - C. Festival is held to celebrate a bountiful harvest or a blessed circumstance.
  - D. Festival is held to showcase local indigenous peoples, their rites and rituals, their skills and products, and their traditions
  
8. Why is Bacolod city known as the ‘City of Smiles’?
  - A. Happiness is found only in Bacolod.
  - B. Masskara Festival is a joyful festivity.
  - C. The locals always smile and smiling masks represents the city.
  - D. The people or Bacolodnons will greet you even if you are alien to the locality.
  
9. What best describes the kiping as it functions during the Pahiyas Festival?
  - A. A food delicacy.
  - B. A colorful and tasty food.
  - C. A colorful decoration to houses.
  - D. A leaf-shaped wafer made of rice.

10. How does the Pahiyas Festival magically transform the small towns of Quezon province from ordinary to exquisite sight?
- A. Through colorful smiling masks
  - B. Through colorful decoration of houses
  - C. Through processions and street dances
  - D. Through floats with different floral designs and decorations
11. Justify the statement "There has been a transition of belief from paganism to Christianity".
- A. People adapt to Christianity.
  - B. People are atheist before but they believe in Christ now.
  - C. People started to believe in Christ and left idolatry behind.
  - D. People don't believe in Jesus Christ before but now they do.
12. Why do men whip their backs, carry wooden crosses and sometimes even do crucifixion during Moriones Festival?
- A. It is an atonement for their sins.
  - B. It is a reflection to the suffering of Christ.
  - C. To mirror what happened to Christ as the Bible says.
  - D. To prove that Christ is with them through the difficulties.
13. What might be expected if Panagbenga is celebrated not in the blooming season?
- A. Less people are coming.
  - B. Less flowers are to be seen.
  - C. The atmospheric temperature of Baguio would be colder.
  - D. The atmospheric temperature of Baguio would be hotter.
14. What motive is there in the scale and proportion art principle of paper-mache giants of Higantes Festival?
- A. It should be colorful to attract people and revelers.
  - B. It should be paper mache to easily paint attractive colors on the giant.
  - C. It should be in a form of landowners to mock them for their cruelty and selfishness.
  - D. It should be lightweight and big as it is operated by a single person who fits inside the giant
15. What detail supports the statement, "Ati-atihan is the Mother of All Philippine Festivals"?
- A. The festival is the biggest event of the year.
  - B. The festival is the baseline of all Philippine festivals.
  - C. The festival has daughter festivals celebrated in other localities.
  - D. The festival is celebrated every year in January, earlier than the rest of the festivals

## Lesson

# 1

## Elements and Principles of Art in Philippine Festivals

Asia is rich in festivals that showcase the culture and traditions of every country of the region. The Philippines is one of the Asian countries with a variety of celebrated festivals that either explains the existence of the locality, celebrates an event, or promotes local goods. It is done with colorful parades and dances to honor a patron saint. In the Philippines, it is also a way to commemorate historical events, to give thanks for a bountiful harvest or a blessed circumstance, or to showcase local indigenous peoples, their rites and rituals, their skills and products, and their traditions.



### *What's In*

Tracing back history, theatrical and festival arts are recognized to be archaic. These include religious rituals, imitation of nature and animals, martial arts and storytelling. Later, these arts evolved as stylized theatrical and festival conventions and behavior codes were added.

Today, theater and festival arts have gone with the trend. Even Philippine festivals have adapted not only Asian influences but also Western. This evolution was applied to the elements and principles of our festival arts to improve the quality of arts as it adapts new styles, expressions and techniques. Before we proceed this module, let's have a review on your previous topic by taking the next activity.

Column A	Column B
1. This is a theatrical art that is primarily performed by women but later performed by men dressed like a woman.	A. Kabuki B. Nang C. Taiko D. Loi Krathong E. Chinese New Year
2. This festival was originally held as a sacrificial ceremony that honors gods and ancestors at the beginning or the end of each year.	
3. This is Thailand's old way of storytelling using puppets.	
4. A festival that uses drums which are originally used as a warning signal.	
5. A festival that honors the Thai's goddess of water.	










## ***What's New***

Festivals are annually anticipated by the locals, devotees, and revelers. This is because they magically perceive the beauty of the festivity. But more than what they see, hear, smell, taste and touch, there is the feeling of excitement and contentment during the celebration.

### **Activity 1: Sense-O-Gram**

**Directions:** Complete the Sense-O-Gram below by writing down any words or phrases that activate your senses when you hear the word **FESTIVAL**. Write your answer in your notebook.



## **What is It**

In this module, you will learn to appreciate the Philippine festivals as it is celebrated in different places. You will also learn how the elements and principles of the Philippine festival arts contribute to exhibit Philippine culture. You might consider Ati-atihan, Sinulog, Dinagyang, Higantes, Kadayawan, Maskara, Moriones, Pahiyas, Panagbenga and Giant Lantern as Philippine festivals but nothing more. Now, it is your time to learn, appreciate and discuss the elements and principles of these Philippine festival arts.

### **Known Philippine Festivals**

#### **Ati-atihan of Aklan**



Ati-atihan Festival is a prestigious event held in Kalibo, Aklan in the island of Panay. This is celebrated every third Sunday of January to honor Santo Niño or the little Jesus. Ati-atihan got its name from the word 'Ati' which locally means 'Aeta', the first settlers of Panay Island. Ati-atihan is done by imitating the Aeta people.

Originally, Ati-atihan was labelled as a pagan celebration as it is just a commemoration of the barter system the Aetas had with the Borneans. Later on, Spanish missionaries introduced Christianity and that made Ati-atihan not just a cultural event but a religious festival as well. In every procession and parade, Santo Niño's image is the most important element of the festival as it symbolizes their transition to Christianity. Today, 'The Mother of All Philippine Festivals' recaptures the march of the early Aetas of Aklan in native attire while performing to the upbeat tune of traditional dances and music.

#### **Sinulog of Cebu**

As the 'Queen City of the South', Cebu is anticipated to prestigiously celebrate its annual Sinulog-Santo Niño Festival every 3<sup>rd</sup> Sunday of January. Cebu is the center of the Santo Niño Catholic celebrations in the Philippines and Sinulog the first of most popular festivals in the Philippines.

Sinulog Festival got its name from the local word 'sulog' which means 'like water current movement' as it describes the forward-backward choreography of the Sinulog dance. History says that the dance was originally to honor the natives'

animist idols. But in 1521, Magellan, a Spanish expeditor, introduced Christianity to the natives that made the transition of Sinulog from paganism to a ritual prayer dance that honors Santo Niño or the child Jesus.



Marking its difference from another popular festival, the Ati-atihan in Aklan, the Sinulog focuses not on the ritual itself but on the historical aspects as well. It dramatizes the coming of the Spaniards and the presentation of the Santo Niño to the Queen Juana of Cebu.

‘Sinulog Festival Queen’ is another event and theme of the festival that portrays Queen Juana holding the Santo Niño in her arms and using it to bless her people who were often afflicted with sickness believed to be caused by demons and other evil spirits. Today, Sinulog Festival is celebrated not only by the Filipinos but by the foreign revelers as well with street parties.

### **Dinagyang of Iloilo**



Dinagyang Festival of Iloilo City was dubbed as the ‘Queen of all Festivals’ in the Philippines for its world class feat. Along with the festivals held on January, like Ati-atihan of Aklan and the famous Sinulog of Cebu, Dinagyang is also a religious celebration that honors Santo Nino or the child Jesus. It is held after the two mentioned festivals or on the fourth Sunday of January.

The festival was actually patterned from the Ati-atihan of Aklan by which the feast of the acceptance of Christianity originated. The devotion began when the replica of the image of Santo Niño de Cebu was brought to Iloilo. The reception was done with a parade from the Iloilo airport down to the streets of the city.

The highlight of the festival showcases the talents of students from different schools of various towns and cities of Iloilo. But later on, the confinement of the provincial event ended as they start accepting entries from other provinces of the region that showcases the rich heritage of the Western Visayas. Today, Dinagyang exhibits the excellence of dance choreography and rejoices the conversions from paganism.

## Higantes of Angono

Higantes is a local festival annually celebrated every 23<sup>rd</sup> of November in Angono, Rizal. The word 'Higantes' is locally translated as 'Giants' in which the festival is famous for. It is known for its Parade of Papier-Mâché Giants that are mirroring men and women in various costumes with commanding looks on their faces and hands on their waists. The papier-mâché giants or caricatures are said to mock the hacienda owners to remind the locals of the time when Angono town was administered as a hacienda where only one festival was only allowed to be held annually.




The festival is also religiously celebrated to honor Saint Clement, the patron saint of Angono, Mariners and Fishermen, for the bountiful marine harvest. The local government will hold a fluvial procession (following a street procession) where the float, locally known as 'Bangka ni San Clemente' will take port at the end of the Angono River. Male devotees carry the image of the patron saint during the procession accompanied by 'pahadores' or devotees dressed in colourful local costumes, wooden shoes and carrying boat paddles.

## Kadayawan of Davao

Davao City is not only known for its durian industry but also for its annual Kadayawan Festival celebration. The festival's name was derived from the local word 'madayaw' which carries many meanings like good, valuable, superior or beautiful. Thus, Kadayawan Festival is labelled as a Thanksgiving event. The annual festivity was originally celebrated every third week of August but then announced extended and celebrated from 2<sup>nd</sup> to 31<sup>st</sup> day of August in 2019.

Today, Kadayawan Festival's theme is about celebrating the bountiful harvest of tropical fruits. It is also done to ask for the protection of Philippine eagles and waling-waling orchids that is known in the city. The revelers are anticipating the success of the festival highlight, the street dance competition or locally named as 'I-indak sa kadalanan'.





## Masskara of Bacolod

Masskara Festival (also known as The Festival of Smiles) got its name from a coined word 'mass', which means 'multitude of people', and the Spanish word 'cara', which means 'faces'. Together, the words mean 'a multitude of faces' and happened to be a pun of the Filipino word 'maskara' which means 'mask'. The festival is cheerfully celebrated every third weekend of October with images of colorful and smiling masks.



Amidst the plunging down of the sugar cane industry of the city in 1980s, the festival was established to lift up the Negrense (local settlers of Negros) out of the pervasive bloomy atmosphere. Thus, Masskara Festival is a celebration of positivity or optimism. Bacolod City upholds their title as the 'City of Smiles' of the Philippines.

## Moriones of Marinduque

During Holy Week, March or April, the island of Marinduque holds Moriones Festival as a Lenten rite. The Marinduqueños wear morion masks and apparels to replicate the biblical Roman soldiers as they play the story of the Passion of the Christ that entails the suffering of Jesus Christ before crucifixion. 'Moriones' refers to the masked and costumed penitents who march around the town for seven days searching for Saint Longinus, a commander of the centurions in the Roman army who was blind in one eye. Legend has it that Longinus' blind eye was fully restored after it was spurted forth by the blood of Christ and that made Longinus converted himself to Christianity.




One of the highlights of this festival is the Via Crucis. It is a re-enactment of the suffering of Christ on his way to the cavalry. In this event, men are whipping their backs, carrying wooden crosses and sometimes even do crucifixion as a form of atonement for their sins. The re-enactment reaches its climax when Longinus is caught and beheaded.

## **Pahiyas of Lucban, Quezon**

Pahiyas festival every 15<sup>th</sup> of May exhibits the magical transformation of the small towns of Quezon province from ordinary to exquisite sight. But the transformation requires a long time of preparation. This is to satisfy the revelers anticipation of the colorful decoration of houses made from different fruits, vegetables, and kipings which is one of the festival's highlights. Kiping is a local delicacy of Quezon, particularly in Lucban, which is a leaf-shaped wafer made of rice dyed in brilliant colors.

The pagan harvest festival later became a commemoration that honors San Isidro Labrador, the patron saint of farmers, peasants, and laborers. Today, Pahiyas festival, due to economic situation, is celebrated by means of competition. The best decorative and creative design of the Pahiyas will win. And after the competition, all the decorations will be given and thrown to the people.



## **Panagbenga of Baguio**


Baguio City is called the 'Summer Capital of the Philippines' where people spend their refreshing vacation. The city is one of the most visited tourist attractions in the Philippines not just because of its cool atmosphere but also due to its astonishing flower landscapes. Thus, the city annually celebrates Panagbenga (also known as the Flower Festival) which locally translates as 'a season of blossoming' to pay homage to the beautiful flowers that bloom in Baguio and to inspire the local people to "bloom" and move forward.



The whole month of February was set for the festival to boost tourism as it was considered as a time of inactivity between the busy days of Christmas season and the Holy Week. Images of colorful flowers are displayed through street dancing and float parades which are the most crown-generating events. The street dancing competition is also a way to help the younger generation to rediscover their culture's old traditions.

## Giant Lantern of San Fernando, Pampanga

The city of San Fernando, Pampanga has been marked as the most visited place during mid-December for its Giant Lantern Festival. This gained popularity to the people and they later on nicknamed the city as the 'Christmas Capital of the Philippines'. The giant lanterns were made by each barrio through cooperative effort. Thus, each lantern is a symbol of unity.



The first lanterns of the festivals were just made from bamboo, papel de hapon and other locally available materials and only 2 feet in diameter. Today, the festival lanterns have grown to around 20 feet and made from fiberglass and hand-made paper. These giant lanterns had been evolving with distinct features far from the traditional lanterns. Electricity operated lanterns were born and its dancing lights, which are following the beat of the music, added illusions to the bright colors and intricate designs of the lanterns.

## Visual Art Elements and Principles in Philippine Festivals

Philippine festivals are famous for its fancy visual arts exhibited through street dancing and parades. Each festival displays multiple bright colored banners and decorations, moving various things of different shapes, costumes, masks, and props that makes the celebration artistic and joyful. These elements and principles of arts are considered to come up with a remarkable festivity.

### Art Principles





Color	Color hue, intensity and value makes the costumes, mask and make up, props, accessories and decorations bright, chromatic, and lively.
Form	Flowers, trees, leaves, or other images are present in the props and decorations.
Line	Not just seen as a design pattern but in the festival performances as well. Formations like horizontal and vertical lines are mostly used.
Shape	Seen everywhere during festivals as this is the fundamental of form.
Space	Distance and volume are considered to create pleasing visuals on the festival performances.
Texture	Adds visual effects as it displays rough and shiny texture to the props, costumes, and other decorations.









## Art Principles

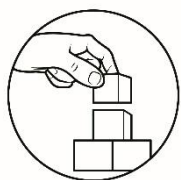
Balance	Aesthetically pleasing/equal integration of elements.
Contrast and Variety	Having or including many different elements to create comparison of one thing to another
Emphasis	Gives special importance and attention to intensify something (the social function of the festival maybe).
Harmony and Unity	The good combination of different elements to seem to belong together.
Movement	Considered to create pleasing visual effects.
Repetition and Rhythm	Visual rhythm is a repeated pattern as depicted in the elements of the festivals.
Scale and Proportion	Relates to sizes; relationship of one element to another (scale); relationship of elements to the festivity as a whole (proportion).

Visual arts brighten the festive atmosphere that also reflects to the moods and feelings of the locals and guest/revelers in such festivals. This is why many would consider this time as a time to expose the artistry of the Filipinos. Filipino artists should have good knowledge in the elements and principles of art to excel during festivals. Some of them are the designers and choreographers.

<b>Philippine Festivals</b>	<b>Visual Arts Design</b>
 <p>Ati-atihan</p>	<p><b>Costume and Props:</b> Crisscrossing of linear lines; repeated curve and streamlines; floral and geometric designs</p>
 <p>Sinulog</p>	<p><b>Costume and Props:</b> Crisscrossing of linear lines; repeated curve and streamlines; floral and geometric designs</p>
 <p>Dinagyang</p>	<p><b>Costume and props:</b> Line patterns, rickracks, scrolls, curvilinear motifs, animal / floral and geometric designs</p>
 <p>Higantes</p>	<p><b>Papier-Mâché Giants:</b> Crisscrossing of linear lines; repeated curve and streamlines</p>



Philippine Festivals	Visual Arts Design
 <p data-bbox="284 405 453 439">Kadayawan</p>	<p data-bbox="815 286 1125 320"><b>Costume and Props:</b></p> <p data-bbox="603 327 1342 398">Line patterns, rickracks, scrolls, curvilinear motifs, animal / floral and geometric designs</p>
 <p data-bbox="296 602 440 636">Masskara</p>	<p data-bbox="703 506 1241 539"><b>Masks, Floats, Costume and Props:</b></p> <p data-bbox="568 546 1374 580">Curvilinear motifs, grass / floral and geometric designs.</p>
 <p data-bbox="300 786 437 819">Moriones</p>	<p data-bbox="759 674 1185 707"><b>Masks, Costume and Props:</b></p> <p data-bbox="624 714 1321 786">Crisscrossing of linear lines; repeated curve and streamlines</p>
 <p data-bbox="309 983 427 1016">Pahiyas</p>	<p data-bbox="735 887 1209 920"><b>House and Street Decorations:</b></p> <p data-bbox="647 927 1297 960">Repeated loops and curves and floral designs</p>
 <p data-bbox="280 1193 456 1227">Panagbenga</p>	<p data-bbox="759 1070 1185 1104"><b>Floats, Costume and Props:</b></p> <p data-bbox="616 1111 1329 1182">Repeated loops and curves and floral designs and geometric designs</p>
 <p data-bbox="264 1406 472 1440">Giant Lantern</p>	<p data-bbox="847 1301 1098 1335"><b>Giant Lanterns:</b></p> <p data-bbox="560 1341 1385 1375">Curvilinear motifs, animal / floral and geometric designs</p>



## ***What's More***

Festivals are seen not just in big cities and regions of the Philippines. Small towns and barangays have their annual celebrated local festivals. Even with its unique distinction from other festivals, it is celebrated to show the culture and tradition of the locality.

## Activity 1: Our Festival (A Reflection)

**Directions:** Answer the following questions below. Write your answer on your notebook.

1. What festival do you have in your place or region?
2. What are the visual arts or visual elements you see during the festivity?
3. What are your suggestions to make the festival in your place more colorful and artistic?

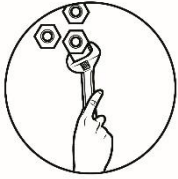


## *What I Have Learned*

**Direction:** Fill in the blanks. Write the correct term, word or phrase that completes the statements below. Write your answer in your notebook.

1. Philippines is rich in festivals that are locally developed and organized, and/or adapted from other festivals outside locality. Some of the festivals are held to honor a particular patron saint. These festivals are categorized as \_\_\_\_\_.
2. Festivals that are held to commemorate historical events, to celebrate a bountiful harvest or a blessed circumstance, or to showcase local indigenous peoples, their rites and rituals, their skills and products, and their traditions are categorized as \_\_\_\_\_.
3. Every Philippine Festival would showcase the \_\_\_\_\_ of many Filipinos in the field of design.
4. Ati-atihan, Sinulog and Dinagyang are festivals that both honor \_\_\_\_\_ and they are both celebrated during the month of \_\_\_\_\_.
5. Giants of Higantes Festival are \_\_\_\_\_ made. This is a material that is mixed with paper with water and glue and other substances to form an art.
6. Kadayawan Festival's theme is \_\_\_\_\_.
7. Lifting out the pervasive bloomy atmosphere of the Negrense (local settlers of Negros) is the objective of \_\_\_\_\_ Festival.
8. During Moriones Festival, \_\_\_\_\_ is re-enacted. This is the play about the suffering of Christ.
9. A commander of Roman Army named \_\_\_\_\_ experienced the miracle of Christ. Thus, he is honored during \_\_\_\_\_ Festival.
10. Pahiyas Festival of Lucban Quezon proudly presents their colourful house decorations known as \_\_\_\_\_, a local delicacy of the place that is made from rice starch.
11. Baguio's Panagbenga Festival is also known as \_\_\_\_\_ as it exhibits the beautiful flowers of the locality. Thus, flower is the most important element of the festival.

12. San Fernando was nicknamed 'Christmas Capital of the Philippines' because of its \_\_\_\_\_ Festival that features huge lanterns.
13. The art elements like \_\_\_\_\_, \_\_\_\_\_, \_\_\_\_\_, \_\_\_\_\_, \_\_\_\_\_ add lively visuals in Philippine Festivities.
14. Rhythm, movement, balance, emphasis, harmony, unity, variety, and proportion are \_\_\_\_\_ that must be considered to come up with a good visual effect of the elements.
15. Philippine Festival Arts are a way of promoting Filipino \_\_\_\_\_.



## ***What I Can Do***

Designing is the baseline of art works and products. In this process, elements and principles of arts are applied. It's time to apply what you have learned in our lesson.

### **Activity 1: I Am A Costume Designer**

Draw a design for the Festival Queen attire that you think would win for the Best in Costume category. Include in your drawing not just the costume but also the headdress and accessories. Consider locally available materials in making your own design. Indicate also what particular festival is your entry. Make sure to consider the art elements and principles in your design.

#### **Materials:**

- bond paper
- pencil
- colored pencils

#### **Rubric**

<b>Category</b>	<b>Excellent Presentation (10 points)</b>	<b>Sufficient Presentation (9 points)</b>	<b>Insufficient Presentation (8 points)</b>	<b>Unsatisfactory Presentation (7 points)</b>
<b>Design Details</b>	The design captures the "flavor" of the character.	The design somewhat captures the "flavor" of the character.	The design is based on the logical principles of design, but has little "flavor" of the character.	Details are missing from the design, or are inaccurate.

<b>Category</b>	<b>Excellent Presentation (10 points)</b>	<b>Sufficient Presentation (9 points)</b>	<b>Insufficient Presentation (8 points)</b>	<b>Unsatisfactory Presentation (7 points)</b>
<b>Color</b>	Color is well conceived and clearly complimented.	Color is well conceived but doesn't clearly complimented.	Coloring is slightly distracting to the audience or overwhelming.	Coloring is not well conceived.
<b>Shape/ Line</b>	The shape and line of the design works ideally for the character.	It provides shape and line for the character.	The shape and line have inconsistencies.	The shape requires changes before the design will work.
<b>Texture</b>	The texture of the design is an ideal choice for the character.	The texture of the design looks good.	The texture of the design needs some slight changes.	The texture of the design needs major changes.
<b>Creativity</b>	The drawings are unique and creative, and are well suited for the character.	The drawings have a personal touch, though they may be based on designs of others.	The drawings are exact tracings, but small details and/or color have been changed.	The drawings are copies of other pictures.
<b>TOTAL</b>	<b>30 points</b>			

**Process Questions:**

Write your answers on a separate sheet.

1. How do you find the activity?
2. What are the challenges you encountered in doing the activity?
3. What elements of art did you apply in this activity? Elaborate.
4. What principles of art did you apply in this activity? Elaborate.




## Assessment

**Directions:** Read and answer the following items below. Choose the letter of the best answer. Choose the letter of the correct answer. Write it in your notebook.

1. Ati-atihan dancers mirror the Aeta people who give honor and praise to the Child Jesus. What does this emphasize based on history?
  - A. Aetas are good dancers.
  - B. Aetas have a unique culture.
  - C. Aetas are the first believers of Santo Niño.
  - D. Aetas have accepted and embraced Christianity
2. Giant lanterns are collaboratively made by the people to assure that it is competitive enough to win in the contest. In this statement, what does giant lantern symbolize?
  - A. Christmas Season
  - B. Unity of each barrio
  - C. Faithfulness and religiousness of the period
  - D. Love and care of the locals of San Fernando
3. Carrying the images of Santo Niño emphasizes the function of Sinulog Festival. What function best describes this tradition?
  - A. Accepting Christianity
  - B. Bringing positivity to the locals
  - C. Commemorating the birth of the saint
  - D. Thanking the saint for a bountiful harvest
4. How would you classify a festival as religious in form?
  - A. Festival is held to honor a particular patron saint.
  - B. Festival is held to commemorate historical events.
  - C. Festival is held to celebrate a bountiful harvest or a blessed circumstance.
  - D. Festival is held to showcase local indigenous peoples, their rites and rituals, their skills and products, and their traditions.
5. Why is Bacolod city known as the 'City of Smiles'?
  - A. Happiness is only found in Bacolod.
  - B. Masskara Festival is a joyful festivity.
  - C. The locals always smile and smiling masks represent the city.
  - D. The people or the Bacolodnons will greet you even if you are alien to the locality.

6. What best describes the kiping as it functions during the Pahiyas Festival?
  - A. A food delicacy.
  - B. A colorful and tasty food.
  - C. A colorful decoration to houses
  - D. A leaf-shaped wafer made of rice.
  
7. Giant Lantern Festival involves the rhythmic principle of art. What statement proves this idea?
  - A. Giant lanterns have themes.
  - B. Giant lanterns are big and colorful.
  - C. Giant lanterns have dancing lights.
  - D. Giant lanterns are made of fiberglass
  
8. Which is not a motive of the re-enactment of Passion of Christ during Moriones Festival?
  - A. To reflect to the suffering of Christ.
  - B. To tell the story of Christ from his birth to his death.
  - C. To celebrate Holy Week and the acceptance of Christianity.
  - D. To understand the role played by the Roman Commander, Saint Longinus.
  
9. Why do giants' faces at the Higantes Festival look commanding?
  - A. To show power
  - B. To scare the children
  - C. To mock the landowners
  - D. To mirror traditional men and women
  
10. Why do men whip their backs, carry wooden crosses and sometimes even do crucifixion during Moriones Festival?
  - A. It is an atonement for their sins.
  - B. It is a reflection to the suffering of Christ.
  - C. To mirror what happened to Christ as the Bible says.
  - D. To prove that Christ is with them through the difficulties.
  
11. How does Pahiyas festival magically transform the small towns of Quezon province from ordinary to exquisite sight?
  - A. Through colorful smiling masks
  - B. Through colorful decoration of houses
  - C. Through processions and street dances
  - D. Through floats with different floral designs and decorations
  
12. Justify the statement "There has been a transition of belief from paganism to Christianity".
  - A. People adapt to Christianity.
  - B. People are atheist before but they believe in Christ now.
  - C. People started to believe in Christ and left idolatry behind.
  - D. People don't believe in Jesus Christ before but now they do.

13. What might be expected if Panagbenga is celebrated not in the blooming season?
- Less people are coming.
  - Less flowers are to be seen.
  - The atmospheric temperature of Baguio would be colder.
  - The atmospheric temperature of Baguio would be hotter.
14. What detail supports the statement, "Ati-atihan is The Mother of All Philippine Festivals"?
- The festival is the biggest event of the year.
  - The festival is the baseline of all Philippine festivals.
  - The festival has daughter festivals celebrated in other localities.
  - The festival is celebrated every year on January, earlier than the rest of the festivals.
15. What motive is there in the scale and proportion art principle of paper-mache giants of Higantes Festival?
- It should be colorful to attract people and revelers.
  - It should be paper mache to easily paint attractive colors on the giant.
  - It should be in a form of landowners to mock them for their cruelty and selfishness.
  - It should be lightweight and big as it is operated by a single person who fits inside the giant



## ***Additional Activities***

Papier Mâché Arts is widely used to create an artistic representation of something using paper, water, glue and other locally available materials. It is used in Masskara's mask, and Higantes' Giants. Time for you to make one.

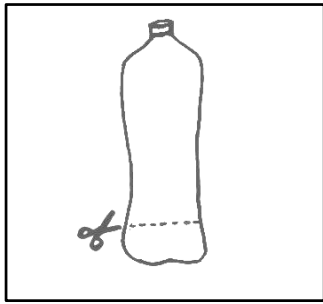
### **Activity 1: Papier Mache Dolls**

**Directions:** Enrich your knowledge on the elements and principles of art by applying your creativity in making a paper mache doll (doll version of the giants of Higantes Festival). Follow the simple instructions below.


#### **Materials:**

- plastic bottle (preferably 330 mL in size)
- newspapers and tissue/paper towel
- glue
- metal wire (about 2.5 inches)
- paint

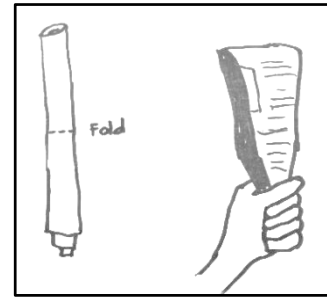
**Instructions:**



1. Cut straight (about 1 inch) the bottom part of the clean plastic bottle.



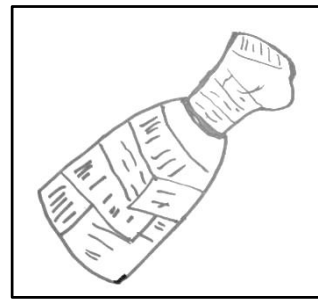
2. Roll a newspaper.




3. Fold the rolled newspaper in half (across) and squeeze the ends.



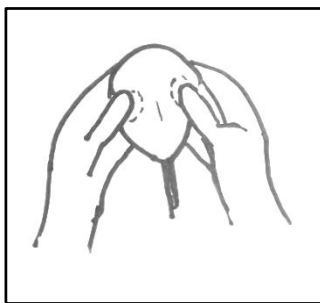
4. Insert the squeezed end of the newspaper and glue newspaper stripes to give volume to the chest and the upper body of the doll.




5. Cover the bottle with newspaper strips.



6. Get 2 short metal wires and cover it with paper. These will be the arms of the doll.



7. Using paper towel/tissue and newspaper, make the head of the doll. Squeeze the part of the eyes and elevate the center for the nose. Insert a pin as the neck and cover it with paper.



8. Put the parts together with stick glue. Now it's your turn to show your skills and creativity in painting your doll. Apply your knowledge on the elements and principles of art. Add hair and accessories.



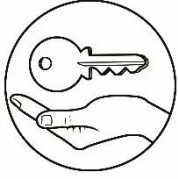
**Rubrics**

<b>Criteria</b>	<b>Excellent (10 points)</b>	<b>Good (9 points)</b>	<b>Basic Requirements (8 points)</b>	<b>Little or No Effort (7 points)</b>
<b>Composition/ Design/ Planning</b>	The artwork is planned with understanding of all concepts and instructions clearly demonstrated.	The artwork is planned with understanding of most concepts and instructions is demonstrated.	The artwork shows little evidence of understanding the concepts and instructions.	The artwork shows no understanding of the concepts and instructions.
<b>Craftsmanship/ Use of Materials</b>	The artwork shows outstanding craftsmanship.	The artwork shows good craftsmanship.	The artwork shows limited craftsmanship.	The artwork shows minimal or no craftsmanship
<b>Creativity/ Challenge</b>	The artwork demonstrates a challenging level of production and creativity.	The artwork demonstrates a satisfactory level of production and creativity.	The artwork demonstrates a basic level of attention to production, creativity.	The artwork demonstrates very little attention to production, creativity.
<b>Total</b>	<b>30 points</b>			

**Process Questions:**

Write your answers on a separate sheet.

1. How do you find the activity?
2. What are the challenges you encountered in doing the activity?
3. What elements of art did you apply in this activity? Elaborate.
4. What principles of art did you apply in this activity? Elaborate.



## Answer Key

<p><b>WHAT I KNOW</b></p> <p>1. C 2. B 3. C 4. D 5. B 6. A 7. A 8. C 9. C 10. B 11. C 12. A 13. B 14. D 15. B</p>	<p><b>WHAT'S IN</b></p> <p>1. A 2. E 3. B 4. C 5. D</p>	<p><b>WHAT'S NEW</b></p> <p><b>Activity 1</b></p> <p><b>Sight:</b> colorful costume, props, decorations, floats</p> <p><b>Hear:</b> drumbeats, noisy people, chants, yells</p> <p><b>Smell:</b> food scents, paints, sweaty smell</p> <p><b>Taste:</b> food and fruits</p> <p><b>Touch:</b> slimy, oily, rough, hard, soft</p>
---	---	--

<p><b>ASSESSMENT</b></p> <p>1. D 2. B 3. A 4. A 5. C 6. C 7. C 8. B 9. C 10. A 11. B 12. C 13. B 14. B 15. D</p>	<p><b>WHAT I HAVE LEARNED</b></p> <p>16. Religious 17. Non-religious 18. Artistry 19. Santo Nino; January 20. Paper mache 21. Celebrate bountiful harvest 22. Masskara 23. Passion of Christ 24. Longinus; Moriones 25. Kiping 26. Flower Festival 27. Giant lantern 28. Color, form, shape, space, lines, texture 29. Principles 30. culture</p>
--	---

# ***References***

## **A. Electronic Sources:**

Philippine Guide. "Philippines Festival Mania ". Last modified February 20, 2018 at 9:56 pm. Accessed on July 08, 2020.

<https://www.philippinesinsider.com/events-festivals-holidays/philippines-festival-mania/>

Da Silva, Sandy. "7 types of theater in the Philippines ". Last modified on Aug 24, 2019. Accessed on July 08, 2020.

<https://www.theaterfansmanila.com/7-types-of-theater-in-the-philippines>

Collier, Sabrina. "Must See Cultural Festival Asia" Last modified on 11:00AM Oct 24, 2018. Accessed on July 08, 2020.

<https://www.topuniversities.com/blog/must-see-cultural-festivals-asia>

Wikipedia.org "Sinulog" Last modified on 12 July 2020, at 10:59 (UTC). Accessed on July 08, 2020. <https://en.wikipedia.org/wiki/Sinulog>

**For inquiries or feedback, please write or call:**

Department of Education - Bureau of Learning Resources (DepEd-BLR)

Ground Floor, Bonifacio Bldg., DepEd Complex  
Meralco Avenue, Pasig City, Philippines 1600

Telefax: (632) 8634-1072; 8634-1054; 8631-4985

Email Address: [blr.lrqad@deped.gov.ph](mailto:blr.lrqad@deped.gov.ph) \* [blr.lrpd@deped.gov.ph](mailto:blr.lrpd@deped.gov.ph)