


Arts

Quarter 4 – Module 5: The Art Within an Art (Principles of Arts as Applied to Philippine Festivals)



Arts – Grade 7

Alternative Delivery Mode

Quarter 4 – Module 5: The Art Within an Art (Principles of Arts as Applied to Philippine Festivals)

First Edition, 2020

Republic Act 8293, section 176 states that: No copyright shall subsist in any work of the Government of the Philippines. However, prior approval of the government agency or office wherein the work is created shall be necessary for exploitation of such work for profit. Such agency or office may, among other things, impose as a condition the payment of royalties.

Borrowed materials (i.e., songs, stories, poems, pictures, photos, brand names, trademarks, etc.) included in this module are owned by their respective copyright holders. Every effort has been exerted to locate and seek permission to use these materials from their respective copyright owners. The publisher and authors do not represent nor claim ownership over them.

Published by the Department of Education

Secretary: Leonor Magtolis Briones

Undersecretary: Diosdado M. San Antonio

Development Team of the Module

Author:	Cherrie Rose L. Desaliza
Content Editor:	Emmanuel C. Alveyra
Language Editors:	Cherrie Rose L. Desaliza, Gladys F. Cantos
Reviewer:	Emmanuel C. Alveyra
Illustrator:	Reymark L. Miraples, Louie J. Cortez, Richard Amores, Pablo M. Nizal, Jr., Jan Christian D. Cabarrubias
Layout Artist:	Reymark L. Miraples, Magnolia M. Mabulo-Delos Santos
Management Team:	Benjamin D. Paragas Mariflor B. Musa Freddie Rey R. Ramirez Danilo C. Padilla Annabelle M. Marmol Florina L. Madrid Norman F. Magsino Dennis A. Bermoy Emmanuel C. Alveyra

Printed in the Philippines by _____

Department of Education – MIMAROPA REGION

Office Address : Meralco Avenue, Cor. St. Paul Road, Pasig City, Metro Manila

Telephone : (02)863 - 14070

E-mail Address : clmd.depedro4b@gmail.com

Arts

**Quarter 4 – Module 5:
The Art Within an Art
(Principles of Arts as Applied to
Philippine Festivals)**

Introductory Message

This Self-Learning Module (SLM) is prepared so that you, our dear learners, can continue your studies and learn while at home. Activities, questions, directions, exercises, and discussions are carefully stated for you to understand each lesson.

Each SLM is composed of different parts. Each part shall guide you step-by-step as you discover and understand the lesson prepared for you.

Pre-tests are provided to measure your prior knowledge on lessons in each SLM. This will tell you if you need to proceed on completing this module or if you need to ask your facilitator or your teacher's assistance for better understanding of the lesson. At the end of each module, you need to answer the post-test to self-check your learning. Answer keys are provided for each activity and test. We trust that you will be honest in using these.

In addition to the material in the main text, Notes to the Teacher are also provided to our facilitators and parents for strategies and reminders on how they can best help you on your home-based learning.

Please use this module with care. Do not put unnecessary marks on any part of this SLM. Use a separate sheet of paper in answering the exercises and tests. And read the instructions carefully before performing each task.

If you have any questions in using this SLM or any difficulty in answering the tasks in this module, do not hesitate to consult your teacher or facilitator.

Thank you.



What I Need to Know

Learning Competency

The learner identifies the principles of arts as seen in Philippine Festivals (A7EL-IVc-3)

Filipinos are naturally artistic. This perhaps is one reason why Filipino talents were once and have been renowned and featured around the globe. Singing, dancing, acting, directing, designing, producing, composing, collaborating, name it! Filipinos would prove how talent and creativity run and flow in our blood.

Talent, which may appear to be influenced by nature, can also be nurtured through proper training and practice. There will be people who will claim that talents are inherited or are captured within bloodlines as there will also be ones to prove how talents can be pruned using sufficient amount of know-how combined with training. A practical illustration is someone who innately can sing but eventually developed to sing better through understanding the right concepts about breathing, word enunciation, syllabication, chords, keys, and notes that are all vital in interpreting a song way better than doing it without the knowledge of the said principles.

The Philippine festivals have been a firmly established cultural event due to the grandiosity of its performance. Production designs were not just meant to complement the main performance, but they were used to create an atmosphere that would literally give the viewers a grasp of the local culture and scenes being portrayed in a performance space. They have been guarded by several principles and among them are the principles of art and design, along with the elements.

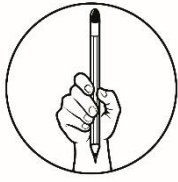
This module will not just take you to that experience but will also help you realize how the elements and principles of art can be best understood in the conduct of such celebrations and festivals.

If you had a good time learning in the previous module, this one will add to that pleasure. Let us investigate that as we go a little further.

Learning Objectives

In this module, you shall be able to:

- A. recognize the principles of arts present in representative Philippine festivals;
- B. determine distinct characteristics of representative festivals from Luzon, Visayas and Mindanao; and
- C. appreciate the significance of representative festivals in the preservation of respective Filipino cultures In Luzon, Visayas and Mindanao.



What I Know

Pre-test

Before you totally discover what is inside this learning module, challenge yourself as you apply what you know about the lesson which will be discussed in this module.

Direction: Read and answer the following questions carefully. Write the letter of your answer in your notebook.

1. Anjo's painting consists of vertical-diagonal line repetitive pattern throughout the whole canvas. What could be the principle of art used in this pattern that shows the visual beat of the artwork?
 - A. balance
 - B. rhythm
 - C. harmony
 - D. emphasis
2. Mr. and Mrs. Macalalad hired an interior designer to help them arrange their things including furniture inside their new house. To observe good visual weight on the wall decoration, the designer placed a big wallpaper on the white-painted wall, together with two other smaller wallpapers on **both sides** of the bigger one. What principle of art is best considered by the designer?
 - A. emphasis
 - B. rhythm.
 - C. unity
 - D. balance
3. What principle of art puts on the spotlight to an object, portion, or side of your piece that you want to be highlighted to your viewer?
 - A. harmony
 - B. balance
 - C. emphasis
 - D. rhythm
4. What principle of art breaks the monotony and dullness of an artwork and design using different elements?
 - A. variety
 - B. emphasis
 - C. rhythm
 - D. balance

5. You attended a family reunion in Angono, Rizal on the third week of November. On your way to the resort your family had reserved, you noticed on the streets giant *papier maches* of men and women in various costumes, with commanding faces and with hands firmly positioned against their waist, portraying very strong characters. What do you think were they preparing for?
- A. Kidyawan Festival
 - B. Higantes Festival
 - C. Sinulog Festival
 - D. Panagbenga Festival
6. One among the festivals celebrated in the Philippines carries a great history when our ancestors shifted from a belief called animism to Christianity. This historical shifting is a backstory featured in what festival?
- A. *Panagbenga* Festival
 - B. *Kidayawan* Festival
 - C. *Sinulog* Festival
 - D. *Higantes* Festival
7. The word *kadayawan* is derived from the Davao word, “*madayaw*” that simply translates to the following **except**:
- A. grand
 - B. good
 - C. valuable
 - D. superior
8. Using the Philippine map, you were asked by your teacher to locate where a certain festival is being celebrated by pinning its name on the map. You were assigned to pin *Sinulog* Festival. Where should your pin be placed?
- A. Batangas City
 - B. Cebu City
 - C. Baguio City
 - D. Davao City
9. Which of the following information is **NOT** true about *Sinulog* Festival?
- A. The festival emphasizes on a grand street parade with participants wearing brightly-colored costumes that blend with the images of the Sto. Niño they hold and display.
 - B. *Sinulog* is a festival commemorating the major shift of Filipinos to accepting Christianity replacing their traditional belief of animism.
 - C. *Sinulog* Festival costumes are common to all *sinulog* festival groups because the people of Cebu are precise about details and specific on designs.
 - D. Such elaborate costumes would usually be ramped while dancing to the music of drums, trumpets and native gongs put together.

10. To capture the viewers' attention in *Sinulog* Festival, the people of Cebu would incorporate designs with a balance. Which of the following designs is NOT being used in *Sinulog* Festival?
- A. bright and light colors
 - B. detailed and simple ornate designs
 - C. big and small accessories
 - D. local and national embroideries
11. The main reason for the celebration of *Kadayawan* Festival is thanksgiving. Which of the following trifocal aspects is NOT carried by the *Kadayawan* Festival?
- A. arts and entertainment
 - B. industrial
 - C. political
 - D. tribal
12. Your father is an OFW who wants to spend a mid-year vacation with you, and he wishes to experience watching festivals again firsthand. You have read a very good documentary article about *Kadayawan* Festival, which is a festival that offers thanksgiving for a bountiful harvest and you were impressed to suggest this to your father. Where would your family be possibly headed to?
- A. Cebu
 - B. Davao
 - C. Quezon
 - D. Leyte.
13. The specific feature of the *Higantes* Festival's iconic festival characters can be best associated to the period of Spanish colonialization when the Filipino people in their place were only allowed by the owners of the hacienda to celebrate one festival per year. What was the influencing motive of conducting such festival in the earlier times?
- A. They used this opportunity to mock hacienda owners by making such type of caricatures implying the manner hacienderos/as would be seen.
 - B. They used this celebration to appeal to the hacienda owners for more festivals and celebrations to be celebrated since they are part of our culture
 - C. They used this celebration to silently push through reforms and propaganda that would free the Filipinos from working without being properly compensated
 - D. They used this celebration to learn the culture of the Spanish including their manner of dressing, speech, and the like.
14. How does Filipinos nowadays celebrate *Higantes* Festival?
- A. One barangay would usually decorate their iconic figures with something that would best represent them.
 - B. One barangay would mock their barangay officials who are not well-performing but in a wholesome and entertaining way
 - C. One barangay would usually reflect the major influences of the Spanish in their culture
 - D. One barangay would usually join because not being able to participate is punishable by the law

15. Who is the patron saint being honored in the Sinulog Festival.

- A. Sto. Tomas
- B. Sto. Nino
- C. Sto. Ignacio
- D. Sta. Lucia

Lesson

1

Principles of Arts as Applied to Philippine Festivals



What's New

Definitely, you have done so well in the previous module which gave you sufficient discussions on the elements of arts as applied to Philippine theater and festivals. This module will introduce you to a similar type of assimilation and analysis but this time, with the principles of arts. Let us see first how well you have learned in the previous module through this activity:

Directions: Match the descriptions in column A with the element/s of art that it describe/s in column B. Write your answers in your activity notebook.

Column A

1. They involve energy which is about how the movement happens.
2. These are additional attractions which make events like festivals unusual and extraordinary.
3. They come from objects or voice that are vibrated and are sensed by our ears through our brain.
4. They usually include accessories, masks, headdresses and clothing worn by fiesta participants.
5. These are properties or props used and worn by festival people which contribute to the essence and theme of the celebration.

Column B

- a. spectacles
- b. costume
- c. gesture
- d. paraphernalia
- e. sounds

Thank you for hurdling for the right answers. Now, try to respond to the following questions. Use your activity notebook in accomplishing this task.

1. Were you able to answer them all correctly? In a range of 1 to 10 with 10 being the highest, how will you gauge your familiarity with these elements of art applied in Philippine festivals? If your answer is the highest score, what concepts are still clear to you and need more clarifications? Why?
2. How did the elements of art help you in appreciating our theater and festivals better than before?

While recollecting the most important learning you had in the previous discussions and expect more promising learning experiences in the rest of the following modules, you should remember how the elements of art will also play an essential part in this new learning chapter as they are always coupled with the principles of art.

You have learned that the elements of art are the building blocks that artists use to create an art. This time, you will appreciate how the principles of art could enhance a masterpiece's artistic value. The principles of art are the overall culmination of the elements of art.

WORK OUT TO FIGURE OUT

Keenly observe the picture below. Allot a few minutes to observe it and take note of the most interesting details that you think add up to the art it carries. After doing so, respond to the following questions given below.



Source: Hello Travel/ Imelda, "The Gigantes Festival: Agono, Rizal Philippines- The Mixed Culture", October 25, 2013, <https://themixedculture.com/2013/10/25/gigantes-festival-angono-rizal/>

Let's Ponder! This time, try to answer the following questions. Write your answers in your activity notebook.

1. Were you able to recognize the image? In what event do you think was it taken? Why do you say so?
2. Which object in the picture is being highlighted? Why do you think is it emphasized?

3. By looking at the totality of the image, how would you comment on the picture in terms of:
 - a. visual movement it portrays
 - b. overall distribution of objects and weight
 - c. combination of all the objects present

Thank you for answering the questions. Spending time to answer the things being asked will never be a waste of time as they will surely guide you to the points you need not to miss out.



What is It

Are you up to what's next? Read the following discussions and take note of the most important details you are about to come across with.

Principles of Art as Applied to Philippine Festivals

Both theater and festival are creative representations of the Filipino culture. In one way or another, they serve as an effective culmination of talents and skills meeting in the middle of their common denominators. Though they may appear complex and wide in range, a good performance of such primarily anchors itself to the basic principles of arts, along with the elements.

Principles of Art as Applied to Festivals

Here are the principles of art that you need to learn to help you see the beauty of Philippine festivals:

1. Rhythm and Movement

If in music we could easily recognize rhythm since it could just simply be heard, rhythm in arts (visual arts) is a principle that could be difficult for some to identify. In arts, rhythm is our independent take on how the visual beat of an artwork and repetition of the elements help in communicating the message to the one looking at it. Most patterns have rhythm but it does not necessarily mean that rhythm should always come in patterns. Through the repetition of elements, rhythm also creates visual movement in a work of art.

2. Balance

We all have our different perception of balance. In fact, our concept of it usually reflects on how we arrange things in a room, how we see a certain arrangement too heavy or too spacious and the like. Balance in arts can be generally identified as either symmetrical, asymmetrical, and radial.

- a. Symmetrical - a kind of balance that happens when equal weights are positioned on equal sides of a composition. It is sometimes called formal balance since it promotes formality, neatness and sometimes, elegance.

Asymmetrical - the direct opposite of symmetrical balance as it happens when unequal visual weights are positioned on each of the two sides of a composition. Usually, one side will bear heavier or more dominant elements than the other. However, asymmetrical balance does not promote imbalance. Asymmetrical balance also breaks the monotony of symmetrical balance.

- b. Radial - This kind of balance happens when elements radiate or cores out from a common center as that in the rays of a sun or sunlight. Since everything radiates from that common center, the tendency is for the center to be the strongest point of attraction.

A writer named Ashley Hurst defined **balance** as referring to the overall distribution of visual weight in a composition.

3. Emphasis

Emphasis is a vital principle of art since it puts on the spotlight to an object, portion, or side of your piece that you want to be highlighted by your viewer. It helps your viewer notice which part of your art is in the intention of being starred both literally and figuratively.

Emphasis is used by an artist to draw the viewer's attention to something. Some principles of art can also be used to achieve emphasis. For example, if an artist repetitively uses an element (repetition), he may mean drawing the viewer's attention to that element or pattern which is being repeated.

Likewise, creating emphasis can also be done through contrast of color value and texture. When these are used, an artist may mean drawing the viewers' attention to an object or detail in an artwork that uses high contrast of light and dark colors, hues and color schemes and rough and soft surfaces.

4. Unity and Harmony

Harmony in arts is achieved when there is a visually satisfying effect of combining similar or related elements. When this happens, it brings out unity in the art and design. Harmony and unity, along with the other principles of art make up for each beautiful masterpiece.

5. Variety

Variety breaks the monotony and dullness of an artwork and design using different elements. Variety is achieved when an element in a composition is being treated in different manners and ways. In addition, it will also be achieved when an artist uses different visual elements next to another. Through this, the work of art becomes interesting. For instance, curvy lines adjacent to straight lines portray variety.

Unity and harmony without a variety makes the work of art monotone or dull. However, excessive use of variety would make the work of art incoherent.

6. Proportion

Proportion deals with how the sizes of different parts of a piece of an art or design relate to each other. It strongly deals with an art work's height, width and depth and their relativeness to one another. Since relationship is created when two or more elements are combined in an artwork, one detail or object in it will have its relationship among the others with respect to color, size, ratio, degree, position or quantity.

Alright! Now be ready to open your eyes and discover first-hand the real art within an art through the following representative festivals from Luzon, Visayas and Mindanao.

LUZON

Higantes Festival



Primarily, this festival features a variety of *papier mache* giants referred to as *higantes*, thus, the name of the festival. It is celebrated every 22nd and 23rd of November in Angono, Rizal. *Higantes* are typically referring to any man or woman with a commanding face and various costumes while their hands are firmly positioned against their waist, harmonizing to portray very strong characters. This specific

feature of their festival characters can be best associated to the period of Spanish colonialization when the *Angonos* were only allowed by the owners of the hacienda to celebrate one festival per annum. They used this opportunity to mock these restricting hacienda owners by making such type of giant caricatures implying the manner they would usually communicate. This happened since Angono was a very ruled type of hacienda way back then.



Source: GMA Network, "Fiesta: Angono Rizal's Higantes- Region 4A- CALABARZON", <https://baraklangmalakas.wordpress.com/2020/08/08/fiesta-angono-rizals-higantes/>

The use of the principles of art in any festival may vary according to the theme a performance may want to achieve. In this particular festival, rhythm and movement can be best seen in patterns printed in the costumes of parading *papier mache* giants. Flags or *banderitas* also adhere patterns that seem to be repetitive. Having these giants as the central focus of attention promotes radial balance with the rest of the objects in the festival acting as visual complement to create a festive atmosphere. Thus, promoting harmony and unity. Of course, the emphasis remains on the main feature of this festival which are the *papier mache* giants. Though these giants have a general description, they come in variety of designs and creativity. Presently, *Angonos* would celebrate Higantes Festival with a parade of *papier mache* giants representing each *barangay*. One *barangay* would usually decorate their iconic giants with something that would best represent them. For instance, a *barangay* that is famous for fried ducks and *balut* would put an emphasis to a duck- shape heard of the *higantes*.

This time, you will be immersed to an incredible authentic experience of this fantastic parade of giant caricatures through tuning in to the following links:

https://youtube.com/watch?v=r-M4WQPz_ZQ&feature=share

To better analyze this representative festival from Luzon, try to answer the following questions in your activity notebook.

1. What are the principles of art present in the festival? On which part or aspect of the festival can you find them?
2. Which of the principles of art is/are not present in the festival? How did you say so?
3. Without the principles of art present, will the festival celebration be the same? How did these principles of art present in the festival helped in demonstrating the creativity and uniqueness of the celebration? Explain briefly.

VISAYAS

Sinulog Festival



Sinulog is a festival commemorating the major shift of Filipinos to accepting Christianity replacing their traditional belief of animatism. *Sulog* means river current and is intended to mirror the river's push and pull current.



Source: Aileen Adalid, "The Colorful & Grand Sinulog Festival of Cebu, Philippines", Copyright © 2021, <https://iamaileen.com/sinulog-festival-cebu-philippines/>

Sinulog Festival is one among the many Philippine Festivals where the principles of art can be easily recognized because *Sinulog* features a great deal of varying designs from its costumes down to its props, not to mention the choreography and music that help bring out the best in the experience of it. The festival emphasizes on a grand street parade with participants wearing brightly-colored costumes that blend with the images of Sto. Niño they hold and display. Such costumes may not be common to all *sinulog* festival groups as many would rather choose variety over what is common. Sometimes, they would incorporate designs with a balance of bright and light colors, detailed and simple ornate designs, big and small accessories all creating an intense visual harmony that capture the viewer's attention. Such elaborate costumes would usually be ramped while dancing to the music of drums, trumpets and native gongs put together.

It would give you better feels of what *Sinulog* Festival really looks like through the help of these videos in the following links. The first link is a vlog that will help you take a closer look on the intricate details of the festival as the street parade and some other contextualized situations during the festival kick off while the second one is a choreographed performance of the festival where you may best observe the creative usage of the principles of art in the props, backdrops, artistic innovations and visual dynamics and the like:

<https://www.youtube.com/watch?v=9DuKUvCCKiQ&feature=share>

<https://www.youtube.com/watch?v=ldnC81b99Sc&feature=share>

To better analyze this representative festival from Visayas, try to answer the following questions in your activity notebook.

1. What are the principles of art present in the festival? On which part or aspect of the festival can you find them?
2. Which of the principles of art is/are not present in the festival? How did you say so?
3. Without the principles of art present, will the festival celebration be the same?
4. How did these principles of art present in the festival helped in demonstrating the creativity and uniqueness of the celebration? Explain briefly.

MINDANAO

Kadayawan Festival (Ritual)



The Kadayawan is celebrated in Davao City. It is a festival that offers thanksgiving for a bountiful harvest and acknowledges the gifts of nature, wealth and culture. The word *kadayawan* is derived from the Davaoeno word, “*madayaw*” that simply translates to good, valuable and superior.

On August of every year, Davao sets fire to prepare for the conduct of *Kadayawan* Festival that highlights the people’s gratefulness for great and abundant harvests.

The festival is mainly celebrated using various farming implements, fruits, flowers, vegetables, rice and other grains as tributes to the gods. As the people of Davao believe that divine deities protect them from unrighteousness and misfortune, singing and dancing offerings are enveloped in their celebration of this festival.

Though the main reason of celebration is thanksgiving, the festival also carries trifocal aspects namely tribal, industrial and arts and entertainment. Thus, aside from the festive celebration per se, there are also other activities like the display of a wide variety of fruits, vegetables and other harvests along the streets, native and power boat races in harbors, and tribal animal show.



Source: Henrylito D. Tacio, “The vibrant beauty of Davao’s Kadayawan’s Festival”, August 18, 2016, <https://www.rappler.com/life-and-style/travel/kadayawan-mindanao-festival>

The principles of art can be vividly seen in the costumes paraded by the performers of Kadayawan Festival. Costumes are designed with patterns that are most of the time contributory in creating a visual groove and appeal even without the performers executing a choreography yet. Varying lines, colors, shapes and strokes present in the costume altogether culminate to promote rhythm and movement.

A balance of light and dark colors help in achieving visual balance to costumes that are commonly used in Kadayawan, not to mention the symmetry that when you put an imaginary vertical line in a particular costume design, you will see an almost equal distribution of weight of its design details. As decorated floats, tribal dances, unified costumes and jewelries walk pass in harmony through a grand parade, the emphasis remains on the details pertaining to good harvest as fruits, local products and the like. Most of the time, they are accented to the costumes as head dresses or hand props.

Now through the help of these videos in the following links, we will try to observe how the principles of art were actually used in *Kadayawan* Festival. The first link is a short compilation of festival details as the street dancing and parade while the second one is an actual festival performance where you may also observe the creative usage of the principles of art in the props, backdrops, artistic innovations and visual dynamics and the like:

<https://www.youtube.com/watch?v=Cf6WHZAqh5w&feature=share>
<https://www.youtube.com/watch?v=4CafW2dMmnk&feature=share>

To better analyze this representative festival from Mindanao, try to answer the following questions in your activity notebook.

1. What are the principles of art present in the festival? On which part or aspect of the festival can you find them?
2. Which of the principles of art is/are not present in the festival? How did you say so?
3. Without the principles of art present, will the festival celebration be the same?

How did these principles of art present in the festival helped in demonstrating the creativity and uniqueness of the celebration? Explain briefly.

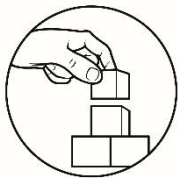
Festivals might seem quite generic for some because they would appear to showcase a common level of festivity and celebration but true enough that one festival is unique from any other. The distinction between and among festivals is best supported by either the presence or combination of the elements of art and principles of design.

Let's ponder on these questions. Kindly copy and answer these in your activity notebook.

1. Which among the principles of art and design are commonly present in the representative Philippine festivals? How were they generally applied?
2. After reading the ideas and concepts of each representative Philippine festival, how would you differentiate one from another using their distinct characteristics? Please use the following matrix and afterwards, explain your answer precisely.

Festivals	Distinct Characteristics
Higantes Festival	
Sinulog Festival	
Kadayawan Festival	

3. Understanding that the representative Philippine festivals above have distinct characteristics, can you name some of the ways that they are the same? Name at least three common denominators for these festivals



What's More

Knowledge bank check! Fill out the learning chart below with the appropriate information based on what you have just discovered from your learning experience.

Distinct Characteristics of Representative Philippine Festivals	Principles of Art as applied in the Festivals			
	Rhythm	Balance	Emphasis	Harmony, Unity, Variety
1. <i>Higantes</i> Festival				
2. <i>Sinulog</i> Festival				
3. <i>Kadayawan</i> Festival				

Alright! Now let us try to further deal with your work. Kindly answer the following questions and write them in your activity notebook.

1. Before coming across this lesson, which among the festivals discussed above were you already familiar with or that which you already had an experience watching? Would you agree or not that the principles of art can be observed in them? Why or why not?
2. Does watching/ witnessing these festivals give you pride and identity as a Filipino? Why or why not?
3. Since festivals are like tattoos that cannot be taken away from our culture, in what way do you see them as important in the preservation of our rich culture and tradition?
4. Say you have a classmate who mocks people who are dancing and participating in festivals and sees festivals as something unusual to remain renowned in this millennium, how would you help him/her appreciate the value of festivals being celebrated including the people that are part of it?

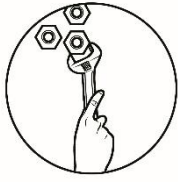


What I Have Learned

Directions: Write your thoughts and feelings about your discoveries in this lesson. How do you think this lesson will help you as a learner of art?

My Reflections

A large, rounded rectangular box with a scroll-like top and bottom edge, containing horizontal lines for writing reflections.



What I Can Do

Feast Bump!

There are about hundreds of festivals celebrated in the Philippines the whole year round. I know how eager you are to experience Philippine festivals firsthand other than those which might be regularly celebrated within your locality. Since you may not be able to personally witness them right away, here is an activity that has been prepared for you to help you better understand and appreciate them. Take a photo of your artwork using a cellphone or any similar device and submit it to your facilitator through messenger or other online media platforms.

Mechanics:

1. *Fist bump!* Normally you would use this as a welcoming gesture to somebody you have just met. In this task, you will be exploring three (3) different festivals that were not yet discussed in this lesson. One must be from Luzon, one from Visayas and the other one from Mindanao.
2. *Feast bump!* Your task is to identify the applied principles of art present in each festival. For you to be guided, a prescribed template has been attached to this activity for your reference. You may copy and accomplish the template in a separate sheet of paper.
3. You may always ask assistance from your parents, teachers or anyone who is knowledgeable for you accomplish this task. Learning is always fun when it is shared with others. You will also need to answer some follow up questions after the finishing the template.
4. As you go on with this analysis, you may be needing reliable sources which may come in the form of interviews, watched videos, documentaries, books, and the like. Please make sure to indicate sources whenever appropriate in your analysis, please use the prescribed template:

Representative Philippine Festival	Distinct Characteristics/ Features	Reason for Celebration (please indicate the specific locality where it is celebrated)	How the Principles of Art were used in terms of :		
			Costume	Props	Staging/ Performance Practices
A. Luzon					
B. Visayas					
C. Mindanao					

Now, in your activity notebook, answer the following questions.

1. The next time you see festivals, could you now easily identify the principles of art present? How do you say so?
2. How do you see festivals as an integral part in the preservation of our rich culture and tradition?
3. As a 21st century learner, how will you take part in the Philippine cultural preservation and prevent it from possible extinction or distortion due to different trends, fads and crazes from other countries that influence majority of Filipinos?



Assessment

Pre-test

Before you totally discover what is inside this learning module, challenge yourself as you apply what you know about the lesson which will be discussed in this module.

Direction: Read and answer the following questions carefully. Write the letter of your answer in your notebook.

1. Anjo's painting consists of vertical-diagonal line repetitive pattern throughout the whole canvas. What could be the principle of art used in this pattern that shows the visual beat of the artwork?
 - A. balance
 - B. rhythm
 - C. harmony
 - D. emphasis
2. Mr. and Mrs. Macalalad hired an interior designer to help them arrange their things including furniture inside their new house. To observe good visual weight on the wall decoration, the designer placed a big wallpaper on the white-painted wall, together with two other smaller wallpapers on **both sides** of the bigger one. What principle of art is best considered by the designer?
 - A. emphasis
 - B. rhythm.
 - C. unity
 - D. balance

3. What principle of art puts on the spotlight to an object, portion, or side of your piece that you want to be highlighted to your viewer?
 - A. harmony
 - B. balance
 - C. emphasis
 - D. rhythm

4. What principle of art breaks the monotony and dullness of an artwork and design using different elements?
 - A. variety
 - B. emphasis
 - C. rhythm
 - D. balance

5. You attended a family reunion in Angono, Rizal on the third week of November. On your way to the resort your family had reserved, you noticed on the streets giant *papier maches* of men and women in various costumes, with commanding faces and with hands firmly positioned against their waist, portraying very strong characters. What do you think were they preparing for?
 - A. Kidyawan Festival
 - B. Higantes Festival
 - C. Sinulog Festival
 - D. Panagbenga Festival

6. One among the festivals celebrated in the Philippines carries a great history when our ancestors shifted from a belief called animism to Christianity. This historical shifting is a backstory featured in what festival?
 - A. *Panagbenga* Festival
 - B. *Kidayawan* Festival
 - C. *Sinulog* Festival
 - D. *Higantes* Festival

7. The word *kadayawan* is derived from the Davaoeno word, “madayaw” that simply translates to the following **except**:
 - A. grand
 - B. good
 - C. valuable
 - D. superior

8. Using the Philippine map, you were asked by your teacher to locate where a certain festival is being celebrated by pinning its name on the map. You were assigned to pin *Sinulog* Festival. Where should your pin be placed?
 - A. Batangas City
 - B. Cebu City
 - C. Baguio City
 - D. Davao City

9. Which of the following information is **NOT** true about *Sinulog* Festival?
- The festival emphasizes on a grand street parade with participants wearing brightly-colored costumes that blend with the images of the Sto. Niño they hold and display.
 - Sinulog* is a festival commemorating the major shift of Filipinos to accepting Christianity replacing their traditional belief of animism.
 - Sinulog* Festival costumes are common to all *sinulog* festival groups because the people of Cebu are precise about details and specific on designs.
 - Such elaborate costumes would usually be ramped while dancing to the music of drums, trumpets and native gongs put together.
10. To capture the viewers' attention in *Sinulog* Festival, the people of Cebu would incorporate designs with a balance. Which of the following designs is NOT being used in *Sinulog* Festival?
- bright and light colors
 - detailed and simple ornate designs
 - big and small accessories
 - local and national embroideries
11. The main reason for the celebration of *Kadayawan* Festival is thanksgiving. Which of the following trifocal aspects is NOT carried by the *Kadayawan* Festival?
- arts and entertainment
 - industrial
 - political
 - tribal
12. Your father is an OFW who wants to spend a mid-year vacation with you, and he wishes to experience watching festivals again firsthand. You have read a very good documentary article about *Kadayawan* Festival, which is a festival that offers thanksgiving for a bountiful harvest and you were impressed to suggest this to your father. Where would your family be possibly headed to?
- Cebu
 - Davao
 - Quezon
 - Leyte.
13. The specific feature of the *Higantes* Festival's iconic festival characters can be best associated to the period of Spanish colonialization when the Filipino people in their place were only allowed by the owners of the hacienda to celebrate one festival per year. What was the influencing motive of conducting such festival in the earlier times?
- They used this opportunity to mock hacienda owners by making such type of caricatures implying the manner hacenderos/as would be seen.
 - They used this celebration to appeal to the hacienda owners for more festivals and celebrations to be celebrated since they are part of our culture

- C. They used this celebration to silently push through reforms and propaganda that would free the Filipinos from working without being properly compensated
- D. They used this celebration to learn the culture of the Spanish including their manner of dressing, speech, and the like.

14. How does Filipinos nowadays celebrate *Higantes* Festival?

- A. One barangay would usually decorate their iconic figures with something that would best represent them.
- B. One barangay would mock their barangay officials who are not well-performing but in a wholesome and entertaining way
- C. One barangay would usually reflect the major influences of the Spanish in their culture
- D. One barangay would usually join because not being able to participate is punishable by the law

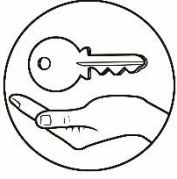
15. Who is the patron saint being honored in the Sinulog Festival.

- A. Sto. Tomas
- B. Sto. Nino
- C. Sto. Ignacio
- D. Sta. Lucia



Additional Activities

What is your best take away in this learning journey?



Answer Key

***What I Know/
Assessment***

- 1. B
- 2. D
- 3. C
- 4. A
- 5. B
- 6. C
- 7. A
- 8. B
- 9. C
- 10. D
- 11. C
- 12. B
- 13. A
- 14. A
- 15. B

References

Lourdes R. Siobal, Ma. Honeylet A. Capulong, Ledda G. Rosenberger, Jeff Foreene M. Santos, Jenny C. Mendoza, Cherry Joy P. Samoy, Rabonni C. Roxas, and Johanna Samantha T. Aldeguer- Roxas. Music and Arts- Grade 7 Learning Material First Edition. Department of Education, 2017.

Living, Simple. Simple Living. 2018. <https://youtu.be/4Vig2wEIEFo> (accessed May 22, 2020).

For inquiries or feedback, please write or call:

Department of Education - Bureau of Learning Resources (DepEd-BLR)

Ground Floor, Bonifacio Bldg., DepEd Complex
Meralco Avenue, Pasig City, Philippines 1600

Telefax: (632) 8634-1072; 8634-1054; 8631-4985

Email Address: blr.lrqad@deped.gov.ph * blr.lrpd@deped.gov.ph