


# Arts

## Quarter 4 – Module 4: Festivals and Theatrical Forms “Sumayaw, Sumunod sa Galaw at Tugtog” (Elements of Arts Applied to Philippine Theater and Festivals)



**Arts – Grade 7**

**Alternative Delivery Mode**

**Quarter 4 – Module 4: Festivals and Theatrical Forms “Sumayaw, Sumunod sa Galaw at Tugtog” (Elements of Arts Applied to Philippine Theater and Festivals)**

**First Edition, 2020**

**Republic Act 8293, section 176** states that: No copyright shall subsist in any work of the Government of the Philippines. However, prior approval of the government agency or office wherein the work is created shall be necessary for exploitation of such work for profit. Such agency or office may, among other things, impose as a condition the payment of royalties.

Borrowed materials (i.e., songs, stories, poems, pictures, photos, brand names, trademarks, etc.) included in this module are owned by their respective copyright holders. Every effort has been exerted to locate and seek permission to use these materials from their respective copyright owners. The publisher and authors do not represent nor claim ownership over them.

Published by the Department of Education

Secretary: Leonor Magtolis Briones

Undersecretary: Diosdado M. San Antonio

**Development Team of the Module**

<b>Author:</b>	Gladys F. Cantos
<b>Content Editor:</b>	Emmanuel C. Alveyra
<b>Language Editors:</b>	Cherrie Rose L. Desaliza, Gladys F. Cantos, Kim Gaylen Q. Ulep, Juriza G. Jareño
<b>Reviewer:</b>	Emmanuel C. Alveyra
<b>Illustrator:</b>	Reymark L. Miraples, Louie J. Cortez, Richard Amores, Pablo M. Nizal, Jr., Jan Christian D. Cabarrubias
<b>Layout Artist:</b>	Nelson D. Ong Jr., Magnolia M. Mabulo-Delos Santos
<b>Management Team:</b>	Benjamin D. Paragas Mariflor B. Musa Freddie Rey R. Ramirez Danilo C. Padilla Annabelle M. Marmol Florina L. Madrid Norman F. Magsino Dennis A. Bermoy Emmanuel C. Alveyra

Printed in the Philippines by \_\_\_\_\_

**Department of Education – MIMAROPA REGION**

Office Address : Meralco Avenue, Cor. St. Paul Road, Pasig City, Metro Manila

Telephone : (02)863 - 14070

E-mail Address : clmd.depedro4b@gmail.com

# Arts

**Quarter 4 – Module 4:  
Festivals and Theatrical Forms  
“Sumayaw, Sumunod sa Galaw at Tugtog”  
(Elements of Arts Applied to Philippine  
Theater and Festivals)**

# **Introductory Message**

This Self-Learning Module (SLM) is prepared so that you, our dear learners, can continue your studies and learn while at home. Activities, questions, directions, exercises, and discussions are carefully stated for you to understand each lesson.

Each SLM is composed of different parts. Each part shall guide you step-by-step as you discover and understand the lesson prepared for you.

Pre-tests are provided to measure your prior knowledge on lessons in each SLM. This will tell you if you need to proceed on completing this module or if you need to ask your facilitator or your teacher's assistance for better understanding of the lesson. At the end of each module, you need to answer the post-test to self-check your learning. Answer keys are provided for each activity and test. We trust that you will be honest in using these.

In addition to the material in the main text, Notes to the Teacher are also provided to our facilitators and parents for strategies and reminders on how they can best help you on your home-based learning.

Please use this module with care. Do not put unnecessary marks on any part of this SLM. Use a separate sheet of paper in answering the exercises and tests. And read the instructions carefully before performing each task.

If you have any questions in using this SLM or any difficulty in answering the tasks in this module, do not hesitate to consult your teacher or facilitator.

Thank you.



## ***What I Need to Know***

### **Learning Competency**

At the end of the module, the learner is expected to identify the elements and principles of arts as seen in Philippine Festivals. (A7EL-IVc-3)



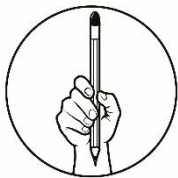
Have you ever experienced participating in a dance festival in your school? How about acting on stage in front of your teachers and fellow students? If not, well for sure you have witnessed some performances that are similar to festivals and theatre acts. It is a good thing that you have known the historical background of some of our oldest festivals in different towns and how they have evolved over the time. We tend to appreciate a certain culture more once we get to know its origins and how people from the past participated in these kinds of celebrations and transformed them according to their beliefs and lifestyle.

Our previous discussion made us discover how theatrical forms and festivals came to the Philippines. We found out that Spaniards had a great influence to these forms of arts due to their long period of colonization. From the patrons of religious festivals to the scenes and themes of theatre acts, there is no denying that our elders, way back then, embraced some of those that were brought to our country like Christianity which is reflected in many festivals and theatrical forms. Now that you know the origins of Sarswela, Moro-Moro and Senakulo, as well as Ati-atihan, Moriones and Kadayawan, we will take you to a deeper understanding of these art forms as we identify and analyze the elements of arts as applied to Philippine festivals and theatrical forms. Be amazed as to how they incorporate their sound and music, costumes, make-up, masks, accessories and props to their majestic celebrations of thanksgiving and life.

### **Learning Objectives**

After going through this module, you are expected to

1. identify the elements of arts as applied to Philippine festivals and analyze how each element varies from one culture to another,
2. create simple props/costumes of selected festival utilizing some of the elements discussed, and
3. appreciate the artistry of Filipinos through determining the proper use of elements found in Philippine festivals.



### ***What I Know***

#### **Multiple Choice**

**Directions:** Read the questions carefully then answer by writing the letter of the correct answer. Do this in your activity notebook.

1. When the background music of a festival increases, it gradually becomes louder and gives higher energy to the performers. What property of music is depicted here?  
A. Duration    B. Dynamics    C. Pitch    D. Timbre
2. Sandra is a blogger who would like to do a documentation of the Kaamulan Festival. Which part should she focus on if she would like to highlight the beliefs of the Bukidnon people?  
A. The traditional embroidery called “panubok”  
B. Vibrant costumes worn by ethnic and non-ethnic dancers  
C. Rituals of sin atonement, worshipping and thanks giving  
D. Ethnic sounds coming from traditional musical instruments

3. These are additional attractions of festivals such as fireworks, lights, mascot and floats that mostly catch the attention of the viewers.  
A. Costume            B. Paraphernalia    C. Props            D. Spectacles
4. Which of the following is not a characteristic of MassKara Festival?  
A. Tribal dances showing ceremonies or rites  
B. Smiling masks with headdresses adorned with colored feather  
C. Masskaraland party with exciting throwing of colored powders  
D. Energetic musical background with remix of Latin beat and Philippine jazz
5. The native Cordilleran attire, such as tapis and bahag are usually stripes. Which of the following basic elements of art is used in this description?  
A. Color                    B. Line                    C. Texture                    D. Shape
6. What do you call the properties or props used and worn by people that contribute to the essence and theme of festivals?  
A. Spectacles                    C. Gesture and movement  
B. Sound and Music                    D. Costume and Paraphernalia
7. Which of the following properties of music can be described as dark, bright, brilliant rich and mellow?  
A. Duration                    B. Dynamics                    C. Pitch                    D. Timbre
8. Panubok is a traditional embroidery of Bukidnon dominating the color of red combined with white, black and yellow. What element of art is used in this description?  
A. Texture                    B. Color                    C. Line                    D. Size
9. What is described as free flowing or easily stopped, gentle or powerful, loose or tight and light or heavy?  
A. Sound                    B. Attire                    C. Gesture                    D. Props
10. When a music lasted for three minutes, it is considered short for a performance in a festival. What property is discussed here?  
A. Duration                    B. Dynamics                    C. Pitch                    D. Timbre
11. A tourist has found out that Panagbenga festival is one of the most awaited festivals in the country after reading from a brochure about the spectacles of this festival. Which of the following did he likely read from the brochure?  
A. They dance a circular movement which adds excitement to everyone.  
B. Panagbenga dancers adorn themselves with beads and headdresses.  
C. Gigantic floats with hundreds of varieties of flowers highlight the festivals.  
D. Women participants wear wrap-around skirts and bahag for male participants



12. What festival is celebrated in order to gather all the ethnic groups in Mindanao?  
A. Kaamulan      B. Kadayawan      C. Masskara      D. Panagbenga
13. Masskara land is one of the spectacles of the Masskara festival. What particular action do the spectators witness in this part of the festival?  
A. Street dancing and jamming  
B. Wearing of big vibrant masks  
C. Energetic dance of the dancers  
D. Spreading of powders of different colors
14. What is being referred to as the vibrations of powerful drum beats with ethnic sounds coming from their traditional musical?  
A. Costumes  
B. Gestures  
C. Spectacles  
D. Music and sound
15. What do you call an Ibaloi dance which is an inspired Cordillera dances used by Panagbenga dancers.  
A. Folk dance  
B. Flower dance  
C. Bendian dance  
D. Kaamulan dance

## Lesson

# 1

## **Festivals and Theatrical Forms** **“Sumayaw, Sumunod sa Galaw at Tugtug”** **(Elements of Arts Applied to Philippine** **Theater and Festivals)**



### ***What's New***

Being a part of celebrations and performances is such a great experience, not only that you get to meet a lot of people also partake in one's showcase of culture and tradition. As we start this next learning chapter, here is an exciting activity for you.



**Activity: “Bank of Blanks”**

**Directions:** Complete this chart by answering the clues in each box. Copy the chart and answer on your activity notebook. Choose your answer from the word pool inside the box.

<b>Bank of Blanks</b>					
<b>Moriones</b>	<b>Ati-atihan</b>	<b>Kadayawan</b>	<b>Sarswela</b>	<b>Moro-Moro</b>	<b>Senakulo</b>
a play about a Roman centurion named _____	celebrated every 3rd Sunday of _____	done in ethnic ritual called _____	Became famous in the country during _____	It is also known as _____	Originated as Reading of the _____
Celebrated every _____ in the Catholic Calendar	It rooted from the indigenous people called _____	A form of thanksgiving to the Supreme Being called _____	Filipino writers translated this in _____	Usually held during _____ in villages	Is all about the suffering of _____
It came from the word _____ meaning _____	Originated from Panay Island specifically in _____	It came from the word _____ meaning good,	It uses vocal ensembles And _____	Love story between Filipino Muslim prince and _____	Took place first in _____

*Aetas	*Tagalog	* Jesus Christ
*Pasyon	*January	* Kalibo, Aklan
*Morion	*Pahinungod	* Barrio Dayap
*Manama	*Madayaw	* Christian Princess
*Comedya	* Folk Music	* American regime
*Longinus Colonization	* Holy Week	* Spanish


Have you completed the chart? If yes, then you may now complete the given phrases based on your learning experience. Write this on your activity notebook.

1. I learned that Filipino festivals and theatre acts are...
2. I will show my appreciation to Philippine culture and tradition like festivals by...

Thank you for sharing your insights about the past lesson. As Filipinos, we need to take part in preserving our rich heritage because this is our country's pride and legacy to the next generation. The festivals and theatrical forms are reflections of how religious and grateful we are to our Almighty Creator Our Catholic brethren taught us to believe that if we honor our patrons like Sto. Nino, Black Nazarene, Virgin Mary, Jesus Christ and others, the more blessings we will receive from them.

Moreover, other religions in the country such as Islam, Protestant, Jehova's Witness, Mormonism, Philippine Council of Evangelical Churches, National Council of Churches in the Philippines, Iglesia ni Cristo, Tribal religions and others including other Christian sect also celebrate their thanksgiving day for their Supreme Being. They believe that they will be blessed on their actions (such as prayers and worships) in accordance with their laws and doctrines.

Are you now ready for your next learning station? Here is the first challenge for you to accomplish. Below are pictures of different events in the Philippines, put a ✓ in the small box at the top corner of each picture if it is related to Philippine festivals and an ✗ if not.



There you go! It's just easy as a pie right? Now, answer the following questions in your notebook.

1. What can you say with the pictures you have checked? How are they related to Philippine festivals?
2. Aside from those pictures, can you give 3 other objects or scenes that are related to Philippine festivals? Please briefly explain each of them.

Have another look at the pictures you have checked in the boxes. Those pictures show elements of arts as applied to Philippine festivals. Be amazed as to how the festival people from different parts of the country use their resources artistically to show and express their faith, ancient beliefs, gratefulness to life's blessings and more.



## ***What is It***

### **Elements of Arts as Applied to Festivals**

Majestic, amazing, magnificent! These are just some words to describe the festivals in the Philippines.

Here are the elements of arts that we need to learn to help us appreciate the beauty of Philippine fiestas even more:

#### **1. Sound and Music**

Sounds come from objects or voices that vibrate and are sensed by our ears through our brain. The beatings of drums, clapping of hands, cheering of a crowd create sounds that we hear during festivals. One best example of sound is music that comes from different instruments be it, electric or improvised, wood or metal, and modern or ethnic.



Music gives life to festivals. When we hear a particular music, we tend to hear the following properties:

- **Pitch** is the highness or lowness of the sound of music. The faster the vibration, the higher the pitch and the slower the vibration, the lower the pitch. Small drums produce higher pitch, while huge drums produce lower pitch.
- **Dynamics** is the loudness or softness of the music. Dynamics may be classified as crescendo or decrescendo. Crescendo is an increasing sound or gradually becoming louder while decrescendo is a decreasing sound or gradually becoming softer. In general, dynamics refers to the volume of sound. It could be loud, soft, very loud, very soft, moderately loud, or moderately soft. This element enhances the expression in music.
- **Timbre** also called tone color is the quality of sound made by a musical instrument. It may be described as dark, brilliant, bright, rich and mellow.
- **Duration** is the length of time a music lasts. It can be short or long duration.

## 2. Gesture, Movement and Dance

A festival is not a festival without a dance. The festival people express their beliefs, gratitude and different emotions through gestures and movements in a form of dance like tribal, ethnic, folk, cultural or modern. Movements in a dance include facial expressions, steps, and hand and body gestures like worshipping, celebrating, working, sacrificial offering and other things.

Gestures are movements in dance which require energy. We may describe movements as free flowing or easily stopped, gentle or powerful, loose or tight and light or heavy.



## 3. Costume and paraphernalia

These are properties or props used and worn by festival people which contribute to the essence and theme of the celebration. Props can be armors made of bamboos or woods, figures of a saint patron, real or artificial flowers, fruits, vegetables or animals, floats, lights and more. Costumes, on the other hand, include accessories, masks, headdresses and clothing worn by fiesta participants. They are usually made of resources from their localities such as beads, feathers, cotton, leaves, and others.



#### 4. Spectacles

These are additional attractions which make events like festivals unusual and extraordinary. They may be gigantic floats or mascots, fireworks, led lights, glittery costumes, and many others.

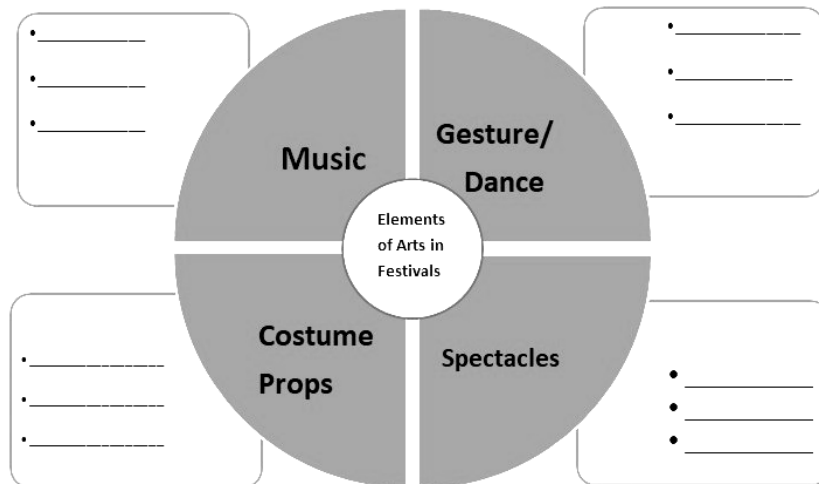
The basic elements of arts such as color, line, texture, shape, size, form and space or perspective can be used in describing and in analyzing the designs of the costumes and props used in festivals. In the previous modules, these elements were already

discussed which is why it is easier now to describe the costumes, props and other spectacles of festivals.

For you to easily determine the elements of arts as applied to festivals, try doing this activity by organizing the ideas from the discussion

#### Activity: Get It Together!

**Directions:** Fill out the concept map below by writing inside each boxes the appropriate words to describe each element of art as applied to festivals. You may write more than three describing words for each element. The concepts in the middle circles are already given. Copy the chart on your paper for you to answer the activity. Afterwards, answer the questions that follow.



#### Processing Questions:

1. Are the elements of arts applied in festivals such as music, dance or movement, costume and props, and spectacles important? Why? Why not?
2. What do you think will happen if one element is not present in festivals?



Now that you know the elements of arts that can be found in festivals, let us now take a closer look at some of the well-known festivals in the country and see how the elements of arts are applied to each.

It's Fiesta Time! Are you now ready to take part into a celebration of arts? With these Philippine festivals that we will discuss, we can truly say that Filipinos have artistic ways of celebrating life.

### **MassKara Festival**

The pride of Bacolod City, known as the “City of Smiles”, is the MassKara festival which literally means “many faces”. Attracting the spectators are the big vibrant masks which are the center of the masskara festival. The multi-colored, eye-catching outfits match the smiling masks with headdresses adorned with colored feathers, shiny and tribal beads, flowers and other. The music evolved from folk songs to remix of Latin beat and Philippine jazz which energizes the street dancers in this part of the Visayas region. One of the most-awaited party is the Masskaraland which is



open to all those who want to experience fun with an exciting throwing and spreading of powders of different colors to douse all the party people.



### **Kaamulan Festival**

Another part of the rich culture of Bukidnon is the Kaamulan festival with a literal meaning of “getting together” for the purpose of bringing together all the ethnic groups in this mountainous part of Mindanao. The rich heritage of the tribes can be seen in the vibrant costumes worn by ethnic and non-ethnic performers of Kaamulan. Red dominates the outfit of the dancers combined with other colors which are usually black, white and yellow and are designed by their traditional embroidery called

Panubok. The tribal folks adorned themselves with anklets, trinkets, earrings, necklaces, amulets and headdresses. Their tribal dance reflects different gestures or

movements of rituals such as sin atonement, driving away evil spirits, thanksgiving and worshipping. One of the highlights is the competition of different indigenous sports. The vibrations of powerful drum beats with ethnic sounds coming from their traditional musical instruments inspire the performers to give their best as they dance their own tradition.

### **Panagbenga Festival**

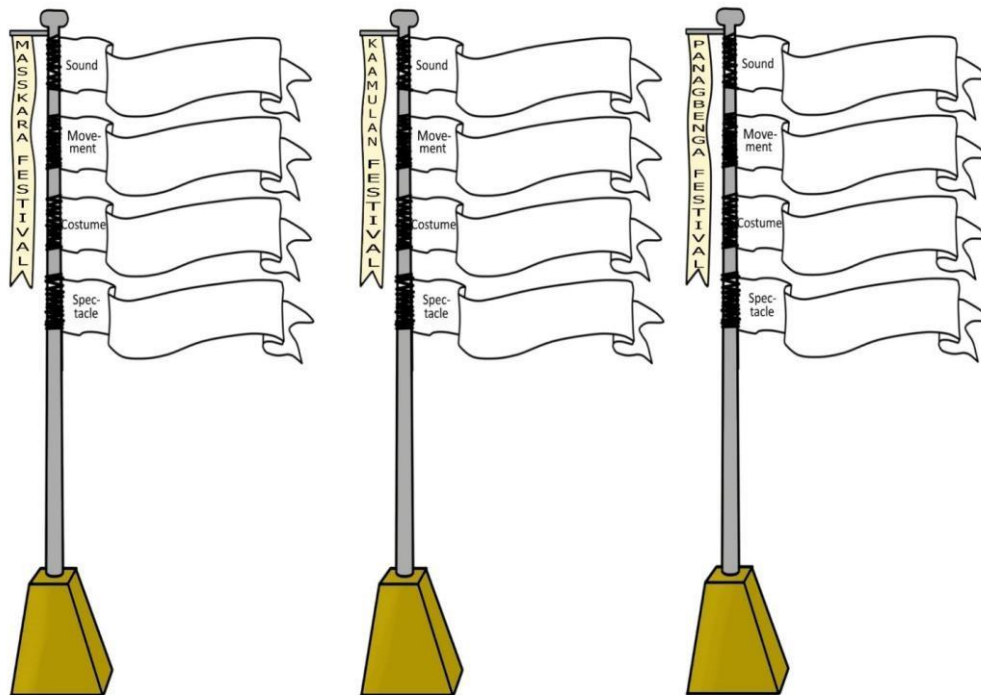
Inspired by the Cordillera dances from the neighboring towns in Northern Luzon, the Panagbenga festival of Baguio City exhibits an Ibaloi dance, called Bendian dance which is performed during parade among many others. Showing unity and harmony among all the participants and even the crowd, they dance a circular movement which adds excitement to everyone who participates. The music being played annually during the festival uses different variations corresponding to the dances exhibited in the parade. It is usually played by the band or the drum and lyre of different participating organizations.



The native Cordilleran attire, some of which are tapis (a wrap-around skirt for female) and bahag (g string attire for male) are usually stripes of different warm colors which mirrors the skills and creativity of these native people. They also have beads and headdresses to adorn themselves. Also, since Panagbenga is a flower festival, gigantic floats with hundreds of varieties of flowers, big and small, give a magnificent view to the venue.

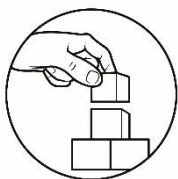
Did you learn something on these festivals? Let's see if you can distinguish the elements of arts found from the festivals that we have just discussed. The three flags represent the Kaamulan, MassKara and Panagbenga Festival. Write inside the flags the elements that you have found in each festival. Do this in your activity notebook.





That's good. You have identified the elements of arts so well, you may now proceed to answering these questions:

1. Imagine you have witnessed those given festivals, based on the descriptions, how will you promote them as part of a tourism campaign?
2. How did the elements of arts contribute to the beauty or relevance of the given festivals?



## ***What's More***

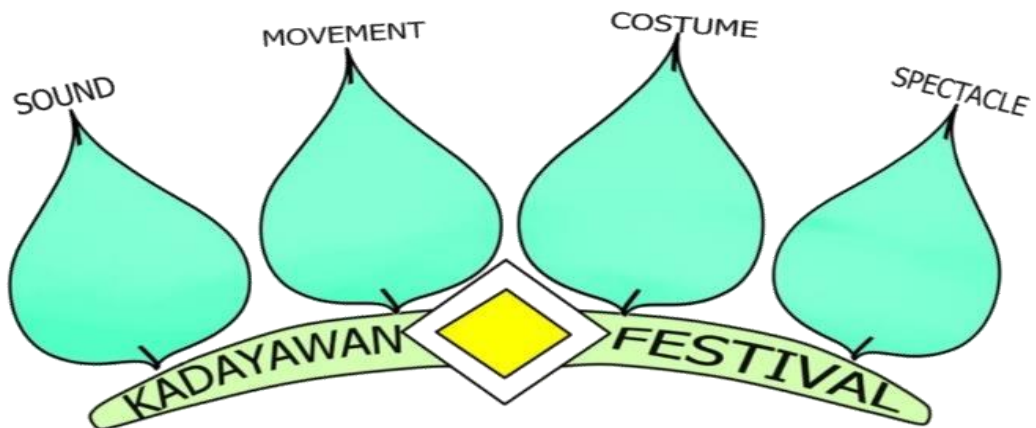
Are you still on the go? Do you still remember the festivals of Ati-atihan, Moriones and Kadayawan? Let us once again go back and watch these video clips showing how people celebrate these festivals. Follow the link below then try to note down the elements that you can find in each festival for you to accomplish easily the next activity.

Moriones Festival - <https://www.youtube.com/watch?v=cBhdCL2EWok>

Kadayawan Festival - <https://www.youtube.com/watch?v=aIyvCnwrAec>

Ati-atihan Festival - <https://www.youtube.com/watch?v=0GddP5BdwFE>


After watching the videos, you may now answer this activity by giving the elements you found in the festivals from the videos. Give your specific descriptions of the elements of arts as applied to these festivals. Copy the illustration and answer on your activity notebook.



## My Festival Chronicle

You have just finished your analysis of some of the festivals in our beautiful country. Why don't you share this time your overall learning experience through a chronicle or a journal? Be guided by the given questions and write your answers on your activity notebook.

1. As a learner, what have you discovered about Philippine Festivals? Are they culture and religious based? Or do they reflect Filipinos' beliefs and lifestyle?
2. As a Filipino, are you proud of having these festivals in our country? Explain your insights.
3. How can you help in the preservation or promotion of our own festivals?

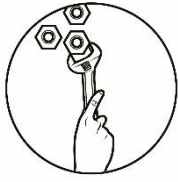


## What I Have Learned

**Directions:** Write your reflection by expressing your feelings and thoughts about your learning from this module.

**My Reflections**

A large, rounded rectangular writing area with horizontal lines. The top right corner is curled up, and the bottom left corner is also curled up, resembling a scroll. The lines are evenly spaced and cover most of the area.



## ***What I Can Do***

### **Activity: Flower Headers**

Congratulations on reaching this far. You are about to end another fulfilling and exciting challenges. At this point, you will once again showcase your artistry in creating a work of art. You will be making a festival headdress using specific local materials.

#### Performance Mechanics:

1. Prepare your tools and materials for this challenge. You will be needing the following:
  - A. Cartolina of any colors (*You may use any recyclable or indigenous materials which you think can be an alternative to feathers, eg. Tistis ng niyog, banig, used plastic bottles*)
  - B. Cutter or any small carving knife
  - C. Glue/ stick glue/ glue gun
  - D. Beads or any decorating materials
  - E. Used cardboard, illustration board or folder
  - F. Poster paint
  - G. headband
2. Watch the video or follow the link below before making your own headdress. You may also watch other related videos if you want.
3. Be careful in using the cutter or any edged tools, glue gun and other materials for your safety.
4. Your flower headdress must be colorful and can be used in some festivals in the country like Panagbenga or Kaamulan festival.
5. In submitting your product, you will include a short description as to how you made the headdress and the use of different elements and principles of art. Follow this link:

<https://www.youtube.com/watch?v=8u5HNCdkp7s>

## Rubrics for Art Activity

<b>Criteria</b>	<b>5 Excellent</b>	<b>4 Above Average</b>	<b>3 Average</b>	<b>2 Below Average</b>	<b>1 Unsatisfact ory</b>
<b>1.Elements of Arts and Principles of design</b>	Planned carefully, showed effective use of at least 5 elements of arts to create an artistic headdress	Showed effective use of at least 4 elements of arts to create an artistic Headdress	Used only 3 elements of arts but no artistry creating a Headdress	Used only 1 or 2 elements of arts with inconsistency and irregularity	Did not use any elements of art in the artwork
<b>2.Creativity/ Originality</b>	Showed original ideas and interpretation of the given artworks and innovates on materials used	Showed original And interpretation s but does not innovate on the Materials Used	There is an idea but lacks originality and does not on the materials used	Did not try new idea nor on the materials used	Showed no evidence of originality and creativity
<b>3.Craftsmans hip/ Skill</b>	The artwor was creative and skillfull done	The artwork could have Been Outstanding only that 1 or 2 Inconsistenc y	Showed adequate craftsmans ip but with to 4 inconsistencies	Showed below average craftsmans ip and with more than 4 inconsistencies	Showed poor craftsmansh p and lack understandi ng in the artwork
<b>4.Effort/Pers everance</b>	The activity is polished, neatly finished and passed on Time	The activity is finished and passed on time but with 1 or 2 needs of Improvement	.The activity is finished and passed on time but with 4 or 3 needs of improvemen t	Submitted but unfinished and with more than 5 needs of improvemen t	Unfinished and was not passed on time




## Assessment

**Multiple Choice:** Read carefully the questions then answer by writing the letter of the correct answer. Do this in your activity notebook.

1. What do you call the properties or props used and worn by people that contribute to the essence and theme of festivals?  
A. Spectacles  
B. Sound and Music  
C. Gesture and movement  
D. Costume and Paraphernalia
2. Which of the following properties of music can be described as dark, bright, brilliant rich and mellow?  
A. Duration  
B. Dynamics  
C. Pitch  
D. Timbre
3. Panubok is a traditional embroidery of Bukidnon dominating the color of red combined with white, black and yellow. What element of art is used in this description?  
A. Texture  
B. Color  
C. Line  
D. Size
4. What is described as free flowing or easily stopped, gentle or powerful, loose or tight and light or heavy?  
A. Sound  
B. Attire  
C. Gesture  
D. Props
5. When a music lasted for three minutes, it is considered short for a performance in a festival. What property is discussed here?  
A. Duration  
B. Dynamics  
C. Pitch  
D. Timbre
6. A tourist has found out that Panagbenga festival is one of the most awaited festivals in the country after reading from a brochure about the spectacles of this festival. Which of the following did he likely read from the brochure?  
A. They dance a circular movement which adds excitement to everyone  
B. Panagbenga dancers adorn themselves with beads and headdresses.  
C. Gigantic floats with hundreds of varieties of flowers highlight the festivals.  
B. Women participants wear wrap-around skirts and bahag for male participants.
7. What festival is celebrated in order to gather all the ethnic groups in Mindanao?  
A. Kaamulan  
B. Kadayawan  
C. Masskara  
D. Panagbenga
8. Masskara land is one of the spectacles of the Masskara festival. What particular action do the spectators witness in this part of the festival?  
A. Street dancing and jamming  
B. Wearing of big vibrant masks

- C. Energetic dance of the dancers  
D. Spreading of powders of different colors
9. What is being referred to as the vibrations of powerful drum beats with ethnic sounds coming from their traditional musical?  
A. Costumes  
B. Gestures  
C. Spectacles  
D. Music and sound
10. What do you call an Ibaloi dance which is an inspired Cordillera dances used by Panagbenga dancers.  
A. Folk dance  
B. Flower dance  
C. Bendian dance  
D. Kaamulan dance
11. When the background music of a festival increases, it gradually becomes louder and gives higher energy to the performers. What property of music is depicted here?  
A. Duration      B. Dynamics      C. Pitch      D. Timbre
12. Sandra is a blogger who would like to do a documentation of the Kaamulan Festival. Which part should she focus on if she would like to highlight the beliefs of the Bukidnon people?  
A. The traditional embroidery called “panubok”  
B. Vibrant costumes worn by ethnic and non-ethnic dancers  
C. Rituals of sin atonement, worshipping and thanks giving  
D. Ethnic sounds coming from traditional musical instruments
13. These are additional attractions of festivals such as fireworks, lights, mascot and floats that mostly catch the attention of the viewers.  
A. Costume      B. Paraphernalia      C. Props      D. Spectacles
14. Which of the following is not a characteristic of MassKara Festival?  
A. Tribal dances showing ceremonies or rites  
B. Smiling masks with headdresses adorned with colored feather  
C. Masskaraland party with exciting throwing of colored powders  
D. Energetic musical background with remix of Latin beat and Philippine jazz
15. The native Cordilleran attire, such as tapis and bahag are usually stripes. Which of the following basic elements of art is used in this description?  
A. Color      B. Line      C. Texture      D. Shape





## ***Additional Activities***

### **THE ALL ABOUT FESTIVAL GAZETTE**

#### **Author's Information**

Name: \_\_\_\_\_  
Address: \_\_\_\_\_  
Grade Level: \_\_\_\_\_

Write a slogan about the festival

### **EXTRA! EXTRA! EXTRA!**

#### **Treasure your Culture**

(Write a paragraph about how we can help enrich our culture for festivals)

#### **My Favorite Festivals of All Time**

(Discuss at least 3 of your favorite Philippine Festivals)

#### **Did You Know?**

(Write a Trivia about a Philippine Festival)

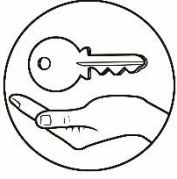
#### **Top Ten Memorabilia from Festivals**

(famous props, costumes, etc.)

(Write here a tagline about festivals)

#### **Come and Witness our Local Piyesta!**

- What?
- When?
- Where?
- How to reach the venue?
- What to expect?
- Who to contact?



## Answer Key

<b>Module 4</b>	
Pretest	1. B
	2. C
	3. D
	4. C
	5. B
	6. D
	7. A
	8. B
	9. C
	10. A
	11. C
	12. A
	13. D
	14. D
	15. C
<b>Bank of Blanks</b>	
Moriones	1. Longinus
	2. Holy Week
	3. Morion
Ati-atihan	1. January
	2. Aetas
	3. Kalibo, Aklan
Kadayawan	1. Pahinungod
	2. Manama
	3. Madayaw
Post Test	1. D
	2. A
	3. B
	4. C
	5. A
	6. C
	7. A
	8. D
	9. D
	10. C
	11. B
	12. C
	13. D
	14. C
	15. B
Sarswela	1. American Regime
	2. Tagalog
	3. Folk Music
Moro-moro	1. Comedya
	2. Spanish Colonization
	3. Christian Princess
Senakulo	1. Pasyon
	2. Jesus Christ
	3. Barrio Dayap

## References

Siobal, Lourdes R., Capulong, et al. "Non-Religious Festivals." In *Music and Arts Learner's Material*, by Lourdes R., Capulong, et al. 266-267. Meralco Avenue, Pasig City: Department of Education, 2017.

Muzones, Gem. Google.com. Guide to The Philippines."MassKara Festival in Bacolod: Everything You Need To Know". (Accessed June 01, 2020) <https://guidetothephilippines.ph/articles/history-culture/masskara-festival-bacolod-guide>

Timbrook, Roger. Google.com. Expert World Travel."Kaamulan Festival". January 6, 2020. (Accessed June 1, 2020)

<https://expertworldtravel.com/philippines/kaamulan-festival/>

The light traveler. WordPress.com. "Kaamulan Festival Street Dance In Photos: A Glimpse of Bukidnon's Rich Indigenous Spirit". March 3, 2013. (Accessed, June 01,2020) <https://iamtravelinglight.com/2013/03/03/kaamulan-festival-street-dance-in-photos-a-glimpse-of-bukidnons-rich-indigenous-spirit/>

Victa, Mau. Google.com. Rappler. "IN PHOTOS: Baguio's 24th Panagbenga Festival". February 2, 2019.

<https://www.rappler.com/life-and-style/travel/ph-travel/222528-photos-baguio-panagbenga-festival-2019>

ArtsLive. Google.com. (Accessed, June 02, 2020) <https://www.artslive.com/courses/elements-of-music/>

clxrisse.Google.com. Slideshare.com. "The Elements of Visual Arts and PerformingArts." (Accessed, June 02, 2020). <https://www.slideshare.net/clxrisse/the-elements-of-visual-arts-and-performing-arts-51686>

**For inquiries or feedback, please write or call:**

Department of Education - Bureau of Learning Resources (DepEd-BLR)

Ground Floor, Bonifacio Bldg., DepEd Complex  
Meralco Avenue, Pasig City, Philippines 1600

Telefax: (632) 8634-1072; 8634-1054; 8631-4985

Email Address: [blr.lrqad@deped.gov.ph](mailto:blr.lrqad@deped.gov.ph) \* [blr.lrpd@deped.gov.ph](mailto:blr.lrpd@deped.gov.ph)