

Homeroom Guidance

Quarter 1 – Module 2:
Let's E.A.R.N R.E.S.P.E.C.T



Homeroom Guidance Self-learning Module – Grade 4

Quarter 1 Module 2: Let's E.A.R.N. R.E.S.P.E.C.T

2020 Edition

The Intellectual Property Code of the Philippines states that “No copyright shall subsist in any work of the Government of the Philippines. However, prior approval of the government agency or office wherein the work is created shall be necessary for exploitation of such work for profit. Such agency or office may, among other things, impose as a condition the payment of royalties.”

Borrowed materials (e.g., texts, illustrations, musical notations, photos, and other copyrightable, patentable contents) included in this learning resource are owned by their respective copyright and intellectual property right holders. Where applicable, DepEd has sought permission from these owners specifically for the development and printing of this learning resource. As such, using these materials in any form other than agreed framework requires another permission and/or licensing.

No part of this material, including its original and borrowed contents, may be reproduced in any form without written permission from the Department of Education.

Recommended Entry for Citation Purposes:

Department of Education. *Homeroom Guidance Grade 4 Self-learning Module 2: LET'S E.A.R.N. R.E.S.P.E.C.T* Manila: Department of Education Central Office, 2020.

Published by the Department of Education
Secretary: Leonor Magtolis Briones
Undersecretary: Diosdado M. San Antonio
Assistant Secretary: Alma Ruby C. Torio

Development Team

Writer: Vigiline A. De Vera

Grade Level Coordinator: Cleopatra Daisy T. Aguinaldo

Editors: Mark Anthony V. Bercando, Jona Kristen Valdez, Melynda Andres

Illustrators: Cathyrine B. Homecillo, Lito Y. Bayani, George P. Gamboa,
Jeremy P. Daos, and Raymart Q. Orianza

Layout Artist: Cathyrine B. Homecillo

Management Team:

Bureau of Curriculum Development: Jocelyn DR. Andaya, *Director IV*, Ma. Isabel A. Victorino, *CSDD Chief*, Mark Anthony V. Bercando, *Supervising EPS*, Jona Kirsten Valdez, Melynda Andres, *Senior EPS*
Bureau of Learning Resources



Homeroom Guidance Grade 4

Quarter 1 – Module 2:

Let's E.A.R.N R.E.S.P.E.C.T



Gabay sa Magulang/Tagapag-alaga

Pinapapaksa ng modyul na ito ang pagkakaroon ng mas maayos at matibay na relasyon ng mag-aaral sa inyong pamilya at maging sa ibang tao. Dahil sa dulot ng pandemyang ating kinahaharap, inaasahang mananatili sa loob ng tahanan ang mag-aaral, kung kaya't tanging kayong mga miyembro lamang ng pamilya ang kanyang makasasalamuha.

Maaaring may mga pagkakataong humingi ng tulong ang mag-aaral sa pagsunod sa mga tagubilin at pagsagot sa mga tanong sa bawat bahagi ng mga gawain. Hinihiling ng Kagawaran ang inyong suporta at pakikiisa upang matagumpay niyang maisakatuparan ang bawat bahagi tulad ng mga sumusunod:

1. Ang mga gawaing nakapaloob dito ay maaaring gawin ng mag-aaral sa loob ng apat na Linggo.
2. Magangailangan ng panulat at papel sa bawat bahagi ng modyul na ito upang masagutan ang mga gawain at katanungan sa "Processing Questions."
3. Tiyaking sasagutin niya ang bawat bahagi nang tapat.
4. Pagkatapos maisulat ng inyong mag-aaral ang "Pledge of Kindness," bibigkasin niya ito sa inyong harapan bago niya sagutan ang huling set ng "Processing Questions."
5. Pagsama-samahin sa isang folder na may *fastener* ang mga gawaing isinulat niya sa papel at idadagdag sa kanyang portfolio ng "Homeroom Guidance Activities."
6. Siguraduhing maipapasa niya ang kanyang portfolio sa petsang itinakda ng kanyang gurong-tagapayo.

Introductory Message

For the learner:

In the first module, you discovered more about yourself. This time, you will learn how you relate with other people. They can be your family members, circle of your friends, or important people in your school and in your neighborhood. The current situation limits you to interact only with your family members at home. However, you can still communicate with others through online if available. Thus, this module will give you some ideas on how to best deal with your family.



Do you give value to them? In what way? Now is the time to think about these important matters in your life. It is probably the time to take a look at how to improve your relationship with them. There are activities that can help you with that. You are expected to finish them in four weeks.



There are six specialized interactive activities provided for you to practice and complete, namely:

Let's Try This – which will help you get ready to learn;

Let's Explore This – which will guide you towards what you need to learn;

Keep in Mind – which will give you the lessons that you need to learn and understand;

You Can Do It – which will help you apply the lessons learned in daily activities;

What I Have learned – which will test and evaluate your learning;

Share Your Thoughts and Feelings – which will help you express your thoughts, opinions and feelings.

Make sure to read, think, follow, and enjoy every task that you are asked to do.

Have fun! Stay safe and healthy!

MODULE 2

LET'S E.A.R.N R.E.S.P.E.C.T



Learning Objectives

At the end of this module, you are expected to:

1. identify the roles and importance of others as part of family, school and community;
2. discuss the positive effects of valuing your role in the family;
3. recognize your fundamental rights and family members; and
4. value the positive results of respecting the rights and importance of others.


Period: Week 3 to Week 6 of 1st Quarter

Suggested Total Time Allotment: 240 Minutes

Materials Needed: Worksheet/Blank Paper, Coloring Materials, Pen/Pencil



Introduction



The second module talks about people you relate to. They may be from your family or from your circle of friends. They may also be from your school or the people from your community. Due to community

quarantine, you are asked to stay at home. Because of this, you spend a lot of time with your family. How is your relationship with them so far? Is it hard on your part to communicate with them? You are provided with activities that could help you in evaluating yourself as you interact with your family. Good luck!



Let's Review

Suggested Time Allotment: 1 minute

In the first module, you were able to discover a lot of things about yourself through the provided activities. You were able to point out and appreciate the developmental changes you experience now that you are in Grade 4.



Let's Try This

Suggested Time Allotment: 30 minutes

I am a Writer

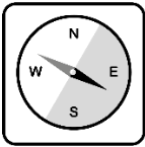
1. Look at the picture below.
2. Imagine that the family is having a conversation.
3. Write their conversation in the blank speech bubble.
4. Write your answers on a sheet of paper.



Processing Questions:

Write your answers on the same paper you used in the previous activity.

1. What can you say about the family in the picture?
2. How would you feel if you were one of the kids in the picture?
3. What do you think would be your the reaction of your parents/guardians when they see you do the activities in the pictures?



Let's Explore This

Suggested Time Allotment: 30 Minutes

It's my Turn

1. Copy the table below on a sheet of paper.

| Assigned Household Chores | Activities I do with my Family |
|---------------------------|--------------------------------|
| | |
| | |
| | |
| | |
| | |

2. Complete the table by writing down on the left column the tasks that were assigned to you at home.
3. On the right column, list down the activities that you do with your family together. (Example: eating together or playing with your parents/guardians.)
4. You may ask your parents/guardians to help you in completing this activity.

Processing Questions:

1. What do you feel when you do the household chores or tasks assigned to you?
2. How do you feel about doing household chores or activities with your family?
3. What do you think is the importance of a role or assigned tasks at home?



Keep in Mind

Suggested Time Allotment: 30 Minutes

You are a part of your family. Whatever type and structure of family you have, your presence and role is important. Therefore, you have to help by keeping a healthy relationship with them. Here are some tips:

Let's EARN RESPECT

- E** – Engage in talking about ideas and actions that can improve the interaction at home.
- A** - Allot time to listen to the message of your family members to understand them better.
- R** - Respect and accept opinions and beliefs of everyone in the family.
- N** – Nurture a helping hand for others.
- R** – Remember to watch your words and actions always.
- E** – Express kindness and care always.
- S** - Show concern to the feelings of your family.
- P** – Participate in family activities and in doing household chores.
- E** – Engage in open communication all the time.
- C** – Calm yourself if you're getting angry or agitated.
- T** - Treat yourself and others with respect.

From time to time, you have to check yourself and how you relate with other people, especially with your family. This is important in building relationships.

Another key to have a healthy relationship with others is to understand the rights of people.

A right is something we have that cannot be taken away. It is protected by the government for us to have a good life. Here are basic rights:

1. **The right to be born.** This right started when we were still in the womb of our mothers.
2. **The right to have a good family.** This right gives you a good family who will love you, take care of you, and provide your needs.
3. **The right to have a well-rounded development of personality.** This is the right that sees you growing happily and become useful in the community.

Remember that all of us have the same rights. That is why we need to respect one another. We have to do things for each other. These things are called responsibility. Here are some:

1. Take care of yourself by eating and sleeping well and doing some physical exercise. (The right to be born)
2. Help your family in the daily chores at home. (The right to have a good family)
3. Study hard and participate in school and community activities that are safe. (The right to have well-rounded development of personality)




You Can Do It!

Suggested Time Allotment: 30 minutes

I Know Now

1. Look at the picture below and imagine that you are that person.
2. Complete the statement with things that you would do to have a good relationship with your family and other people. Write your answer on a sheet of paper.

- a) I will think _____
- b) I will share _____
- c) I am going to show my love for others by _____
- d) I will show respect to others by _____





What I Have Learned

Suggested Time Allotment: 20 Minutes

Faces

The following are the different activities you can do at home. Write numbers 1 to 10 on a piece of paper. After each number, write YES if you agree with the statement and write NO if you disagree. If your answer is NO, write the appropriate behavior.

Activities

1. Make my bed in the morning. ____
2. Leave my dirty clothes on the floor after taking a bath. ____
3. Say "Thank you" to my parents for working for me and the family. ____
4. Remind my parents to wear mask before going to work. ____
5. Pray for the safety of all people against Covid-19. ____
6. Wash my hands regularly. ____
7. Play all day even if I have school work to do since my teacher does not see me at home. ____
8. Write "Thank You" letter to all medical workers. ____
9. Finish the activity sheets on time even if my teacher is not around. ____
10. Go outside and play with my friends without asking permission from my parents. ____

Processing Questions:

Write your answers on the paper you used for the previous activity.

1. What did you realize while doing the activity?
2. List down three (3) important lessons that you learned in this activity?



Share Your Thoughts and Feelings

Suggested Time Allotment: 100 Minutes

A. My Family and I

1. Draw and color a picture of your family on a clean paper.

2. List the names of your family members including yours. Write the role of each family member after each name.

B. Pledge of Kindness

1. Write the “Pledge of Kindness” on a sheet of paper and complete the statements.
2. Make two copies.
3. Recite this pledge to your parents/guardians.
4. Keep one copy as a reminder of your commitment to yourself. The other copy is to be submitted to your teacher.

Pledge of Kindness

I (your name) , pledge to practice EARN RESPECT everywhere and at all times to have a better relationship with others.

I will choose to be good. I know this is my power.

I know it is hard but I will keep my promise at all times.

I will remember that there is goodness within me and see the goodness in others as well.

Signature

Reference

“Philippine Commission on Women.” Presidential Decree No. 603: The Child and Youth Welfare Code. Accessed August 7, 2020. <https://www.pcw.gov.ph/law/presidential-decree-no-603?fbclid=IwAR3CDI2iBXUjsJ3bj87jqLnwvlruApgEtqTI3Rluj5UIYjmbPPv3safKNMY>.

For inquiries or feedback, please write or call:

Department of Education - Bureau of Learning Resources (DepEd-BLR)

Ground Floor, Bonifacio Bldg., DepEd Complex
Meralco Avenue, Pasig City, Philippines 1600

Telefax: (632) 8634-1072; 8634-1054; 8631-4985

Email Address: blr.lrqad@deped.gov.ph * blr.lrpd@deped.gov.ph