

Health

Quarter 3 – Module 7: Ways to Prevent and Control Pests and Rodents



Health – Grade 6
Alternative Delivery Mode
Quarter 3 – Module 7: Ways to Prevent and Control Pests and Rodents

First Edition, 2019

Republic Act 8293, section 176 states that: No copyright shall subsist in any work of the Government of the Philippines. However, prior approval of the government agency or office wherein the work is created shall be necessary for exploitation of such work for profit. Such agency or office may, among other things, impose as a condition the payment of royalties.

Borrowed materials (i.e., songs, stories, poems, pictures, photos, brand names, trademarks, etc.) included in this module are owned by their respective copyright holders. Every effort has been exerted to locate and seek permission to use these materials from their respective copyright owners. The publisher and authors do not represent nor claim ownership over them.

Published by the Department of Education
Secretary: Leonor Magtolis Briones
Undersecretary: Diosdado M. San Antonio

Development Team of the Module

Author: Receli P. Imas

Editor: Elsie P. Serafico, PhD

Reviewers: Ma. Lennie F. Pamposa, PhD Elsie P. Serafico, PhD

John Mark Q. Apellado

Illustrators: Zoila Mae M. Panes, Riza E. Celebrado and Marvin P. Pagurayan

Layout Artist: Catherine P. Padrones, Maribel B. Zamora

Management Team: Ma. Gemma M. Ledesma

Elena P. Gonzaga, EdD

Donald T. Genine

Ma. Nilma E. Casamayor

Dexter P. Diergos

Engr. Winifred S. Panes

Printed in the Philippines by:

Department of Education – Region VI

Office Address: Duran Street, Iloilo City, 5000
Telephone Nos.: (033) 509-7653; (033) 336-2816
E-mail Address: region6@deped.gov.ph
Website: region6.deped.gov.ph

6

Health

Quarter 3 – Module 7

**Ways to Prevent and Control
Pests and Rodents**

Introductory Message

This Self-Learning Module (SLM) is prepared so that you, our dear learners, can continue your studies and learn while at home. Activities, questions, directions, exercises, and discussions are carefully stated for you to understand each lesson.

Each SLM is composed of different parts. Each part shall guide you step-by-step as you discover and understand the lesson prepared for you.

Pre-tests are provided to measure your prior knowledge on lessons in each SLM. This will tell you if you need to proceed on completing this module or if you need to ask your facilitator or your teacher's assistance for better understanding of the lesson. At the end of each module, you need to answer the post-test to self-check your learning. Answer keys are provided for each activity and test. We trust that you will be honest in using these.

In addition to the material in the main text, Notes to the Teacher are also provided to our facilitators and parents for strategies and reminders on how they can best help you on your home-based learning.

Please use this module with care. Do not put unnecessary marks on any part of this SLM. Use a separate sheet of paper in answering the exercises and tests. And read the instructions carefully before performing each task.

If you have any questions in using this SLM or any difficulty in answering the tasks in this module, do not hesitate to consult your teacher or facilitator.

Thank you.



What I Need to Know

This module was designed and written with you in mind. It is here to help you practice the ways to prevent and control pests and rodents.

The module consists of only one lesson:

- Lesson 1 – Practicing Ways to Prevent and Control Pests and Rodents

After going through this module, you are expected to practice ways to prevent and control pests and rodents. **(MELC H6EH-IIIj-9)**



What I Know

Activity 1

Directions: Read and understand the following statements. Write **Agree** if the statement shows correct practices to prevent pests and rodents to infest the environment and **Disagree** if it does not. Write your answer on a separate sheet of paper.

1. Grow pest-repelling plants.
2. Use hazardous pesticide at home.
3. Leave overripe fruits and rotten vegetables on the table.
4. Apply insect repellents or lotion in the body.
5. Clean and sanitize pet's cage regularly.
6. Use open trash bins and trash cans.
7. Have household pets like cats and dogs to hunt and scare pests and rodents.
8. Clean the surroundings once a week.
9. Bury dead animals in an open pit.
10. Keep the kitchen and bathroom pest free.

Lesson 1

Prevention and Control of Pests and Rodents

Did you know that a great number of diseases are transmitted to humans by animals and insect vectors? These insects and rodents thrive in filthy environments. Your home, school and community might not be spared from these pests and rodents if you fail to observe proper attitudes, behaviour and practices that will keep your environment healthy and safe.



What's In



Activity 2: Answer these on a sheet of paper.

Describe the kind of community portrayed above. _____

Do you want to live in a similar community? Yes ____. Why?

No ____. Why not? _____

Do you have any idea on how to keep insects and rodents away from home, school and community? How? _____



What's New

Activity 3

A. Directions: Read the poem. Answer the questions below. Write your answer on a separate sheet.

Rats Here!

Written by: Receli P. Imas

Rats are here roaming around once, twice or thrice
Crawling along the walls, so sneaky and tricky mice
Creating sounds, scratching things, gnawing boxes, bags and clothes
and chewing cabinets or papers
Leaving tear marks and all behind!


How can you drive away these rodents from home?
Check the cracks and the corners of your home
Foods should be kept in storage tight
And out of sight when they come out!

Place the traps where all they hide
But keep them out of children's reach
Adopt a pet like cat or dog to hunt them down and scare them out
These and more are practices
to prevent and control rats around!








1. What is the poem all about? _____.
2. What message is conveyed to you? _____.
3. What dangers do they bring? _____.
4. What practices are suggested to get rid of them? _____.
 - a. _____
 - b. _____
 - c. _____
5. What problems do rats bring? _____.

B. Direction: The term COCKROACH is spelled out for you to serve as your guide in getting rid of them.



Rid the COCKROACH!
Written by: Receli P. Imas

	C	Cover the food container and store in clean areas.
	O	Odorless homemade repellents can drive away the insects. (Mix equal parts of sugar and baking soda in lid or dish.)
	C	Clear-out spilled food from eating surfaces, under stoves and in the cupboards.
	K	Keep trash cans or bins covered and throw the garbage regularly.
	R	Rid them out by applying essential oils like, peppermint, oregano, citrus and eucalyptus in a piece of cotton. Wipe it in all places where they gather. Reapply it whenever possible.
	O	Observe proper sanitation in and out of your home at all times.
	A	Ask and visit the doctor immediately if you experience severe diarrhea due to contaminations caused by cockroaches.
	C	Clean all the spaces where they stay such as cabinets, packages, boxes, appliances and other furniture.
	H	Help keep your home pest-free so you rid the cockroaches.



What is It

Activity 4.

Directions: A. Read the story below. Find out how flies can make people ill and suggest later how to get rid of them.



Hi! I am Wally the amazing fly. Have you ever wondered why people get sick because of me?

Let me introduce myself to you...



I am an insect. I have no teeth or stinger. My tongue is like a straw. My mouth absorbs food like a sponge. I can turn many solid foods through spitting and vomiting on it. I land on tasty meal, and defecate. I lay bacteria by passing them to other things. I carry different illnesses like dysentery, typhoid fever, cholera and salmonellosis.

Do you want me in your home, school or in your community and bring diseases?

If not, then tell me how you can get rid of me?



B. Enumerate ways how your family gets rid of flies to prevent diseases.
Write your answers on a separate sheet of paper.

1. _____
2. _____
3. _____
4. _____
5. _____

Have you ever bitten by a mosquito? Did you know that like flies, they can infect people with diseases? Unlike flies, mosquitoes can bite. They can spread diseases such as dengue, Zika, Chikungunya virus and malaria.

Here are some of the practices to keep mosquitoes away from us.


1. Apply coconut oil or you can use mosquito repellent lotion like citronella oil in your body.
2. Crush garlic cloves and mix with water. Boil for a few minutes then let it cooled down and spray in areas where insects are present.
3. Place water with a bubbling soap in an open container to trap the insects in the bubbles.
4. Clean the breeding grounds such as empty flower pots and used tires, gutters and other items that holds water.
5. Pour a ground coffee in any stagnant water in your home or environment to kill their eggs.
6. Grow pest repellent plants like lemon grass and mint to drive away mosquitoes and other insects.
7. Use mosquito net when sleeping.



Remember these Do's and Don'ts in using pesticides at home.

1. After preventive steps have been taken, use minimum risk pesticides whenever possible.
2. Dispose or keep leftover pesticides and its tight container.
3. Limit or minimize the use of these hazardous materials. They can harm your family's health.
4. Never re-use empty pesticides containers as storage. They are poisonous.
5. Store pesticides in their original containers.
6. Identify the pests you have at home and find the effective ways to prevent and control them.





What's More

Activity 5

Directions: Write **C** if the statement shows a **Correct** practice to prevent and control pests and rodents and **W** if it is a **Wrong** practice. Write your answer on a separate sheet of paper.

1. Leave tables and other eating surfaces unclean.
2. Use a mosquito net to avoid insect bites.
3. Clean all the areas where pests stay or hide.
4. Food should be stored in covered containers.
5. Apply insect repellent lotion on the body.

Keep your home
INSECTS AND RODENTS FREE.





What I Have Learned

Activity 6

Directions: Read and understand each situation carefully. Draw a happy face 😊 if the statement shows a good way to prevent and control pests and rodents and a ☹️ sad face if not. Write your answer on a separate sheet of paper.

1. Apply insect repellents on the face only.
2. Observe proper sanitation in and out of your home at all times.
3. Cover the garbage cans and bins.
4. Use hazardous pesticide to kill pests.
5. Leave overripe fruits on the table.



What I Can Do

Directions: Write (\checkmark) if it practices proper way to prevent and control pests and rodents and (**X**) if it does not. Write your answer on a separate sheet of paper.

- _____ 1. Healthy vegetables are growing in the backyard garden. The owner grows also insect repellent plants in the yard to prevent insects getting near the vegetable garden.
- _____ 2. Minerva throws the fruit peelings in the garbage bin. She sees to it that she returns the cover of the bin to prevent the swarm of flies from coming in.
- _____ 3. Armando cleans the kitchen every morning as a way to avoid insects and rodents.
- _____ 4. Rosa has birds in the cage. The birds' wastes are just scattering under the cage. Sometimes she cleans it but most of the time she is so busy to clean it.
- _____ 5. Contaminated food and water can harm our body. It is safe to cover the food and water containers tightly to avoid contamination.



Assessment

Directions: Write **Yes** if the children practice correct ways on how to prevent and control pests and rodents and **No** if it does not. Do this on a separate sheet of paper.

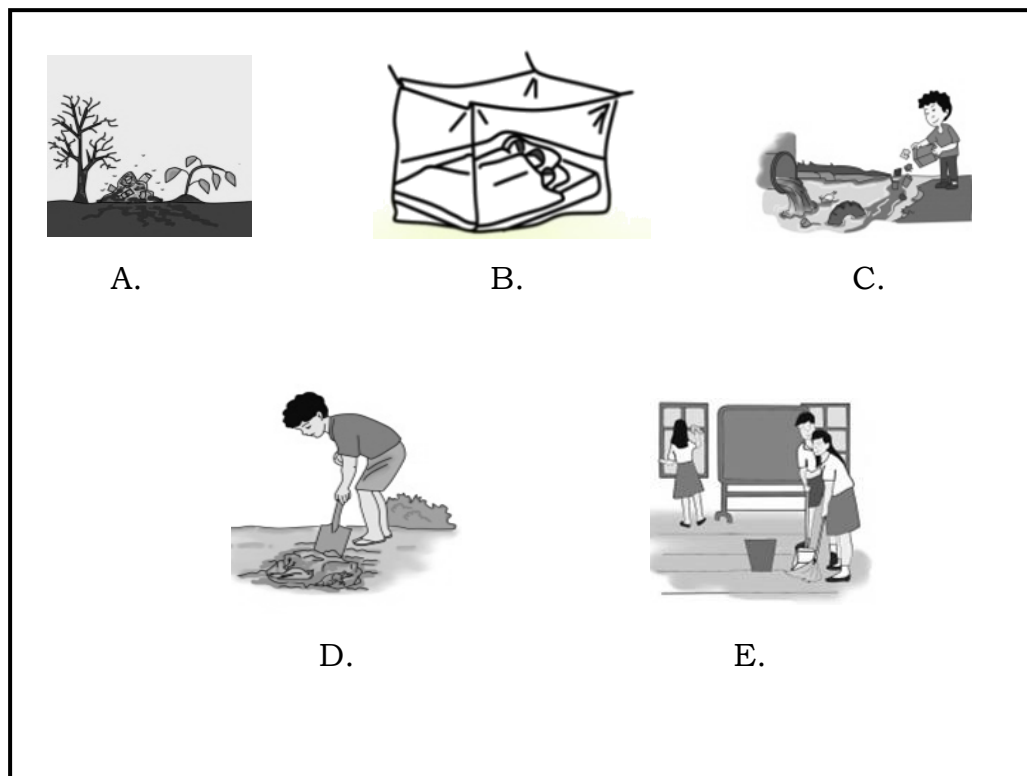
1. The children buy food in the canteen. They throw their food wrappers in the proper bin after eating.
2. There is a dead puppy at the back of Linda's house. Nobody gets and bury it. Few hours later, a group of flies gather around that area.
3. Ana is eating her breakfast. After eating, she leaves spilled surfaces unclean.
4. Lino cleans their surroundings. He tried to classify the wastes and dispose them properly.
5. Keeping trash cans open all the time is a good practice to prevent and control pests and rodents.
6. One way to protect the food from contamination is to place it in a sealed container.
7. We need to have a storage area at home for our things. It is better to leave storage areas unclean most of the time.
8. Let us make it a habit to keep our environment clean to avoid diseases brought by pests and rodents.
9. Place water with a bubbling soap in an open container to trap the insects in the bubbles.
10. A responsible pet owner maintains the cleanliness of his pet's pen.

Thank you for accomplishing this module. Congratulations!



Additional Activity

Directions: Study each picture inside the box. Pick-out the pictures that show practices how to prevent and control pests and rodents. Write the letter of the correct answer on your paper and answer the following questions below.



Questions to be answered:

1. Which of the following do you practice at home?
2. Why do you do these practices?



Answer Key

<p>What I Know</p> <p>1. Agree 2. Disagree 3. Disagree 4. Agree 5. Agree 6. Disagree 7. Agree 8. Disagree 9. Disagree 10. Agree</p> <p>What's In</p> <p>Activity 1 1. Answer may vary</p> <p>Activity 2 1. Answer may vary</p> <p>Activity 3 1. Answer may vary 2. Answer may vary 3. Answer may vary 4. Answer may vary</p> <p>What's New</p> <p>Activity 3.A</p> <p>1. Answer may vary 2. Answer may vary 3. Answer may vary 4. a, b, c, d answer may vary 5. Answer may vary</p> <p>Activity 4</p> <p>1-5 Answer may vary</p>	<p>What's More</p> <p>Activity 5 1. W 2. C 3. C 4. C 5. C</p> <p>Activity 6</p> <p>What I Have Learned</p> <p>1. 2. 3. 4. 5. </p> <p>What I Can Do</p> <p>1. ✓ 2. ✓ 3. ✓ 4. X 5. ✓</p>	<p>Assessment</p> <p>1. Yes 2. No 3. No 4. Yes 5. No 6. Yes 7. No 8. Yes 9. Yes 10. Yes</p> <p>Additional Activities</p> <p>B, D, E (if any order) 1 and 2 Reasons may vary.....</p>
--	---	--

References

Are Rats Dangerous? Retrieved on July 14, 2020 at
<https://www.nozzlenolen.com/blog/post/are-rats-dangerous>

Best Ways to Get Rid of Roaches. Retrieved on July 15, 2020 at
<https://www.terminix.com/pest-control/cockroaches/removal/>

Do's and Don'ts of Pest Control US EPA. Retrieved on July 23, 2020 at
<https://www.epa.gov/safepestcontrol/dos-and-donts-pest-control>

Food poisoning, diarrhea, and Staph, Oh MY! Cockroaches carry bacteria that can contaminate your food and make you sick!. Retrieved on July 15, 2020 at
<https://www.batzner.com/resources/blog-posts/food-poisoning-diarrhea-and-staph-oh-my-coackroaches-carry-bacteria-that-can-contaminate-your-food-and-make-you-sick/>

MELC Health 6, p.353

Ways to Prevent Mosquito. Retrieved on July 15, 2020 at
<https://www.onemedical.com/blog/live-well/7-ways-to-prevent-mosquito-bites>

What Are Flies Attracted To? Retrieved on July 15, 2020 at
<https://www.terminix.com/blog/whats-buzzing/what-attracts-flies>

For inquiries or feedback, please write or call:

Department of Education – Bureau of Learning Resources (DepEd- BLR)

Office Address: Ground Floor, Bonifacio Building, DepEd Complex
Meralco Avenue, Pasig City, Philippines 1600

Telefax: (02) 634-1072 or 634-1054; 631-4985

E-mail Address: blr.lrqad@deped.gov.ph * blr.lrpd@deped.gov.ph