


7

English

Quarter 2 – Module 2: THE SEARCH ENGINE



CO_Q2_ENGLISH7_Module 2



GOVERNMENT PROPERTY
NOT FOR SALE

English – Grade 7
Alternative Delivery Mode
Quarter 2 – Module 2: The Search Engine
First Edition, 2020

Republic Act 8293, section 176 states that: No copyright shall subsist in any work of the Government of the Philippines. However, prior approval of the government agency or office wherein the work is created shall be necessary for exploitation of such work for profit. Such agency or office may, among other things, impose as a condition the payment of royalties.

Borrowed materials (i.e., songs, stories, poems, pictures, photos, brand names, trademarks, etc.) included in this module are owned by their respective copyright holders. Every effort has been exerted to locate and seek permission to use these materials from their respective copyright owners. The publisher and authors do not represent nor claim ownership over them.

Published by the Department of Education
Secretary: Leonor Magtolis Briones
Undersecretary: Diosdado M. San Antonio

Development Team of the Module

Writers: Joefren L. Celiz

Editors: Alver B. Lajera

Reviewers: Evelyn C. Frusa PhD, Delia B. Mabalot, Rolex H. Lotilla , Arvin M. Tejada

Illustrator:

Layout Artist: Raiza M. Salvaloja, Alfaith G. Poblete

Management Team: Allan G. Farnazo, CESO IV- Regional Director

Gilbert B. Barrera - CLMD Chief

Arturo D. Tingson Jr.- Regional EPS In Charge of LRMS

Peter Van C. Ang-ug - Regional ADM Coordinator

Belen Fajemolin PhD - CID Chief

Evelyn C. Frusa, PhD - Division EPS In Charge of LRMS

Bernardita M. Villano - Division ADM Coordinator

Printed in the Philippines by Department of Education

Office Address: Ground Floor, Bonifacio Bldg., DepEd Complex,
Meralco Avenue, Pasig City, Philippines 1600

Telefax: (632) 8634-1072; 8631-4985

E-mail Address: blr.lrqad@deped.gov.ph * blr.lrpd@deped.gov.ph

Introductory Message

This Self-Learning Module (SLM) is prepared so that you, our dear learners, can continue your studies and learn while at home. Activities, questions, directions, exercises, and discussions are carefully stated for you to understand each lesson.

Each SLM is composed of different parts. Each part shall guide you step-by-step as you discover and understand the lesson prepared for you.

Pre-tests are provided to measure your prior knowledge on lessons in each SLM. This will tell you if you need to proceed on completing this module or if you need to ask your facilitator or your teacher's assistance for better understanding of the lesson. At the end of each module, you need to answer the post-test to self-check your learning. Answer keys are provided for each activity and test. We trust that you will be honest in using these.

In addition to the material in the main text, Notes to the Teacher are also provided to our facilitators and parents for strategies and reminders on how they can best help you on your home-based learning.

Please use this module with care. Do not put unnecessary marks on any part of this SLM. Use a separate sheet of paper in answering the exercises and tests. And read the instructions carefully before performing each task.

If you have any questions in using this SLM or any difficulty in answering the tasks in this module, do not hesitate to consult your teacher or facilitator.

Thank you.



What I Need to Know

This module was designed and written with you in mind. It is here to help you master The Search Engine. The scope of this module permits it to be used in many different learning situations. The language used recognizes the diverse vocabulary level of students. The lessons are arranged to follow the standard sequence of the course. But the order in which you read them can be changed to correspond with the textbook you are now using.

The module is divided into two lessons, namely:

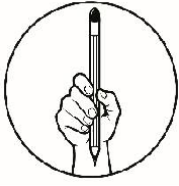
- Lesson 1 – Introduction to Search Engine
- Lesson 2 – Using Search Engine to Locate Information

Most Essential Learning Competency

Use a search engine to conduct a guided search on a given topic.

After going through this module, you are expected to:

1. define search engine;
2. enumerate the different search engines commonly used;
3. use search engines in finding information and resources;
4. enumerate the steps in using a search engine; and
5. use a search engine in finding information.



What I Know

Let us check your prior knowledge on the different basic internet questions. Choose the best answer. Write your answer on a separate sheet.

PRE-TEST

Read the following questions and choose the letter of the best answer.

1. What is the World Wide Web?
 - A) a computer game
 - B) a software program
 - C) another name for the Internet
 - D) a part of the Internet that enables information-sharing via interconnected pages

2. Which is the best search tool for finding Web sites?
 - A) library
 - B) search engines
 - C) subject directories
 - D) discussion groups

3. Which of the following is NOT needed in using search engine?
 - A) browser
 - B) internet connection
 - C) social media account
 - D) computer or mobile phone

4. Which description does NOT apply to the Internet?
 - A) a vast network that connects millions of computers around the world
 - B) a public network neither owned nor run by any one group or individual
 - C) a catalog of information organized and fact-checked by a governing body
 - D) an interconnected system of networks that allows for communication through e-mail and the World Wide Web

5. Which one of the following is a search engine?
 - A) Google
 - B) Netscape
 - C) Macromedia Flash
 - D) Librarians' Index to the Internet

6. Which of the following is a TRUE statement?
 - A) Web sources must be cited in your report. You are not free to plagiarize.
 - B) You are free to copy information you find and include it in a report.
 - C) You do not have to cite the Web sources you use in your research report.
 - D) You should never consult Web sources when you are doing a research report.

7. What is a URL?
 - A) a type of UFO
 - B) a computer software program
 - C) an acronym for Unlimited Resources for Learning
 - D) the address of a document or "page" on the World Wide Web

8. Why are search engines important?
 - A) They sort through information; kind of like a library card catalog.
 - B) Makes it easier to find information rather than linking to it yourself.
 - C) You can narrow your search down to the exact information you need with a search engine.
 - D) All of the above.

9. Which of the following is a true statement about the Internet and the library? They both:
 - A) close after hours.
 - B) provide up-to-the-minute news.
 - C) provide access to newspapers, magazines, and journals.
 - D) have an expert librarian or specialist to answer your questions.

10. Which of the following is an example of URL?
 - A) <https://www.classzone.com>
 - B) Internet browser
 - C) Google Chrome
 - D) Facebook

Lesson

1

Introduction to Search Engine

Technology has brought us many changes. The way how we learn and discover things has changed also. Finding information using the search engine is one of the advancements in education that technology brought to us. In this lesson, we will learn the search engine.



What's In

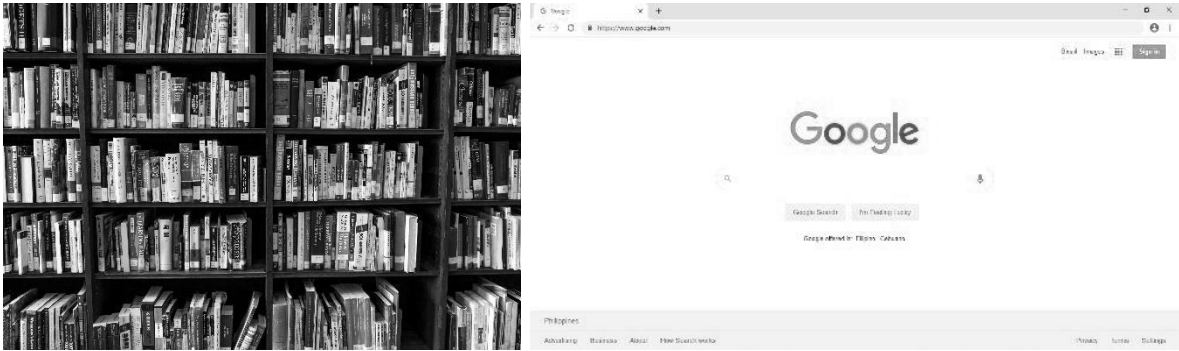
Nowadays, libraries and the internet are two of the widely used and acceptable resources of information. You may compare and contrast the library and the internet using the activity below.



Notes to the Teacher

Using the provided activity below, assist the student in completing the assigned task. You may help them recall their previous ideas to complete the activity below.

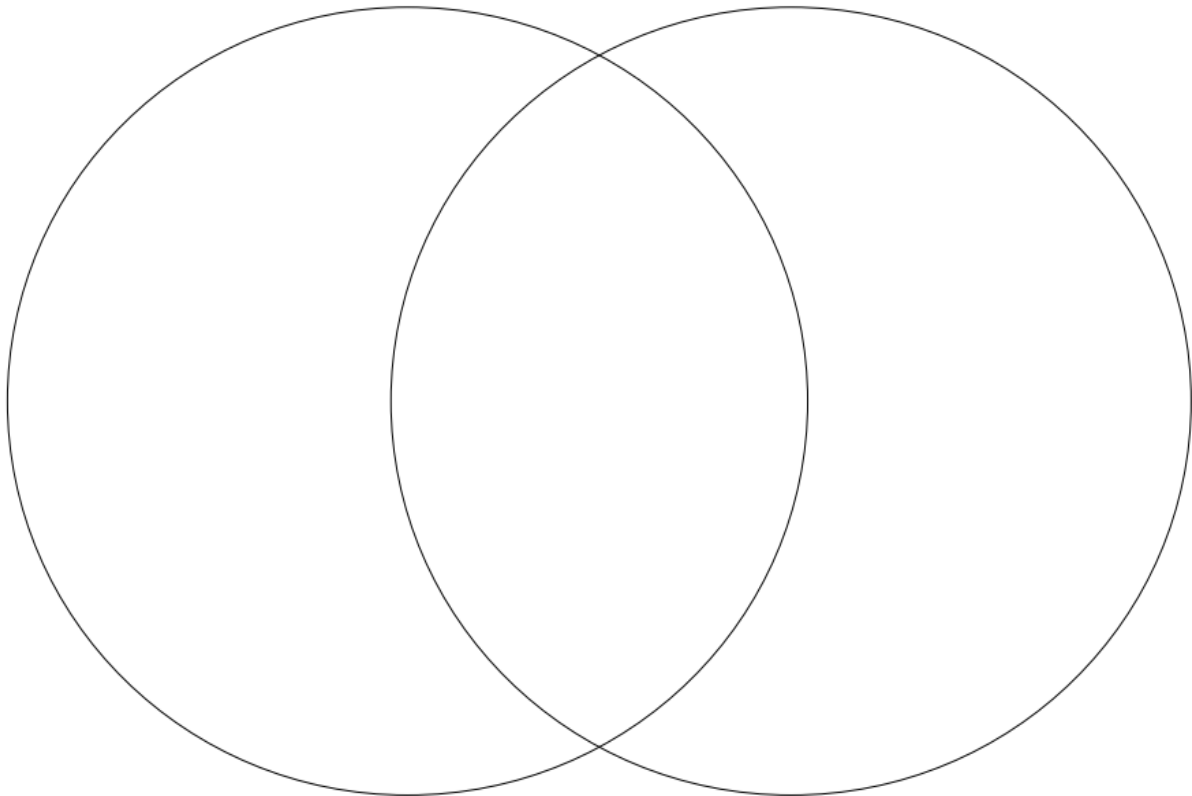
Observe the following pictures and write their similarities and differences using the Venn Diagram indicated below.



Venn diagram

LIBRARY

SEARCH ENGINE



DIFFERENCES

SIMILARITIES

DIFFERENCES



What's New

Take a look at the pictures below and recall if you have seen them during your web surfing. Are you familiar with the following? Using a separate sheet of paper, answer the question below:




(Image source: <https://www.liveenhanced.com/worlds-top-15-search-engines-list-updated-list-of-2018/>)

Questions:

1. What do you use when you want to find answers to your questions using the World Wide Web or the Internet?

2. Which of the listed search engines above do you use to look for information online?

3. In what ways or instances do you use these tools?

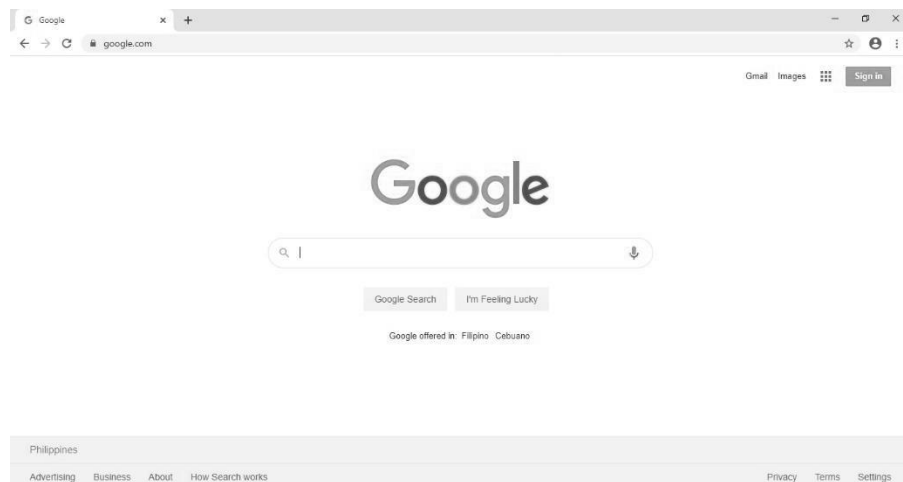


What is It

Let us further explain the use of a search engine in finding information by reading the text below.

Read the short text below to understand the search engine.

The Search Engine

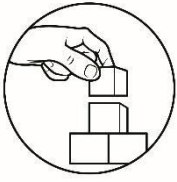


Google Homepage (<http://www.google.com>)

A **search engine** is a website through which users can search internet content. To do this, users enter the desired search term into the search field. The search engine then looks through its index for relevant websites and displays them in the form of a list. The search engine's internal evaluation algorithm determines which position a website will get in the search results. Google, Bing and Yahoo are examples of popular search engines.

You may type in any of the addresses on the URL bar of your web browser (Google Chrome, Safari or Mozilla Firefox) and key in any words or phrases to look for information.

Search Engine	Address
Google	www.google.com
Yahoo	www.yahoo.com
Yandex	www.yandex.com
Aol	www.aol.com
Ask	www.ask.com
Baidu	www.baidu.com



What's More

Let us practice finding information using your preferred search engine and fill in the table below.

Where in the World

Use any search engine to find out where each of the landmarks below can be found in the world. Identify the country where the landmark is located and write your answers in the space provided.

LANDMARK	WHERE IN THE WORLD? (COUNTRY)
Statue of Liberty	1.
Eiffel Tower	2.
Big Ben	3.
St. Peter's Basilica	4.
Stonehenge	5.
Taj Mahal	6.
Buckingham Palace	7.
Pompeii	8.
San Juanico Bridge	9.
Borobudur	10.



What I Have Learned

After learning the concept of search engine and the ones that are commonly used, let us explore more on this in the following activity.

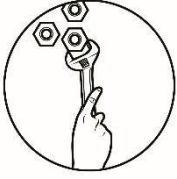
Brainy WebQuest

Materials needed: 1. Laptop/Computer/Smartphone
2. Internet browser

Follow the steps below for the search activity:

1. Go to <http://www.enchantedlearning.com/subjects/anatomy/brain/index.shtml> and read the information there to help you answer these questions about the brain.
 - a) What are the three main parts of the brain?
 - b) How much oxygen and blood flow does the brain receive?
 - c) What is the size of an adult brain?
 - d) The brain and the _____ make up the CNS or the _____.
 - e) What is the function of the CNS?

2. Now type in this address and record the definitions for the lobes of the brain. <http://www.waiting.com/brainanatomy.html>
 - a) Frontal lobe
 - b) Temporal lobe
 - c) Occipital lobe
 - d) Parietal lobe



What I Can Do

Let us further develop your skills in web-searching and note-taking of information by doing the activity below. Write your answers on a separate sheet of paper.

Skeletal System WebQuest

Follow the following activity:

1. Type in this address to get to your WebQuest site:

<https://www.factmonster.com/dk/encyclopedia/science/skeletal-system>

2. Go to the Your Skeleton System Site and use the information you find there to answer these questions.

- a) Why is the skeletal system important? Give at least three reasons.

- b) How many bones does the human body have?

- c) Name the longest and shortest bone in the human body. State where they are found.

- d) How do bones move?

- e) What can be found in the center of bones and what does it do?



Assessment

You are now ready to use the search engines to look for different information. With that, you are now ready to answer your final task. Use a separate sheet of paper.

A. Using any search engine, answer the following questions. Include the website or author:

1. Who wrote the first opera?

Source:

2. What is utopia?

Source:

3. What was the first bank in the Philippines?

Source:

4. What was the first skyscraper?

Source:

5. What is the smallest bird in the world?


Source:

B. Research for the following information about the COVID-19 below. Cite the sources.

1. History and Origin

2. Symptoms

3. Ways to avoid the spread of COVID-19

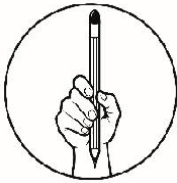


Additional Activities

Using the search engine, identify the top 20 companies in the Philippines.

Lesson**2****Using Search Engine to Locate Information**

The creation of the Internet has changed the way people around the world find information. Instead of just opening and reading books, dictionaries, phonebooks, and maps, people often choose the Internet to find the information they need. But finding the right information on the Internet can sometimes be difficult. This lesson will help you find information from various resources using electronic search engines.

***What I Know***

Let us check your prior knowledge on the different basic internet questions. Choose the best answer.

Let us recall what you have learned about web-searching using the common search engines.

Internet Search KWL Chart

Using the table below, fill in what you know (K), what you want to learn (W) and what you have learned (L) about searching through the internet.

K What I Know	W What I Want To Learn	L What I Have Learned



Notes to the Teacher

Let us help the student recall the concept of search engine and its uses by completing this short conversation. You need to help the learner define the search engine by arranging the statement in the box.




What's In

Complete the statement below by rearranging the statement inside the box. Write your answer inside the dialogue box.

information / is a special kind / you need / of website that can help you / find the

How will I know the recipe of *Tinolang Manok* using the internet?

You should use a search engine. A search engine

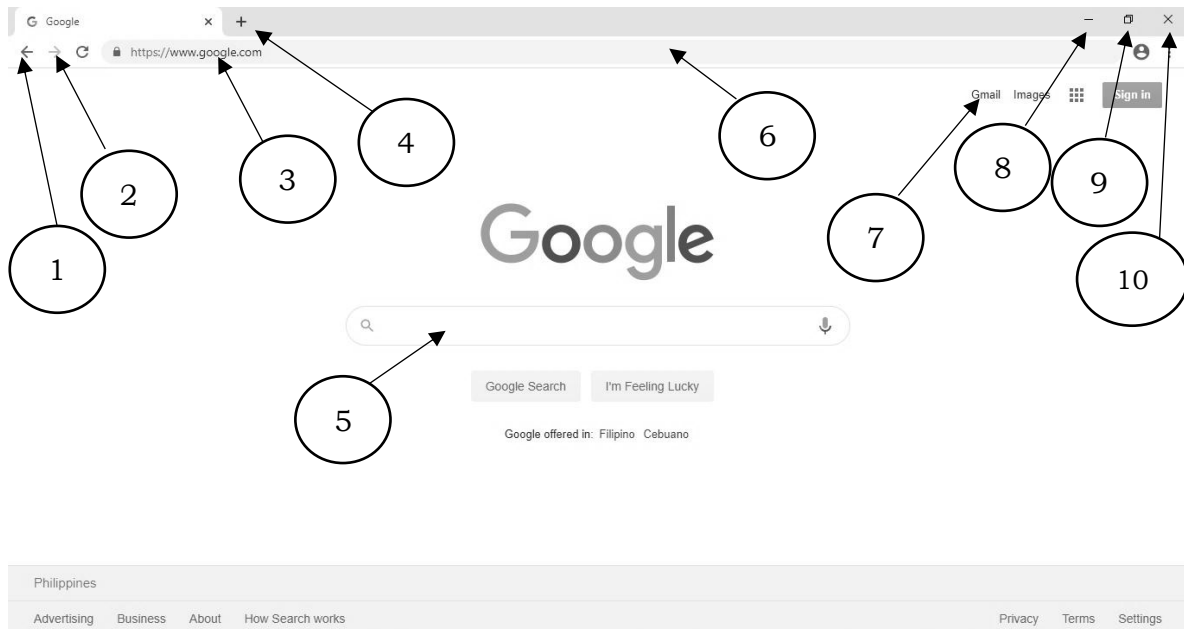




What's New

Let us identify the parts of a search engine homepage in the following activity. Choose your answers from the list of words below. Use a separate sheet of paper.

- web address (URL)
- backward button
- address bar
- search bar
- close button
- minimize button
- add new tab
- maximize button
- a link
- forward button



1. _____
2. _____
3. _____
4. _____
5. _____
6. _____
7. _____
8. _____
9. _____
10. _____







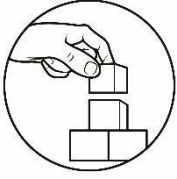
What is It

Let us take note of the basic steps in finding information as presented in the table below.

How to research with a search engine?

(https://carnegiecyberacademy.com/documents/Lesson11_SearchEngines_ResearchTips.pdf)

	<p>Figure out what you need to know.</p> <p>It helps to start out by writing down everything you already know about your topic and what you think you may need to know for your report. If you don't know anything about your topic, you can also try an encyclopedia website like "Encyclopedia Britannica," or talk to a librarian or teacher.</p>
	<p>Combine keywords to focus your search.</p> <p>If you just search for "George Washington," you will find lots of information that might not be necessary for your report. For easy gathering of information, you may use several keywords inside quotation marks. (Example: George Washington "birthdate") You may also use some keywords that you have learned from one site to another to help you focus on the search topic.</p>
	<p>Double-check your information.</p> <p>Look for sites that list their references and source materials which will explain where the author found the information. Always double-check the information you find on the Internet against an offline trusted resource to make sure it is correct.</p>
	<p>Bookmark reliable sites.</p> <p>When you find a site that is a good resource, add it to your web browser favorites or bookmarks so you can find it again easily. This will help you locate the resources in case you need the same information in the future.</p>



What's More

Let us practice your skills in finding information using search engines.

Search Engine Challenge

Use the search engine to look for reliable websites to answer the following questions. Write your answers on a separate sheet.

1. When was Dr. Jose P. Rizal born?

2. How many planets are in the Solar System?

3. What is the capital city of Abra Province?

4. What is the scientific name for humans?

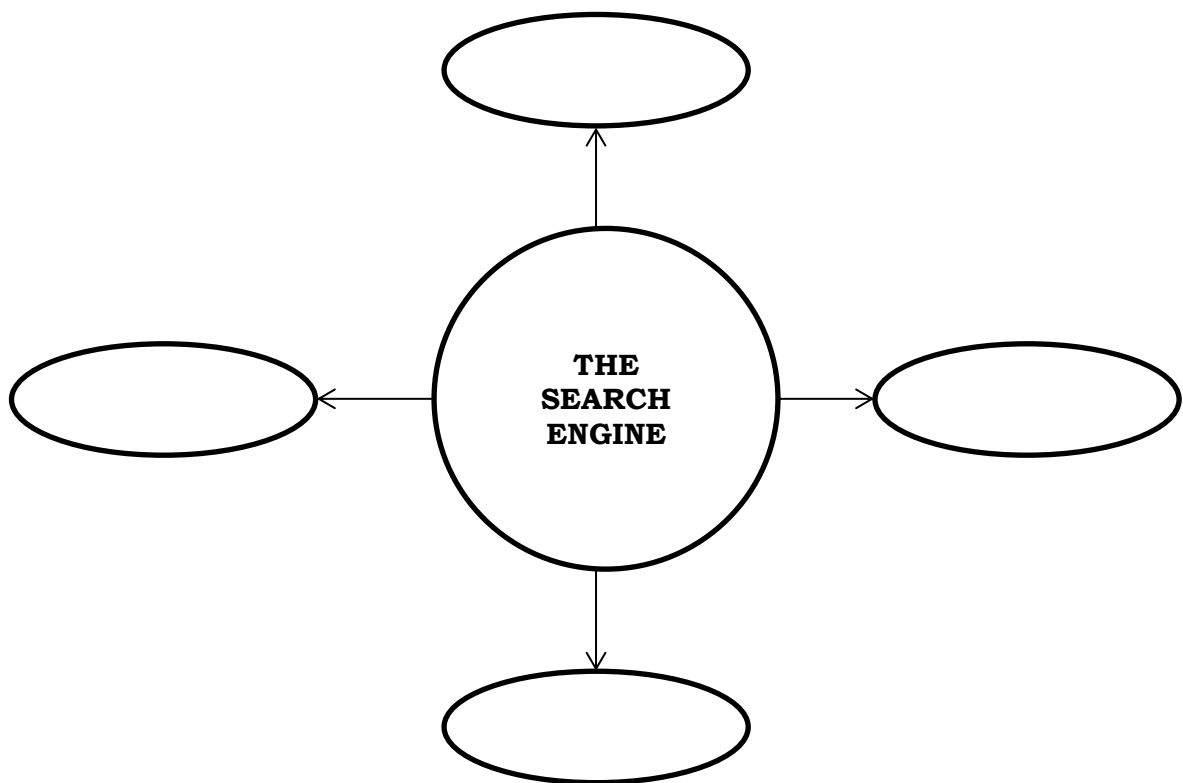
5. Who painted the Spolarium?

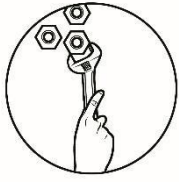


What I Have Learned

Let us review some important points on search engine using the activity below.

- A. Using the graphic organizer below, connect as many words as possible that you can associate with the use of search engine.





What I Can Do

Let us practice further your skills on using the search engine with the activity below.

City Challenge

Using the search engine, research about the city you want to see. Record all the interesting information you find and write it on the space provided below.

City Fact File

Facts about _____ City (e.g. New York City, Baguio City)

Country:

Population:


Currency:

Language:

Someone famous from that city:

A famous landmark from that city:

A picture of a famous landmark



Other facts about that city



Assessment

Now that you are equipped with the knowledge in using a search engine, let us wrap up our lesson with our last activity.

My Dream Job

Directions: List down your three dream jobs in the future. Using the search engine, look for basic information on companies that you might like to work for in the future and write in the table provided.

- A. List down your ultimate dream job in the future. (e.g., doctor, teacher, scientist, artist, dancer, singer, etc.)

My Dream Jobs:


Example: *K-pop singer*

1. _____
2. _____
3. _____

- B. Company Information

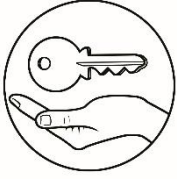
Imagine yourself working in a company or organization in the future. Fill in the table with information you have found using the search engine.

What's the name of the company/organization?	What's the web address (URL)?	What's the company address?	Telephone number	What is the schedule of work?
<i>Example: S.M. Entertainment</i>	<i>www.smtown.com</i>	<i>Seoul, South Korea</i>	<i>+82262409800</i>	<i>Flexible time</i>
1.				
2.				
3.				



Additional Activities

Using the search engine, look for the most commonly misspelled words.



Answer Key

Lesson 1

<p>What's More</p> <ol style="list-style-type: none">1. USA2. FRANCE3. ITALY4. LONDON5. ENGLAND6. INDIA7. LONDON8. ITALY9. PHILIPPINES10. INDONESIA	<p>What I Know</p> <ol style="list-style-type: none">1. C2. B3. C4. C5. A6. A7. D8. D9. C10. A
---	--

Lesson 2

<p>What's New</p> <ol style="list-style-type: none">1. Backward button2. Forward button3. Web address4. Add New tab5. Search bar6. Address bar7. A link8. Minimize button9. Maximize button10. Close	<p>What's More</p> <ol style="list-style-type: none">1. June 19, 28612. Eight3. Banged4. Home sapiens5. Juan Luna	<p>What's In</p> <p>A search engine is a special kind of website that can help you find the information you need.</p>
--	--	--

References

- "Internet Searching Worksheets". 2020. *Teach-Nology.Com*. https://www.teach-nology.com/worksheets/critical_thinking/internet/.
- "Using Search Engines Worksheets & Teaching Resources | Tpt". 2020. *Teacherspayteachers.Com*. <https://www.teacherspayteachers.com/Browse/Search:using%20search%20engines>.
- "Searching The Internet". 2020. *TES Resources*. <https://www.tes.com/teaching-resource/searching-the-internet-6334061>.
- "Sources And Search Engines". 2020. *Curriculum.Code.Org*. <https://curriculum.code.org/csd-1718/unit2/12/>.
- "Internet Search Activities Workbook No. 1". 2020. *Bepublishing.Com*. <https://www.bepublishing.com/internet-search-activities-workbook-no-1.html>.
- "Internet Search Activities Workbook No. 2". 2020. *Bepublishing.Com*. <https://www.bepublishing.com/internet-search-activities-workbook-no-2.html>.
- "The Internet And Real World Venn Diagram Worksheet". 2020. *Teach-Nology.Com*. <https://www.teach-nology.com/worksheets/research/internet/venn/index.html>.
- "Internet Sources And Library Catalogs Venn Diagram Worksheet". 2020. *Teach-Nology.Com*. <https://www.teach-nology.com/worksheets/research/internet/venn2/index.html>.
- "Homework Center: Finding Information On The Internet: Using Search Engines". 2020. *Infoplease*. <https://www.infoplease.com/homework-help/homework-center-finding-information-internet-using-search-engines>.
- "Search Engines & Research Tips". 2020. *Carnegiecyberacademy.Com*. https://carnegiecyberacademy.com/documents/Lesson11_SearchEngines_ResearchTips.pdf.
- "Basic Internet Search Techniques". 2020. *File.Lacounty.Gov*. http://file.lacounty.gov/SDSInter/dhs/204498_Basicinternetsearchtechniques.pdf.
- "Internet Skills Exercise 2". 2020. *ICCB.Org*. https://www.iccb.org/iccb/wp-content/pdfs/adulted/Manufacturing%20Curriculum/Supplements/05_Internet_Skills_Exercise_2.pdf.
- "Basic Internet Navigation". 2020. *APVA.US*. https://www.apva.us/wp-content/uploads/2016/07/REEPcurricu_200-250_Navigation-and-Search.pdf.
- "Explore The Brain - Enchantedlearning.Com". 2020. *Enchantedlearning.Com*. <https://www.enchantedlearning.com/subjects/anatomy/brain/index.shtml>.
- "A Guide To Brain Anatomy". 2020. *Waiting.Com*. <http://www.waiting.com/brainanatomy.html>.
- "DK Science: Skeletal System". 2020. *Factmonster.Com*. <https://www.factmonster.com/dk/encyclopedia/science/skeletal-system>.

For inquiries or feedback, please write or call:

Department of Education - Bureau of Learning Resources (DepEd-BLR)

Ground Floor, Bonifacio Bldg., DepEd Complex
Meralco Avenue, Pasig City, Philippines 1600

Telefax: (632) 8634-1072; 8634-1054; 8631-4985

Email Address: blr.lrqad@deped.gov.ph * blr.lrpd@deped.gov.ph