


6

MAPEH - Arts

Quarter 2 – Module 1: Digital Painting



MAPEH - Arts
Alternative Delivery Mode
Quarter 2 – Module 1: Digital Painting
First Edition, 2020

Republic Act 8293, section 176 states that: No copyright shall subsist in any work of the Government of the Philippines. However, prior approval of the government agency or office wherein the work is created shall be necessary for exploitation of such work for profit. Such agency or office may, among other things, impose as a condition the payment of royalties.

Borrowed materials (i.e., songs, stories, poems, pictures, photos, brand names, trademarks, etc.) included in this module are owned by their respective copyright holders. Every effort has been exerted to locate and seek permission to use these materials from their respective copyright owners. The publisher and authors do not represent nor claim ownership over them.

Published by the Department of Education
Secretary: Leonor Magtolis Briones
Undersecretary: Diosdado M. San Antonio

Development Team of the Module

Author: Joel V. Patenio
Editor: Joyce M. Toriaga
Reviewers: Margie R. Ibuyan, Rebecca R. Ibarreta,
Mahnnie Q. Tolentino, Hajji S. Tropa
Illustrator: Danny U. Nagtalon
Layout Artist: Gerry D. Almanon
Management Team: Ramir B. Uytico, Pedro T. Escobarte
Miguel Mac D. Aposin, Jerson B. Labos
Elena P. Gonzaga, Donald T. Genine, Jerry A. Oquendo
Dobie Parohinog, Rebecca R. Ibarreta,
Mahnnie Q. Tolentino, Hajji S. Tropa, Rovie C. Abello

Printed in the Philippines by _____

Department of Education – Region VI – Western Visayas

Office Address: Duran St., Iloilo City
Telefax: (033) 336-2816, (033) 509 7653
E-mail Address: region6@deped.gov.ph

MAPEH - Arts

Quarter 2 – Module 1:

Digital Painting

Introductory Message

This Self-Learning Module (SLM) is prepared so that you, our dear learners, can continue your studies and learn while at home. Activities, questions, directions, exercises, and discussions are carefully stated for you to understand each lesson.

Each SLM is composed of different parts. Each part shall guide you step-by-step as you discover and understand the lesson prepared for you.

Pre-tests are provided to measure your prior knowledge on lessons in each SLM. This will tell you if you need to proceed on completing this module or if you need to ask your facilitator or your teacher's assistance for better understanding of the lesson. At the end of each module, you need to answer the post-test to self-check your learning. Answer keys are provided for each activity and test. We trust that you will be honest in using these.

In addition to the material in the main text, Notes to the Teacher are also provided to our facilitators and parents for strategies and reminders on how they can best help you on your home-based learning.

Please use this module with care. Do not put unnecessary marks on any part of this SLM. Use a separate sheet of paper in answering the exercises and tests. And read the instructions carefully before performing each task.

If you have any questions in using this SLM or any difficulty in answering the tasks in this module, do not hesitate to consult your teacher or facilitator.

Thank you.



What I Need to Know

This module was designed and written with you in mind. It is here to help you master art. The scope of this module permits it to be used in many different learning situations. The language used recognizes the diverse vocabulary level of students. The lessons are arranged to follow the standard sequence of the course. But the order in which you read them can be changed to correspond with the module you are now using.

After going through this module, the learner is expected to:

1. Realizes the art processes, elements and principles still apply even with use of technologies.



What I Know

FACT or BLUFF. Write **FACT** for the pictures that apply the use of technologies and **BLUFF** if they are not.

1.



2.



3.



4.



5.



6.



7.



8.



9.



10.



1. <https://www.indiamart.com/proddetail/desktop-computer-13477079255.html>

2. <https://www.lakeshorelearning.com/products/classroom-decorations/accents/crayon-accents/p/DD197/#>

3. <https://www.amazon.com/Artlicious-Purpose-Acrylic-Watercolor-Gouache/dp/B075F8962Q>

4. <https://www.indiamart.com/proddetail/steel-almirah-paint-15618991430.html>

5. https://en.wikipedia.org/wiki/Computer_mouse

6. <http://hecklerandkoch.biz/hp-envy-photo-7855-all-in-one-printer-inkjet-all-in-one-printers-2/>

7. https://all-free-download.com/free-vector/download/set-of-yellow-pencils-isolated_312975.html

8. <https://www.microsoft.com/en-us/d/surface-laptop-3/8vfggh1r94tm?activetab=pivot:overviewtab>

9. <https://www.printingnews.com/software-workflow/product/10877697/paradigm-imaging-group-widetek-25-flatbed-scanners>

10. <https://bluschoolsupplies.com/products/pink-latex-free-beveled-eraser>

Lesson

1

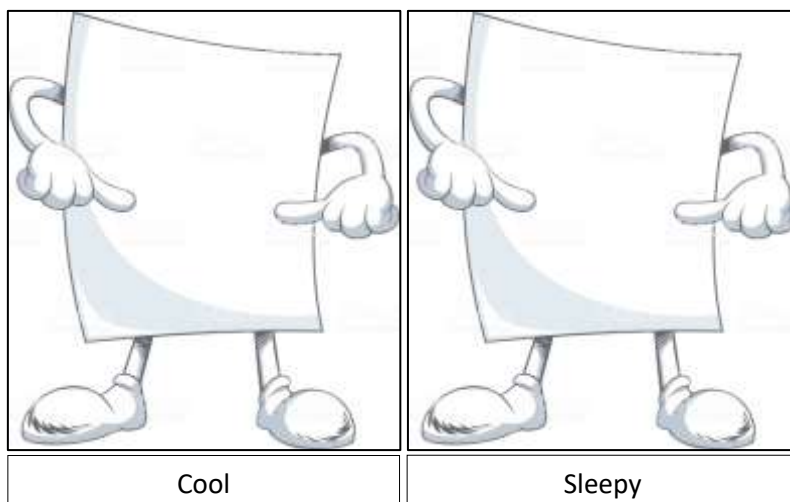

Digital Painting

After going through this lesson, the learner is expected to realize that art processes, elements and principles still apply even with the use of technologies.



What's In

Show your creativity. Draw a cartoon character of yourself when you are happy, shock, angry, cool and sleepy. <https://www.gettyimages.be/detail/illustratie/blank-paper-cartoon-character-pointing-to-royalty-free-illustraties/472343727>



What can you say about your work?

Can technology be used in making your cartoon character? How do you think so?



Notes to the Parent Teacher/Facilitator

The parent teacher/facilitator will provide pictures found at home, any available materials or search in internet as examples so that the learner can easily understand what is being discussed in this module. He/she should also monitor closely the progress of the child.



What's New

Look and observed the two pictures. The first picture is a traditional painting using acrylic as medium while the second picture is digitally painted.



Picture 1



Picture 2

<https://www.youtube.com/watch?v=cq1dWYhJ6UE>

<https://www.pinterest.ph/pin/533535887107468303/>

Both pictures have:

- | | | |
|---------|------------|--------|
| colors | line | shapes |
| text | space | form |
| texture | proportion | rhythm |
| scale | font | |

Select in the box the similarities of the two pictures and write it in your answer sheet/notebook.



What is It

What is digital painting?

Painting is a well-known art form since beginning of time and until now. But nowadays, the traditional form of painting comes to a new form of art – the Digital Painting. The perennial change in painting has now utilized the use of digital software and tools to create artworks. The creation of digital painting relies heavily on the use of computer and painting software which use paint brush much like traditional painting. Because of the inclusion of computers or technology to painting, every goals of painting becomes easier to achieve. Furthermore, computers allow the artist to enhance their skills and creativity in painting. Though computers do not really paint for you more than paint brushes do, this digital tool offers you technologies that have become vital in the field of arts. Computers also offer a lot of advantages in painting. These are as follows:

- Mistakes and errors are much easier to correct.
- Less messy and more organized work environment.
- Colors do not fade and brushes will never be shabby.
- Stages and versions can be accessed and retrieved any time.
- Transferable and printable.
- Easier distribution and reproduction of works to interested clients/parties.
- Easier duplication of works (ideal for working with clients)
- Less costly since one does not need to buy art materials when they ran out.

Painting is the practice of applying paint, pigment, color or other medium to a surface. The application of the medium is commonly applied to the base with brush but other object may be used. While Digital painting is an emerging art form in which traditional painting techniques such as water color, oils, acrylic, impasto etc. are applied using digital tools by means of a computer, a digitizing tablet and stylus and software. Digital painting process is also likely the same as traditional painting, elements of arts such as color, form, line, shape, space and texture are still used together with the principles of art like scale, proportion, unity, variety, rhythm, mass and space, minus the materials, tools and how the artwork to be paint. Digitally painted arts are highly defined, bold appearance and sharp forms images. Its gradient is perfectly smooth and it is more realistic.

Check-up questions

1. What is digital painting?
2. Are Elements and principle of arts still used in Digital Painting? What are examples of these elements and principles of arts?
3. What technology is used in digital painting?
4. As an artist, how helpful is digital painting?
5. What are the advantages of using computers in digital painting?



What's More

Now you have learned about digital painting, let us now practice what you have learned.

Can you identify a digital painting when shown together with a traditional one?

Observe these paintings closely. Apply your learning to appreciate them. Tell how the artists expressed themselves in unique ways.



Painting 1



Painting 2

<https://www.pinterest.ph/pin/835065955880308047/>

<https://www.shutterstock.com/image-illustration/digital-painting-acacia-trees-african-summer-411730603>

Guide Questions

1. What can you say about the two paintings, are they the same? Why?
2. In what way are they in common?




What I Have Learned

How do you realize that art processes, elements, and principles still apply to digital painting?



What I Can Do

Look at these two paintings of Vincent Willem van Gogh a Dutch post-impressionist painter who is among the most famous and influential figures in the history of Western Art.



Oil on canvas painting (self-portrait)
By: Vincent Willem van Gogh



State-of-the-art digital painting
By: Tacdao Cern

https://en.wikipedia.org/wiki/Vincent_van_Gogh

https://www.reddit.com/r/gifs/comments/2kc0is/tadao_cern_made_a_digital_recreation_of_van_goghs/



Assessment

Directions: Study the following digital paintings and tell something about each painting in terms of color, line, shape and texture. Are these characteristics also found in a traditional painting?



<https://arthur.io/art/artem-rhads-chebokha/0?ctr=1>
<https://www.pinterest.ph/pin/23418724935553102/>



Additional Activities

Research at least 2 paintings, one digitally painted and the other a traditional one, and paste them on bond paper. In a brief description, tell the similarities between the two paintings.



Answer Key

<p>What's More</p> <p>No</p> <p>Painting 1 – painted traditionally</p> <p>Painting 2 – digitally painted</p> <p>Assessment</p> <p>Pupils answer may vary</p>	<p>What's New</p> <p>colors line shapes space form texture proportion rhythm scale</p> <p>Pupils answer may vary</p> <p>What is It</p> <p>1. Digital painting is the use of digital software and tools to create artworks. 2. The technology used in digital painting is computer 3. Pupils answer may vary 4. Pupils answer may vary</p> <p>vary</p>	<p>What I Know</p> <ol style="list-style-type: none"> 1. Fact 2. Bluff 3. Bluff 4. Bluff 5. Fact 6. Fact 7. Bluff 8. Fact 9. Fact 10. Bluff
--	---	--

References

Retrieved from:

<https://www.lakeshorelearning.com/products/classroom-decorations/accents/crayon-accents/p/DD197/#>
<https://www.indiamart.com/proddetail/desktop-computer-13477079255.html>
<https://www.amazon.com/Artlicious-Purpose-Acrylic-Watercolor-Gouache/dp/B075F8962Q>
<https://www.indiamart.com/proddetail/steel-almirah-paint-15618991430.html>
https://en.wikipedia.org/wiki/Computer_mouse
<http://hecklerandkoch.biz/hp-envy-photo-7855-all-in-one-printer-inkjet-all-in-one-printers-2/>
https://all-free-download.com/free-vector/download/set-of-yellow-pencils-isolated_312975.html
<https://www.microsoft.com/en-us/d/surface-laptop-3/8vfggh1r94tm?activetab=pivot:overviewtab>
<https://www.printingnews.com/software-workflow/product/10877697/paradigm-imaging-group-widetek-25-flatbed-scanners>
<https://bluschoolsupplies.com/products/pink-latex-free-beveled-eraser>
<https://www.gettyimages.be/detail/illustratie/blank-paper-cartoon-character-pointing-to-royalty-free-illustraties/472343727>
<https://www.youtube.com/watch?v=cq1dWYhJ6UE>
<https://www.pinterest.ph/pin/533535887107468303/>
<https://www.pinterest.ph/pin/835065955880308047/>
<https://www.shutterstock.com/image-illustration/digital-painting-acacia-trees-african-summer-411730603>
<https://curiator.com/art/artem-rhads-chebokha/0>
<https://www.pinterest.ph/pin/234187249355553102/>
https://en.wikipedia.org/wiki/Vincent_van_Gogh
https://www.reddit.com/r/gifs/comments/2kc0is/tadao_cern_made_a_digital_recreation_of_van_goghs/

For inquiries or feedback, please write or call:

Department of Education - Bureau of Learning Resources (DepEd-BLR)

Ground Floor, Bonifacio Bldg., DepEd Complex
Meralco Avenue, Pasig City, Philippines 1600

Telefax: (632) 8634-1072; 8634-1054; 8631-4985

Email Address: blr.lrqad@deped.gov.ph * blr.lrpd@deped.gov.ph