


TLE – Barbering

Quarter 2 – Module 1: (Lessons 1 -3)

Treat Hair and Scalp Condition



TLE – Grade 9
Alternative Delivery Mode
Quarter 2 – Module 1: Treat Hair and Scalp Condition
First Edition, 2020

Republic Act 8293, section 176 states that: No copyright shall subsist in any work of the Government of the Philippines. However, prior approval of the government agency or office wherein the work is created shall be necessary for exploitation of such work for profit. Such agency or office may, among other things, impose as a condition the payment of royalties.

Borrowed materials (i.e., songs, stories, poems, pictures, photos, brand names, trademarks, etc.) included in this module are owned by their respective copyright holders. Every effort has been exerted to locate and seek permission to use these materials from their respective copyright owners. The publisher and authors do not represent nor claim ownership over them.

Published by the Department of Education
Secretary: Leonor Magtolis Briones
Undersecretary: Diosdado M. San Antonio

Development Team of the Module

Writers: Naomi H. Limbaga, Lyndon Rey A. Engaño,
Connie D. Alquizar, Brenda R. Cantil

Editor: Norvina A. Tubongbanua, Alma M. beton

Reviewers: Glyn V. Sayson

Illustrator: Jaypee C. Raguro, Vergil S. Manalili, Chrizza Mae D. Alquizar

Layout Artist: Naomi H. Limbaga

Management Team: Ruth L. Fuentes

Eugenio B. Penales

Sonia D. Gonzales

Juliet A. Magallanes

Florencio R. Caballero

Alma D. Belarmino

Printed in the Philippines by _____

Department of Education – Region IX

Office Address: Regional Center, Balintawak, Pagadian City

E-mail Address: region9@deped.gov.ph

TLE

Quarter 2 – Module 1: Treat Hair and Scalp Condition



Introductory Message

This Self-Learning Module (SLM) is prepared so that you, our dear learners, can continue your studies and learn while at home. Activities, questions, directions, exercises, and discussions are carefully stated for you to understand each lesson.

Each SLM is composed of different parts. Each part shall guide you step-by-step as you discover and understand the lesson prepared for you.

Pre-tests are provided to measure your prior knowledge on lessons in each SLM. This will tell you if you need to proceed on completing this module or if you need to ask your facilitator or your teacher's assistance for better understanding of the lesson. At the end of each module, you need to answer the post-test to self-check your learning. Answer keys are provided for each activity and test. We trust that you will be honest in using these.

In addition to the material in the main text, Notes to the Teacher are also provided to our facilitators and parents for strategies and reminders on how they can best help you on your home-based learning.

Please use this module with care. Do not put unnecessary marks on any part of this SLM. Use a separate sheet of paper in answering the exercises and tests. And read the instructions carefully before performing each task.

If you have any questions in using this SLM or any difficulty in answering the tasks in this module, do not hesitate to consult your teacher or facilitator.

Thank you.

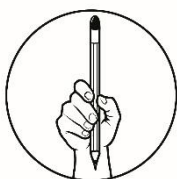


What I Need to Know

What you will learn the following lessons would let you acquire skills in treating hair and scalp condition.

At the end of the lesson, the learners are expected to:

1. Prepare supplies and materials for hair and scalp treatment
2. Select appropriate hair and scalp treatment
3. Refer client to the health personnel if needed.



What I Know

Pre-Test

Directions: Read and understand the questions below. Write the letter only. Use a separate sheet of paper for your answers.

1. How to display tools for efficient use?
 - a. Place them in a logical order – that is, according to when a tool is to be used when treating a patient's hair and scalp?
 - b. Display them in a chronological order
 - c. Arrange them alphabetically
 - d. Place them in a tray
2. Towels, capes and other outer gowns must be prepared and _____.
 - a. clean and displayed, ready to use for the client
 - b. thrown afterwards
 - c. placed somewhere far
 - d. Immediately cleaned/laundered and stored in a closet ready for future use.
3. What is your best advice to clients/patrons with dry scalp, brittle hair, split ends, dyed hair, bleached hair and excessive dandruff?
 - a. hair cut
 - b. hair and scalp treatment
 - c. shampooing
 - d. conditioning
4. What is the most available and easy to provide material used for hair treatment?
 - a. commercial products
 - b. synthetic products
 - c. natural hair treatment
 - d. over the counter materials to be used
5. Which will you follow when using commercially prepared products for hair spa?
 - a. patron's direction
 - b. manufacturer's direction
 - c. teacher's direction
 - d. colleague's direction

Lesson**1****Barbering: Prepare supplies and materials for hair and scalp treatment**

In this lesson, you will learn how to prepare necessary supplies, and materials for hair and scalp treatment.

This is about providing a client the hair and scalp treatments needed and the barber's ability to select and perform a variety of hair and scalp treatments using appropriate supplies and materials to achieve a desirable outcome.

***What's In***

Direction: Fill in the missing letter. Write the answer in full word in your answer sheet.

1. __ A P __ - is a drape used to cover a customer while he is getting a haircut or other barbershop/salon services.
2. __ __ AM __ __ O - Oil-in-water emulsions with a pH range of 4.5 to 7.5
3. C __ ND __ T __ O __ I __ E __ - a substance used, often after shampooing, to detangle and improve the condition of the hair.
4. N _ C _ S _ RI _ - is a specialized paper used to prevent the chair cloth from touching the neck of the client for sanitary reasons
5. T _ O _ E _ - a piece of thick absorbent cloth or paper used for drying oneself or wiping things dry.

***What's New*****Activity 1**

Group the following items by using the table below.

Copy this table in your activity notebook and complete this table by writing your answers in the columns provided for.

Items	Supplies	Materials
gloves Oils Spirit based products Treatment conditioners Treatment shampoos Creams Lotions Comb/Brush Basin Trolley Neck Strip Towel Apron		



What is It

First Thing First

A. Check the Area

Clean and tidy work area – you must keep your work area clean and tidy always. Make sure that your trolley and workstation are prepared for the required service and that you are ready for the client to arrive. Sterilize your styling tools and other materials to ensure they are hygienic and ready for use.

Prior to the service, here are what you are going to do:

1. Make sure there is adequate room around the work area to allow easy and safe movement.
2. Ensure all work areas are free from hair, i.e. basin, chair, trolley, workstation/dressing unit and floor
3. Trolleys are supposed to be systematically cleaned between services removing unwanted items and replacing with fresh cleaned and sterilized items
4. Towels, capes and client outer gowns are clean and freshly laundered for service and removed after use
5. Check availability of product ranges

B. Prepare supplies

Make sure to analyze your client's hair first before taking out and prepare hair treatment products to avoid complications. Select and prepare them according to client's hair condition.

- a. Select appropriate hair treatment products according to hair condition and manufacturer's specifications.
- b. Identify different types of products according to clients need.
- c. Arrange products, tools and equipment suitable for your client's hair and scalp condition and further service.
- d. Separate products which are safe and fit for purpose from those that are not needed for the time being.

- e. Products should be displayed either at dressing/work area, on a separate display trolley or by a visual chart
- f. Ensure that client has full range of available product choice. Enough products available, in good condition, clean and appropriate for all possible treatment services.

Materials – in selecting materials, learners must:

- Choose a comb that is unbroken, flexible, well balanced, non-flammable, resistant to chemicals, and easy to clean. It should have widely spaced teeth and have no mold marks or sharp edges.
- Use only good quality tools to avoid damaging the hair and apply them gently and correctly.
- A good brush will penetrate and grip the hair and allow you to place the hair where you want it.
- Use the most appropriate items to apply and complete the hair or scalp treatment
- Use sectioning clips or clamps dividing hair – where appropriate – depending upon length and style – into manageable areas to handle the hair and access the scalp
- Prevent tools from causing damage or becoming stuck in the hair
- Use a wide-tooth comb to disentangle long hair from points to roots
- Show, by selection of tools at the start of the treatment, that they will be using the correct items, e.g. a sterile bowl and brush

Know some of the materials, supplies, products required for hair and scalp treatments

a. Tools/Materials

Combs, brushes, Sectioning clips.
Measuring and mixing containers
Bowl and brush
Towels, gowns, plastic capes, plastic caps

b. Supplies

Gloves, neck strip, Spirit based products, Treatment conditioners
Treatment shampoos,
Creams, Lotions, Oils



What's More

Activity: WORD SEARCH

Directions: Read the question carefully and write down the word found in the box in your paper.

1. A device made of solid material, generally flat, always toothed, and is used in hair care for straightening and cleaning hair or other fibers.
2. Pieces of clothing/vinyl which cover your hands and wrists and have individual sections for each finger. It is used to protect your hands from being contaminated with hazardous chemicals.
3. A drape used to cover a customer while he is getting a haircut or other barbershop/salon services.
4. It is a piece of absorbent fabric or paper used for drying or wiping wet hair. It draws moisture through direct contact, often using a blotting or a rubbing motion.
5. It is a liquid that conditions the cuticle and help the scale-like cells to lie flat, giving the hair a smoother and shinier appearance. They'll add moisture to your locks.

H	I	G	H	F	R	E	Q	U	E	N	C	Y	S
C	C	A	P	E	B	R	R	S	H	O	Q	U	W
O	O	E	F	L	I	P	P	E	R	W	U	N	A
M	O	N	L	I	T	O	W	E	L	E	I	A	G
B	R	O	D	M	R	L	T	R	O	L	L	E	Y
S	D	S	H	I	G	H	V	I	C	T	O	R	E
P	I	V	B	R	T	S	S	T	E	A	M	E	R
I	R	O	N	E	L	I	H	U	S	K	Y	P	S
E	G	L	O	V	E	S	O	N	G	E	R	N	E
S	E	C	T	I	O	N	I	N	G	C	L	I	P
E	R	O	R	G	N	A	T	I	E	N	O	R	Y
D	E	T	A	N	G	L	I	N	G	R	U	S	H



What I Have Learned

Direction: Answer the following questions. Write your answers on your activity notebook. Use the given clause to start your answer.

1. Why is it important to clean the area of your hair salon/barbershop?

Keeping the salon area tidy and hygienic is very important because...

2. What do you need to prepare for a hair and scalp treatment?

The first thing a barber must prepare to treat hair and scalp of a client is ...



What I Can Do

I - Direction: Write **TRUE** if the statement is correct and **FALSE** if the statement is wrong. Write your answer in a one-fourth sheet of paper.


1. In preparing or setting the tools/materials for hair and scalp treatment, make sure there is inadequate room around the work area.
2. You can apply any type of products not minding the client's need.
3. Towels and capes should be unclean and be made available.
4. You should wear gloves when applying styling and finishing products to prevent dermatitis and maintain healthy hands, and an apron to protect your clothes.
5. Tools are placed in a logical order for efficient use.



Assessment

Direction: Supply the correct answers to the following questions. Write the letter of your answer to your activity notebook.

1. How to display tools for efficient use?
 - a. Place them in a logical order – that is, according to when a tool is to be used when treating a patient's hair and scalp?
 - b. Display them in a chronological order
 - c. Arrange them alphabetically
 - d. Place them in a tray
2. Towels, capes and other outer gowns must be prepared and _____.
 - a. thrown afterwards
 - b. clean and displayed, ready to use for the client
 - c. placed somewhere far
 - d. immediately cleaned/launched and stored in a closet ready for future use.
3. What is your best advice to clients/patrons with dry scalp, brittle hair, split ends, dyed hair, bleached hair and excessive dandruff?
 - a. hair cut
 - b. hair and scalp treatment
 - c. shampooing
 - d. conditioning
4. What is the most available and easy to provide material used for hair treatment?
 - a. natural hair treatment
 - b. commercial products
 - c. synthetic products
 - d. over the counter materials to be used
5. Which will you follow when using commercially prepared products for hair spa?
 - a. patron's direction
 - b. teacher's direction
 - c. colleague's direction
 - d. manufacturer's direction



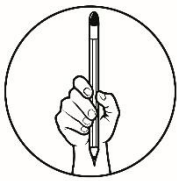
Additional Activities

II - Direction: Answer the following questions in your activity notebook.

1-7. What are the tools used in treating hair and scalp?

8-12. List down the equipment used for hair and scalp treatment.

13-15. Give at least three (3) safety rules in preparing the area for hair and scalp treatment



What I Know

Multiple Choice. Choose the letter of the best answer. Write the chosen letter on a separate sheet of paper.

1. Which commercial hair and scalp treatment is a treatment given to the hair in order to maintain hair's healthy condition, shine and glossiness?
 - a. Hair reborn
 - b. Hot Oil Treatment
 - c. Hair shampooing
 - d. Scalp conditioning
2. It is a natural hair and scalp treatment agent which can moisturize the scalp, and it's antifungal and antibacterial properties can help reduce the risk of infections?
 - a. Coconut oil
 - b. Avocado
 - c. Mashed bananas
 - d. Apple Cider
3. If you need a great treatment for dry scalp and even dandruff, which treatment agent will you select?
 - a. Mashed Bananas
 - b. Avocado
 - c. Coconut Oil
 - d. Apple Cider
4. Your client wants his hair to be reconditioned because he has dry brittle hair, split ends, and excessive dandruff. Which treatment will you give him?
 - a. Hair reborn
 - b. Hot oil
 - c. Shampoo
 - d. Conditioner
5. It's a treatment that contains monounsaturated fatty acids and polyunsaturated fatty acids that can both moisturize and protect your skin or scalp.
 - a. Apple Cider
 - b. Mashed bananas
 - c. Avocado
 - d. Aloe Vera

Lesson**2****Barbering: Select
Appropriate Hair and Scalp
Treatment**

Your hair is your crowning glory, and if you are suffering from thinning hair, itchy, flaky scalp, hair loss and other hair and scalp conditions, you may not feel as good as you should about the way others see you. But today, many great treatment options are available.

***What's In***

Put an X mark if you think the items in column A is a sample for materials or supplies.

Items	Supplies	Materials
Hair steamer		
Distilled water		
Timer		
Shampoo		
Conditioner		
Cape		
Neck strip		
Spa lotion		
Towel		

***What's New*****Definition of Terms**

- Follicles – *a small secretory cavity, sac, or gland*
- Sebum – *an oily secretion of the sebaceous glands*
- Topical – *relating or applied directly to a part of the body*
- Hair Spa – *a component of hair and scalp treatment that contains curative mineral/spring water that relaxes hair, making it relieved from any form of hair tension*
- Hot Oil Treatment – *a hair treatment given to a client/patron that suffers dry and brittle hair to prevent the occurrence of split ends*



What is It

Persistent itchiness is a sign of a dry scalp. Dandruff, soreness, and even hair loss can go along with it. Change in weather or a harsh ingredient in hair care products can be the cause of dry scalp.

Sometimes, not drinking enough water or washing your hair daily can be the culprit, though medical conditions like eczema or psoriasis could also be the cause. No matter the cause, we've put together some solutions for at-home and commercial treatment you can try to deal with your dry scalp.

Below are different natural and commercial hair and scalp treatment to select from. These are just a few of the many out there you can choose from.

1. Coconut oil has long been used for its skin health benefits, and dry scalp is no exception. It can moisturize the scalp, and it's antifungal and antibacterial properties can help reduce the risk of infections. It can even help treat atopic dermatitis.

How to use: Apply a small amount of melted coconut oil directly to your scalp, massaging it into the skin. Leave it to sit for at least 10 minutes before washing your hair as you normally would. Not only will this help with dry scalp, it will also leave your hair silky smooth.

2. Aloe vera has a few properties that can help with dry scalp. It has anti-inflammatory properties that can help reduce skin irritation, and it's also an effective moisturizing agent.

How to use: Apply it topically to your scalp, and let it sit for 10 minutes before washing it out. You can take oral aloe vera supplements, but they can act as a laxative so keep that in mind when taking them. You should also check out our list of benefits to drinking aloe vera juice.

3. Apple cider vinegar has several great health benefits that can reduce symptoms of dry scalp. It's an antimicrobial, which means it can eliminate the bacteria or fungi that could be causing itchiness. It's also anti-inflammatory and can help exfoliate your scalp, both of which can help treat dry scalp itself.

How to use: Mix one-part apple cider vinegar with two-parts water and apply it directly to the scalp. Let it sit for five minutes before washing it out with a gentle shampoo and conditioning your hair like normal.

4. Mashed Bananas are nourishing and moisturizing, making them a great treatment for dry scalp and even dandruff. Bananas are natural antimicrobial and the two benefits combined can help clear up your dry scalp.

How to use: Mash or blend a banana with a few tablespoons of coconut or olive oil. Blending it will make it easier to rinse out of your hair. Massage it into your scalp and let it sit for 10-15 minutes.

5. Avocados contain monounsaturated fatty acids and polyunsaturated fatty acids that can both moisturize and protect your skin. You can consume avocados and apply avocado or avocado oil topically to soothe dry scalp.

How to use: You can use both avocado oil and blended avocado topically to reduce dry scalp and its symptoms. If you're using blended avocado, mix it with a few drops of carrier oil like olive oil before massaging it into your scalp. Let it sit for 10-15 minutes before washing it out.

Commercial Hair and Scalp Treatment. The hair and scalp experts can do these better.

- a. Hair Reborn

Hair reborn is a treatment given to the hair in order to maintain hair's healthy condition, shine and glossiness. Hair reborn treatment is advisable for damaged hair brought about by frequent hair perming, coloring, highlighting, and other chemical treatments applied to the client's/patron's hair.

- b. Hot Oil Treatment


Hot oil treatment is a scalp treatment given to clients/patrons with dry scalp, dry brittle hair, split ends, dyed hair, bleached hair and excessive dandruff. It is administered to recondition the hair and scalp.



What's More

Accordingly, dry scalp can be uncomfortable, but fortunately it's highly treatable. Many cases of dry scalp respond well to a change in your hair care products or routine, and home remedies can certainly help speed up the process.

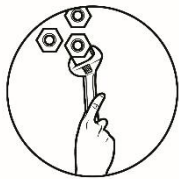
If home remedies haven't started to work after two weeks, you can make an appointment to see your doctor to make sure there isn't an underlying health condition that requires prescription treatment. If you notice that you're experiencing hair loss along with dry scalp, particularly in conjunction with sores or blisters, it's also a good idea to check in with your healthcare provider.



What I Have Learned

Pair column A with column B. Meet the partners with a line.

A	B
1. Coconut oil	A. a commercial treatment which is advisable for damaged hair brought about by frequent hair perming, coloring, highlighting, and other chemical treatments applied to the client's/patron's hair.
2. Apple Cider	B. It contains monounsaturated fatty acids and polyunsaturated fatty acids that can both moisturize and protect your skin.
3. Mashed bananas	C. A commercial scalp treatment given to clients/patrons with dry scalp, dry brittle hair, split ends, dyed hair, bleached hair and excessive dandruff. It is administered to recondition the hair and scalp
4. Avocados	D. It's antimicrobial, which means it can eliminate the bacteria or fungi that could be causing itchiness.
5. Hair Reborn	E. It can moisturize the scalp, and it's antifungal and antibacterial properties can help reduce the risk of infections.
6. Hot Oil Treatment	F. these are nourishing and moisturizing, making them a great treatment for dry scalp and even dandruff.



What I Can Do

Activity

Talk to your co-members at home and examine their hair and scalp condition. Then try to select what appropriate hair treatment is applicable for their hair and scalp condition. Write your observation in your activity notebook.



Assessment

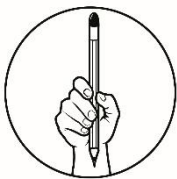
Multiple Choice. Choose the letter of the best answer. Write the chosen letter on a separate sheet of paper.

1. Which commercial hair and scalp treatment given to the hair in order to maintain hair's healthy condition, shine and glossiness?
 - a. Hair reborn
 - b. Hot Oil Treatment
 - c. Hair shampooing
 - d. Scalp conditioning
2. It's a treatment that contains monounsaturated fatty acids and polyunsaturated fatty acids that can both moisturize and protect your skin or scalp.
 - a. Apple Cider
 - b. Mashed bananas
 - c. Avocado
 - d. Aloe Vera
3. If you need a great treatment for dry scalp and even dandruff, which treatment agent will you select?
 - a. Mashed Bananas
 - b. Avocado
 - c. Coconut Oil
 - d. Apple Cider
4. Your client wants his hair to be reconditioned because he has dry brittle hair, split ends, and excessive dandruff. Which treatment will you give him?
 - a. Hair reborn
 - b. Hot oil
 - c. Shampoo
 - d. Conditioner
5. It is a natural hair and scalp treatment agent which can moisturize the scalp, and it's antifungal and antibacterial properties can help reduce the risk of infections?
 - a. Coconut oil
 - b. Avocado
 - c. Mashed bananas
 - d. Apple Cider



Additional Activities

Directions: Choose whether to make a 3-minute vlog about hair treatment at home or just write it down. Look for any natural ingredients for hair and scalp treatment. Discuss how essential is the natural products in your hair and scalp. Pass it along with your module.



What I Know

Choose the letter of the best answer. Write the chosen letter on a separate sheet of paper.

1. One of the most common reasons for visiting a trained Trichologist is
 - a. hair loss
 - b. dandruff
 - c. hair dryness
 - d. hair massage

2. What does a trichologist can do technically?
 - a. can provide treatment
 - b. can perform hair operation
 - c. can recommend lifestyle changes for hair loss
 - d. can perform regular hair and scalp massage
3. Specializes particularly in hair loss can prescribe individual treatment options and medications
 - a. hair stylist
 - b. hairdresser
 - c. trichologist
 - d. dermatologist
4. A practitioner who provides knowledge/treatment for hair and scalp care, ensuring the client's hair and scalp is in good condition.
 - a. hair stylist
 - b. hairdresser
 - c. trichologist
 - d. dermatologist
5. Someone who provides a range of haircare services as part of a routine session, including shampooing, cutting, coloring, styling and blow-drying
 - a. hair stylist
 - b. hairdo
 - c. trichologist
 - d. dermatologist

Lesson 3

Barbering: Referring the Client to the Health Personnel

Every client that comes to the salon could have different hair and scalp condition. Hair and scalp experts should know how to deal with them and attend to their problem.

This lesson will help you learn when and how to refer a salon client to a health personnel.



What's In

Guess it!

Identify the hair and scalp specialists described below. Write your answer in your answer sheet.

Hair stylist	trichologist	dermatologist
--------------	--------------	---------------

1. a professional in the field of hair and scalp, work alongside health practitioners
2. a person often called hairdresser
3. hair and skin specialist
4. one who cuts and styles people's hair professionally.



What's New

Activity 1.1 K-W-L Chart

Directions: Create a K-W-L chart on the lesson 2- Performing Hair and Scalp Treatment on your notebook. Next, fill in the “Know” and “What” columns. The “Learn” column will be answered later after the discussion. Write your answer in your Activity Sheet.

K	W	L
What do I already know about this subject	What do I want to learn about this subject	What did I learn about this subject



What is It

Your hair is your crown, and if you are suffering from thinning hair, itchy, flaky scalp, hair loss and other hair and scalp conditions, you may not feel as good as you should about the way others see you. However, one should know to whom the hair and scalp condition and treatment should be asked. If symptoms are not relieved and to avoid incorrect diagnosis and as a salon is not able to offer a product/service, the learner must recommend the client to the most appropriate consultant.

The following are hair and scalp condition consultants/specialists:

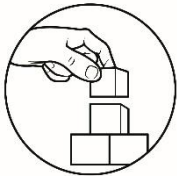
- HAIR STYLIST- often called as hairdresser, is a non-medical professional who provides a range of haircare services as part of a routine session, including shampooing, cutting, coloring, styling and blow-drying. Their daily responsibilities are extensive and include the following tasks:
 - a) Advising clients on their healthcare needs
 - b) Analyzing client's hair and determining/recommending beauty treatments
 - c) Maintaining and updating client records
 - d) Shaving and trimming beards and mustaches and sideburns
 - e) Administering therapeutic scalp and hair treatments
 - f) Performing scalp, neck, and face massages
 - g) Others

Always keep in mind that hairstylist should not make diagnosis but refer to a specialist.

- TRICHOLOGIST/TRICHO-SPECIALIST- is a practitioner who provides knowledge/treatment for hair and scalp care, ensuring the client's hair and scalp is in good condition. They are professionals in the field of hair and scalp, and they are qualified to work alongside your health practitioners to recommend certain lifestyle changes that can help you reverse the effects of hair loss. They will look at things such as your age, metabolism, general health and diet to

understand the reasons behind hair loss and provide with the support, advice and/or treatment needed.

- **DERMATOLOGIST** - are hair and skin specialists, who can identify any topical skin conditions or weaknesses in your hair that might be causing it to fall out in abundance. A dermatologist who specializes particularly in hair loss can prescribe individual treatment options and medications such as cortisone injections and topical or oral medications that promote fast hair follicle recovery and hair reproduction.



What's More

Direction: Read each statement in the left-hand column of the chart. Put a check (✓) mark under the health personnel/hair specialists if the statement is its Role and Responsibility.

DESCRIPTION	HAIR STYLISTS	TRICHO- LOGISTS	DERMATO- LOGISTS
1. They can recommend lifestyle changes to reverse effects of hair and scalp conditions but cannot legally prescribe treatments or medications.			
2. They can prescribe individual treatment options and medications.			
3. They can advise client's healthcare needs.			
4. They provide a range of haircare services as part of routine session.			
5. They will look at things such as your age, metabolism, general health and diet to understand the reasons behind hair and scalp conditions.			



What I Have Learned

Agree or disagree. Write A if you agree, D if u disagree to the statements below. Write your answer on your answer sheet.

1. If there are changes in hair and scalp's condition, consult health personnel or hair and scalp specialists to about the most advanced options available.
2. If symptoms are not relieved and to avoid incorrect diagnosis and as a salon is not able to offer a product/service, the service provider must keep it a secret to the client.
3. A hairstylist, also called as hairdresser, is a non-medical professional who provides a range of haircare services as part of a routine session.
4. Trichologists are not doctors and they cannot legally prescribe hair loss treatments or medications.

5. A client should be referred to a doctor when the findings/diagnosis goes beyond the knowledge of a hair specialist as a non-medical professional, or when salon treatment has failed.
6. Dermatologists are hair and skin specialists, which mean, they should be able to identify any topical skin conditions or weaknesses in your hair.



What I Can Do


Directions: Work with a family member. Perform a short role play about the topic. The roleplay should illustrate your procedures in referring a client to a health personnel depending on your chosen situation. Therefore, one should act as a client while the other can become a health personnel, assistant, hair stylist or anyone needed in the situation. Rehearse for a while then finalize your storyline. Write your dialogue in your answer sheet.



Assessment

Directions: Choose the letter of the best answer. Write the chosen letter on a separate sheet of paper.

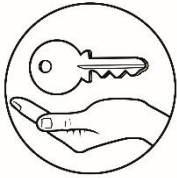
1. Refer your client to a dermatologist when your client _____.
 - a. claims to have lice on his/her head
 - b. has an itchy scalp
 - c. has a full-grown hair
 - d. has a bulging forehead
2. One of the most common reasons for visiting a trained Trichologist is
 - a. hair loss
 - b. dandruff
 - c. hair dryness
 - d. hair massage
3. What does a trichologist can do technically?
 - a. can provide treatment
 - b. can perform hair operation
 - c. can recommend lifestyle changes for hair loss
 - d. can perform regular hair and scalp massage
4. Specializes particularly in hair loss, can prescribe individual treatment options and medications
 - a. hair stylist
 - b. hairdresser
 - c. trichologist
 - d. dermatologist
5. Someone who provides a range of haircare services as part of a routine session, including shampooing, cutting, coloring, styling and blow-drying
 - a. hair stylist
 - b. hairdo
 - c. trichologist
 - d. dermatologist



Additional Activities

Directions: You have done filling up the “Know” and the “What” column in the previous activity. This time around, finish the K-W-L chart by completing the remaining “Learn” column.

Know	What	Learn
What do I already know about this subject	What do I want to learn about this subject	What did I learn about this subject



Answer Key

Lesson 1 Prepare supplies and materials for hair and scalp treatment

What's More Activity 1 1. comb 2. gloves 3. cape 4. Neck Strip 5. Conditioner	What I Can Do 1. F 2. F 3. F 4. T 5. T	Assessment 1. B 2. A 3. A 4. D 5. A
What I Know 1. a 2. a 3. b 4. c 5. b	What's In Activity 1 <u>Tools/Materials</u> comb brush basin trolley neck strip towels apron <u>Supplies/Products</u> gloves oils spirit based treatment conditioner treatment shampoo cream lotions	What's In 1. Cape 2. Shampoo 3. Conditioner 4. Neck Strip 5. Towel

Lesson 2 Select appropriate hair and scalp treatment

What I Know 1. a 2. a 3. a 4. b 5. c	What I Have Learned 1. e 2. d 3. f 4. b 5. a 6. c	Assessment 1. a 2. c 3. a 4. b 5. a
--	--	---

Lesson 3 Refer client to the health personnel if needed

What I Know a c d c d	What's In a. Trichologists b. Hairstylist c. Dermatologist d. Hair Stylists	Assessment 1. b 2. a 3. c 4. d 5. a
---	--	---

References

- Cruz, Melissa. *The home spa: A recipe book for hot oils, facials, body scrubs and foot spa*. Pasig City: Anvil Publishing, Inc., 2006.
- Cunningham, Jane. *The world of cosmetology: A professional text*. London: Quantum Publishing Ltd, 2006.
- Healthline. "Home remedies for dry scalp." Accessed September 28, 2020. <https://www.healthline.com/health/home-remedies-for-dry-scalp#avocado>
- Jeremy. "10 things about ensuring your client's comfort. Last modified January 28, 2014. <https://www.dermascope.com/client-care/10-things-about-ensuring-your-client-s-comfort>
- Milady's Standard Cosmetology Textbook*. Boston: Cengage Learning, 2012.
- Petty, Louise. "A hairdresser's guide to COSHH in the salon." Last modified January 20, 2017. <https://www.highspeedtraining.co.uk/hub/coshh-for-hairdressing-guide/>
- Quizlet. "Treatment of the hair and scalp." Accessed September 28, 2020. <https://quizlet.com/390370076/treatment-of-the-hair-and-scalp-flash-cards/>
- Rana, Sarika. "6 natural hair conditioners for every hair type you can make at home." Last modified March 14, 2018. <https://food.ndtv.com/beauty/6-natural-hair-conditioners-for-every-hair-type-you-can-make-at-home-1810325>
- Source one beauty. "Hair treatment." Accessed September 28, 2020. <https://www.source1beauty.com/Hair-Treatment-s/386.htm>
- TESDA. *Competency-based curriculum: Barbering NCII*. Philippines.
- Watters, James. "K-W-L chart." Accessed September 28, 2020. https://www.researchgate.net/figure/The-K-W-L-Chart-which-allows-the-learner-to-manage-their-learning-Adapted-from-Graphic_fig2_277754454

For inquiries or feedback, please write or call:

Department of Education - Bureau of Learning Resources (DepEd-BLR)

Ground Floor, Bonifacio Bldg., DepEd Complex
Meralco Avenue, Pasig City, Philippines 1600

Telefax: (632) 8634-1072; 8634-1054; 8631-4985

Email Address: blr.lrqad@deped.gov.ph * blr.lrpdpd@deped.gov.ph