


Arts

Quarter 2 – Module 5: The Roots of Artworks



Arts – Grade 8
Alternative Delivery Mode
Quarter 2 – Module 5: The Roots of Artworks
First Edition, 2020

Republic Act 8293, Section 176 states that: No copyright shall subsist in any work of the Government of the Philippines. However, prior approval of the government agency or office wherein the work is created shall be necessary for exploitation of such work for profit. Such agency or office may, among other things, impose as a condition the payment of royalties.

Borrowed materials (i.e., songs, stories, poems, pictures, photos, brand names, trademarks, etc.) included in this module are owned by their respective copyright holders. Every effort has been exerted to locate and seek permission to use these materials from their respective copyright owners. The publisher and authors do not represent nor claim ownership over them.

Published by the Department of Education
Secretary: Leonor Magtolis Briones
Undersecretary: Diosdado M. San Antonio

Development Team of the Module

Writer:	April Joy C. Cagadas
Editors:	Paulita L. Vernal, Analiza T. Libago, Lenyres V. Libres Charito B. Cabug-os, Analiza A. Madelo
Reviewers:	Cecilia M. Saclolo, Sarah May Mordeno, Delbert U. Dela Calzada Elias G. Brina, Ponciano G. Alngog
Illustrators:	Stephany Bryan D. Itao, Arnel B. Mission
Layout Artist:	Ivan Paul V. Damalerio
Management Team:	Francis Cesar B. Bringas, Isidro M. Biol, Jr., Maripaz F. Magno Josephine Chonie M. Obseñares, Bernard C. Abellana, Ma. Teresa M. Real Dominico P. Larong, Jr., Gemma C. Pullos, Dulcisima A. Corvera

Printed in the Philippines by: _____

Department of Education – Caraga Region

Learning Resource Management Section (LRMS)

Office Address: J.P. Rosales Avenue, Butuan City, Philippines 8600

Tel. No.: (085) 342-8207

Telefax No.: (085) 342-5969

E-mail Address: caraga@deped.gov.ph

Arts

Quarter 2 – Module 5: The Roots of Artworks

Introductory Message

This Self-Learning Module (SLM) is prepared so that you, our dear learners, can continue your studies and learn while at home. Activities, questions, directions, exercises, and discussions are carefully stated for you to understand each lesson. Each SLM is composed of different parts. Each part shall guide you step-by-step as you discover and understand the lesson prepared for you.

Pre-tests are provided to measure your prior knowledge on lessons in each SLM. This will tell you if you need to proceed on completing this module or if you need to ask your facilitator or your teacher's assistance for better understanding of the lesson. At the end of each module, you need to answer the post-test to self-check your learning. Answer keys are provided for each activity and test. We trust that you will be honest in using these.

In addition to the material in the main text, Notes to the Teacher are also provided to our facilitators and parents for strategies and reminders on how they can best help you on your home-based learning.

Please use this module with care. Do not put unnecessary marks on any part of this SLM. Use a separate sheet of paper in answering the exercises and tests. And read the instructions carefully before performing each task.

If you have any questions in using this SLM or any difficulty in answering the tasks in this module, do not hesitate to consult your teacher or facilitator.

Thank you.



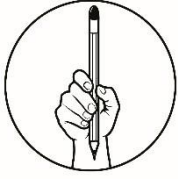
What I Need to Know

This module was designed and written for your benefit and convenience. It is here to help you to be more proficient in Arts. The scope of this module covers many different learning situations. The language used recognizes the diverse vocabulary level of students. The lessons are arranged following the standard sequence of the course. But the order in which you read them can be changed to correspond with the textbook you are now using.

After going through this module, you are expected to:

1. Trace the external (foreign) and internal (indigenous) influences that are reflected in the design of an artwork and in the making of a craft.

(A8PL-IIh-4)



What I Know

Directions: Choose the letter of the correct answer. Write your answers on a separate sheet of paper.

1. It is a decorative handicraft that began as a form of Chinese folk art in the Tang and Song dynasty (960-1279 CE) in China.
A. origami
B. Tal or t'al
C. Ukiyo-e
D. Zhongguo
2. Which of the following ideologies play an important role in East Asian art?
A. Buddhism
B. Christianity
C. Communism
D. Shintoism
3. It primarily influenced Korean painting.
A. Chinese painting
B. Indian painting
C. Japanese painting
D. Eastern painting
4. What is known as the art of beautiful handwriting?
A. calligraphy
B. knots
C. origami
D. painting
5. Which of the following is a technique of printing text, images, or patterns used widely throughout East Asia and originated in China?
A. calligraphy
B. Kabuki face paint
C. landscape painting
D. woodblock printing
6. The following are East Asian country, EXCEPT:
A. China
B. Japan
C. Korea
D. Venezuela
7. What do you call the traditional way of applying make-up in Chinese Peking Opera?
A. Kabuki face paint
B. Jianju lianpu
C. Landscape painting
D. Korean mask
8. What is the first type of paper cutting design that originated in China?
A. Jianzhi
B. Kite
C. Lamp
D. Mask

9. Which of the following is the greatest contribution of the ancient China in the development of arts?
- | | |
|-----------|----------|
| A. paper | C. stick |
| B. pencil | D. stone |
10. It dates back to the sixth century, when women pasted golden and silver foil cuttings onto their hair at the temples and men used them in sacred rituals.
- | | |
|------------------|-----------------|
| A. paper cutting | C. paper making |
| B. paper folding | D. paper show |
11. Which of the following is a contribution of the Chinese in science and technology to Europe?
- | | |
|---------|-------------|
| A. Kite | C. Paper |
| B. Lamp | D. Zhongguo |
12. The following are decorative handicraft that began as a form of Chinese folk art in the Tang and Song dynasty (960-1279 CE) in China, EXCEPT:
- | | |
|----------------|-------------|
| A. Origami | C. Ukiyo-e |
| B. Tal or t'al | D. Zhongguo |
13. If you were born 2,300 years ago in China, what will be your purpose in using kites?
- | | |
|-----------------|----------------------------|
| A. for fishing | C. for building a house |
| B. for painting | D. for measuring distances |
14. How does paper folding become popular internationally in the mid-1900s in China?
- it was used to decorate doors and windows
 - it was used during the celebration of Shinto weddings
 - it emphasizes the rapid development of Korean astronomy
 - it was used in ceremonial practices such as traditional funerals
15. How do the ancient Koreans embody the significance of tradition while allowing them to realize their full self-expression?
- through creating origamis
 - through the wearing of tal or t'al
 - through producing Ukiyo-e prints
 - through making a decorative knot

Lesson

1

The Roots of Artworks

The history of Asian art includes a wide range of influences from various cultures and religions. Chinese, Korean, and Japanese art, each had significant influences from each other. History tells us that the connectivity and relationship of these three countries are interrelated, and the similarities of their arts and crafts are its proof.



What's In

Activity 1. Find me a Place!

Directions: Identify the following arts and crafts with its country of origin written in the word pool. Write your answer on a separate sheet of paper.

Japan

China

Korea

- | | |
|-----------------------|-------------------------|
| _____ 1. Kabuki | _____ 6. Hanamusubi |
| _____ 2. Peking Opera | _____ 7. Jiangju Lianpu |
| _____ 3. Tal | _____ 8. Ukiyo-e |
| _____ 4. Jianzhi | _____ 9. paper |
| _____ 5. Maedeup | _____ 10. origami |




What's New


Fill in the Blanks!

Directions: Choose your answers inside the box to identify the pictures below. Write your responses on a separate sheet of paper.

knot	calligraphy
Jianzhi	Jingju Lianpu
landscape painting	Kabuki makeup
origami	Tal or T'al
Sycee	woodblock printing




1. _____



2. _____



3. _____



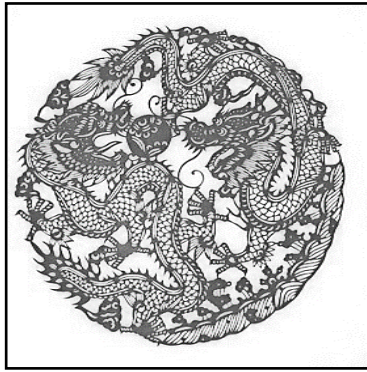
4. _____



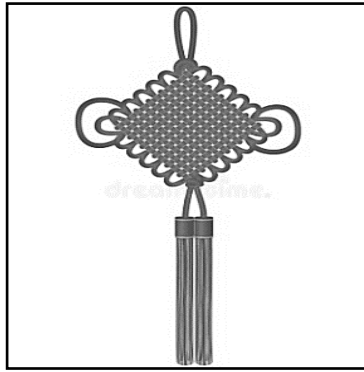
5. _____



6. _____



7. _____



8. _____



9. _____



10. _____

Processing Questions:

1. How do you find the activity?
2. What is the activity about?
3. How many pictures were you able to identify correctly? Can you name those?
4. Where can we find these arts and crafts?
5. Why is it important to study the history, foreign and indigenous influences reflected in the design of an artwork in the making of a craft in East Asian arts?



What is It

Arts and Crafts of East Asian Countries

East Asian countries specifically China, Japan, and Korea had a great contribution to the world of arts and crafts. These countries had been noted for their similarities and resemblances in art production, artistic traditions, and principles of arts as influenced by their history, beliefs, religion, location, culture, and dynasty.

The location of each country also played an important role towards the development of their arts. As shown in the picture below, China, Japan, Korea has always been a neighboring country who shares almost the same religion, beliefs, and cultural tradition. Religious beliefs had also contributed a great influence to the origin of their widely known arts.



Map of China, Japan, and Korea.

Source: Wikipedia

Arts and Crafts of China

Landscape painting is considered the highest form of painting in China with a long and interesting history. Ever since the time of the great Five Dynasties period to the Northern Song period Chinese artists have been painting landscapes in such a meticulous and masterful manner that the whole era is called the Great age of Chinese landscape.

By the beginning of the Tang dynasty (618-907), the tradition of landscape painting had advanced a little, relatively due to the increasing demand for Buddhist icons.

Examples of Landscape Painting



Dong Yuan: Wintry Groves and Layered Banks
Source: widewalls.ch




Guo Xi: Early Spring
Source: widewalls.ch

The ideologies of Confucianism, Daoism, and Buddhism played important roles in East Asian Art. Chinese art exhibit the human understanding of the connection between nature and human. This might be called the metaphysical, Daoist aspect of Chinese painting.

Calligraphy

To the Chinese, Calligraphy literally means 'beautiful handwriting'. The earliest enduring examples of Chinese writing are the inscriptions that appear on so-called oracle bones (animal bones and turtle shells) and on bronze vessels, the oldest of which date back to the Shang dynasty (ca.1600 to ca.1100 B.C.E.).



Zheng Sixiao, Ink Orchid, 1306, handscroll, ink on paper
Source: khanacademy.org

Woodblock Printing

It is a technique for printing text, images or patterns used widely throughout East Asia and originating in China in antiquity as a method of printing on textiles and later, paper. As a method of printing on cloth, the earliest surviving examples from China date to before 220 AD.



The intricate frontispiece of the Diamond Sutra from Tang Dynasty China, the worlds earliest dated printed book, AD 868.

Source: confuciusmag.com

Chinese Architecture

East Asian temples, palaces and houses have sweeping roofs because they believe that it will protect them from the elements of water, fire, and wind. Buddhists believe that it will drive away evil spirits which were deemed to be straight lines. The figures at the tip are called roof guards.


There are three types of roofs in traditional Chinese Architecture which influenced other Asian Architecture.

1. Straight inclined – Most economical for common Chinese Architecture.



Source: Wikipedia

2. Multi-inclined – Roofs with two or more sections inclined. Roofs which are used for residence of wealthy Chinese people.



Source: Wikipedia

3. Sweeping – have curves that rise at the corners of the roofs. These are usually seen in temples and palaces; however, these may also be found in the homes of wealthy Chinese family.



Source: Wikipedia

Peking Opera Face Painting or Jingju Lianpu

The oldest and most important theatrical tradition in China is the Peking Opera. Its roots go back to religious pantomime dances performed as early as 3000 B.C.E

A Jingju Lianpu or Peking Opera style of face-painting is a traditional special way of make-up in Chinese operas in pursuit of the expected effect in the performance. Originally, lianpu is called ‘the false mask’.



Beijing Opera facial masks

Source: chinaeducationaltours.com

Paper Arts of China

Paper was made out of plant like fibers and was first invented by the Chinese Cai Lun of the Eastern Han dynasty. It is indeed one of the greatest contributions of ancient China in the development of arts.


- **Paper Folding**

The art of folding paper is referred to by the Chinese name zhezhi. In China, traditional funerals include burning yuanbao which is a folded paper that looks like gold nuggets or ingots called sycee. This is also used for other ceremonial practices making it popular internationally in the mid-1900s. This kind of burning is commonly done at their ancestor's graves during the ghost festival.



- **Paper Cutting**

Paper-cut is a very distinctive visual art of Chinese handicrafts. It originated from the 6th century when women used to paste golden and silver foil cuttings onto their hair at the temples, and men used them in sacred rituals. Later, they were used during festivals to decorate gates and windows.



Jianzhi

Source: Wikipedia

Jianzhi is the first type of paper cutting design invented by the Chinese. The cutouts are also used to decorate doors and windows. They are sometimes referred to as chuanguhua, meaning window flower.

- **Kite Making**

Kites were invented by the ancient Chinese about 2,300 years ago. In Ancient Chinese, kites were used by the military. They were used as messages and for measuring distances.

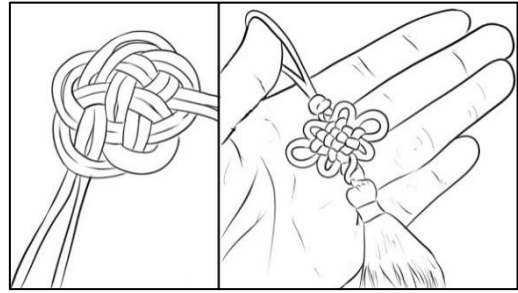


Source: chinatravel.com

According to Joseph Needham, one of the most important contributions of Chinese in science and technology to Europe is the kite.

- **Knot Tying**

Zhogguo is a decorative handicraft art that began as a form of Chinese folk art in the Tang and Song dynasty (960-1279 CE) in China. The technique was later popularized in the Ming Dynasty and spread to Japan and Korea.



Arts and Crafts of Japan

Japanese Ukiyo-e

The best known and most popular style of Japanese art is ukiyo-e which means 'pictures of the floating world'. During the mid-18th century, Japanese artists were exposed to European artistic styles and began to integrate European and Japanese techniques to produce landscape ukiyo-e, which were eagerly consumed by the Japanese public.



Picture of a Drinking Party among People of Five Countries at the Gankirō Tea House (Gokakoku Gankirō niokerusakamori no zu)

Source: loc.gov

Kabuki Makeup

Kabuki is a classical Japanese dance-drama. During the Kabuki performance, Kabuki makeup is applied excessively to create a brightly painted mask that uses colours in symbolic ways to classify the age, gender, and class of each character, as well as their moods and personalities.

Kabuki theatre began when female attendants at religious shrines began performing a mixture of folk dance and religious dance.




Kabuki Makeup

Source: kabuki-theatre.weebly.com

Origami

Origami is the traditional Japanese art of paper folding, which started in the 17th century AD and was popularized internationally in the mid-1900s. Early paper making techniques and paper products were imported into Japan by entrepreneurial Buddhist monks who brought the technology over from China during the Heian Period (794-1185), and now origami eventually evolved into a modern art form.



Butterfly Origami
Source: allaboutjapan.com

Origami butterflies were used during the celebration of Shinto weddings to represent the bride and groom.

Knot Tying

00

Hanamusubi is the knot tying of Japan which was influenced by the Chinese. It emphasizes on braids and focuses on individual knots.



Hanamusubi
Source: park.org

Arts and Crafts of Korea

Korean Painting


The history of Korean painting stretches back to the early murals painted on the walls of tombs during the fourth century. It was 108 CE, when it first appeared as an independent form. It is said that until the Joseon Dynasty, the primary influence of Korean paintings was the Chinese Paintings. Korean paintings contain subjects like landscape, facial features, Buddhist topics and an emphasis on celestial observation in keeping with the rapid development of Korean Astronomy.



Korean Kwan-Shik Byun (1899-1976)
Fine Ink Landscape Painting
Source: jillfenichellinc.com

Korean Mask

Tal or t'al is a Korean mask embodying the significance of tradition while allowing the wearer to realize full self-expression. Tal or t'al originated with religious meaning. They used it in funeral services to help banish evil spirits and wore it during shamanistic rites and were kept within temples where they were honored with offerings. Masks were also used in theater plays going back to the prehistoric era.



Tal, or Korean masks, on display.

Source: Shutterstock

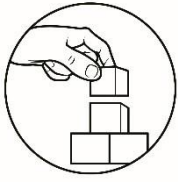
Korean Knot



Traditional Korean ornamental knot.

Source: constantcrafter.wordpress.com

Maedeup or doraе is a traditional Korean ornamental knot. This knot has the same shape at the front and at the back, has bilateral symmetry, and can be made using one or two threads. This practice of knotting is comparable to Chinese knots, maedeup differ only in their braiding technique and are tied without the use of tools



What's More

Activity 1. Match Maker

Directions: Match the given artworks in Column A with the correct definition and origin in Column B. Write your answers on a separate sheet of paper.

A

1. Peking opera
2. Korean painting
3. Hanamusubi
4. paper
5. Jianzhi

B

- A. Roots from religious pantomime dances performed as early as 3000 BCE.
- B. First type of paper cutting invented by the Chinese.
- C. Made out of plant-like fibers and was invented by a Chinese named Cai Lun.
- D. A knot tying in Japan which was influenced by the Chinese.
- E. Early murals where painted on the walls of tombs during the fourth century.
- F. Used in theater plays going back to pre-historic era.

Activity 2. Fill Me

Directions: Fill in the table with arts and crafts that East Asian countries use with influence from other countries. Fill out your answer sheet with your answers.

Arts/Crafts	Country	Influenced by/Originated from
Ex. Paper cutting	Korea/Philippines	China
1.		
2.		
3.		
4.		
5.		



What I Have Learned

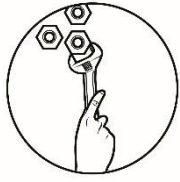
Directions: Fill the blanks with the correct answers. Write your answer on your answer sheet.

China is a rich country not just in resources but also in terms of arts and craft. (1) _____ is considered the highest form of painting in China with a long and interesting history. Calligraphy or the art of beautiful (2) _____ has also been a big contribution of the East to the world in terms of calligraphic painting. There is a technique for printing text, images or patterns used widely throughout East Asia and originating in China in antiquity as a method of printing on textiles and later paper is known as (3) _____.

Chinese also have their Peking Opera which is the oldest and most important theatrical tradition in China. (4) _____ is the makeup worn by the Peking Opera actors. In Japan Kabuki is a theatre form with dance-drama. During the Kabuki performance, (5) _____ is applied excessively to create a brightly painted mask that uses colours in symbolic ways to classify the age, gender, and class of each character, as well as their moods and personalities. While Koreans are known in using (6) _____ with religious meanings, they are also used during funeral services to help banish evil spirits.

Cai Lun is a eunuch of Chinese Han Dynasty who invented (7) _____ which is indeed the greatest contribution of ancient China to the world. Many arts and crafts using papers have been made and discovered. Some of these are the paper cuttings of China, paper kites, sycee, and (8) _____, the traditional art of paper folding in Japan.

Knot tying has been a part of the East Asian arts known as (9) _____ in Korea, Zhonggou in China and (10) _____ in Japan.



What I Can Do

Activity 1: Draw Me!

Directions: Choose any style of face painting, such as jingju lianpu or kabuki and sketch/draw it on a bond paper applying any coloring material. Be guided with the rubrics.

Rubrics

Category	Excellent (30 pts)	Good (25 pts)	Satisfactory (20 pts)	Needs Improvement (15 pts)
Use of Creativity	Student used his/her own ideas and imagination.	Student used his/her own ideas most of time.	Student used some of his/her imagination.	Student did not use his/her own idea or imagination.
Visual Impact (use of colors, lines, and shapes)	Student's artwork has more than five colors.	Student's artwork has only four colors.	Student's artwork has only three colors.	Student's artwork has only two colors.
Neatness	Student's artwork is neat and orderly.	Student's artwork is mostly neat and orderly.	Student's artwork is somehow neat and orderly.	Student's artwork is dirty.



Assessment

Directions: Choose the letter of the correct answer. Write the chosen letter on a separate sheet of paper.

- How do the ancient Koreans embody the significance of tradition while allowing them to realize their full self-expression?
 - Through creating origamis
 - Through the wearing of Tal or T'al
 - Through producing Ukiyo-e prints
 - Through making decorative knots
- How does paper folding become popular internationally in the mid-1900s in China?
 - Because it was used to decorate doors and windows.
 - Because it was used during the celebration of Shinto weddings.
 - Because It emphasizes the rapid development of Korean Astronomy.
 - Because it was used in ceremonial practices such as traditional funerals.
- If you were born in 2,300 years ago in China, what will be your purpose in using kites?


A. For fishing	C. For building a house
B. For painting	D. For measuring distances
- The following are decorative handicraft that began as a form of Chinese folk art in the Tang and Song dynasty (960-1279 CE) in China, EXCEPT:

A. Origami	C. Ukiyo-e
B. Tal or t'al	D. Zhongguo
- Which of the following is a contribution of the Chinese in science and technology to Europe?

A. Kite	C. Paper
B. Lamp	D. Zhongguo
- It originated from the 6th century when women used to paste golden and silver foil cuttings onto their hair at the temples, and men used them in sacred rituals.

A. Paper cutting	C. Paper making
B. Paper folding	D. Paper show

7. Which of the following is the greatest contribution of the ancient China in the development of arts?
- | | |
|-----------|----------|
| A. Paper | C. Stick |
| B. Pencil | D. Stone |
8. What is the first type of paper cutting design that originated in China?
- | | |
|------------|---------|
| A. Jianzhi | C. Lamp |
| B. Kite | D. Mask |
9. The following are East Asian country, EXCEPT:
- | | |
|----------|--------------|
| A. China | C. Korea |
| B. Japan | D. Venezuela |
10. What do you call the traditional way of applying make-up in Chinese Peking Opera?
- | | |
|----------------------|-----------------------|
| A. Kabuki face paint | C. Landscape painting |
| B. Jianju lianpu | D. Korean mask |
11. What is known as the art of beautiful handwriting?
- | | |
|----------------|-------------|
| A. Calligraphy | C. Origami |
| B. Knots | D. Painting |
12. Which among the following is technique of printing text, images, or patterns used widely throughout East Asia and originated in China as a method of printing on textiles and paper?
- | | |
|-------------------------|-----------------------|
| A. Calligraphy | C. Landscape painting |
| B. Kabuki face painting | D. Woodblock printing |
13. It primarily influenced Korean painting.
- | | |
|---------------------|----------------------|
| A. Chinese Painting | C. Japanese Painting |
| B. Indian Painting | D. Eastern Painting |
14. Which of the following ideologies play an important role in East Asian art?
- | | |
|-----------------|--------------|
| A. Buddhism | C. Communism |
| B. Christianity | D. Shintoism |
15. It is a decorative handicraft art that began as a form of Chinese folk art in the Tang and Song dynasty (960-1279 CE) in China.
- | | |
|----------------|-------------|
| A. Origami | C. Ukiyo-e |
| B. Tal or t'al | D. Zhongguo |

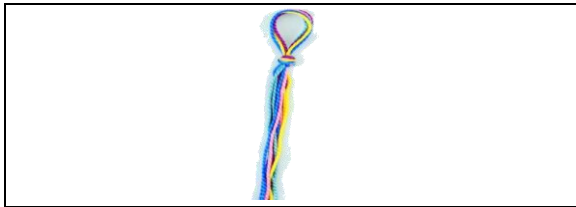


Additional Activities

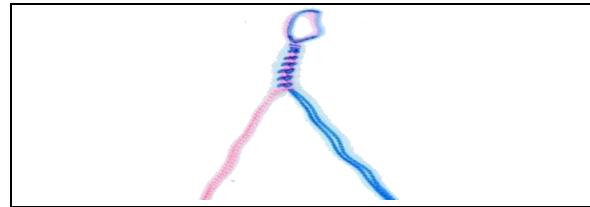
Let's Tie Knots!

Directions: Make a friendship bracelet that you can wear or give to your BFF. You can use any color cord/string. Follow the given procedures and be guided with the rubrics.

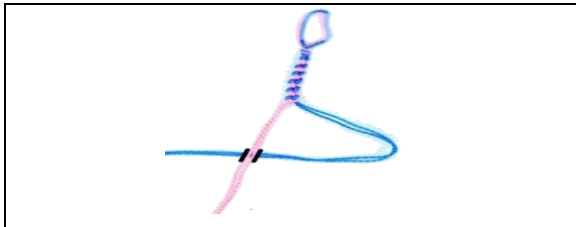
Procedures:




Step 1. Cut two strands of embroidery floss about 5 feet long, fold in half and knot in the middle to make a loop. Tape it to a table or a board.



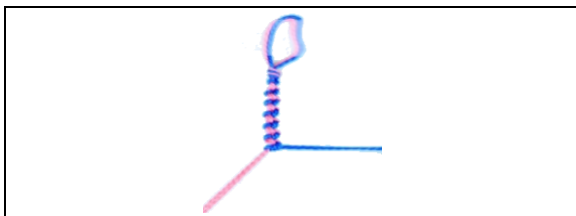
Step 2. Cord 1 (both pink strands) is on the left, while Cord 2 is on the right (both blue strands). The holding cord is cord 1.



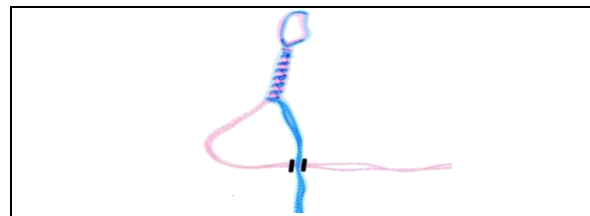
Step 3. Use Cord 2 to tie a Half Hitch. A Half Hitch is tied by moving Cord 2



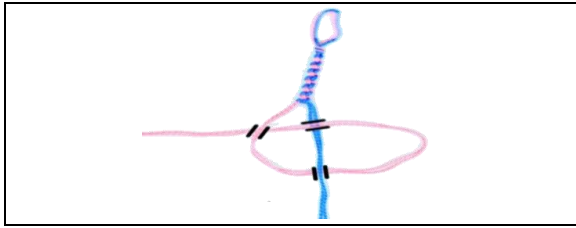
Step 4. Then over it, and back under Cord 2 on the right.



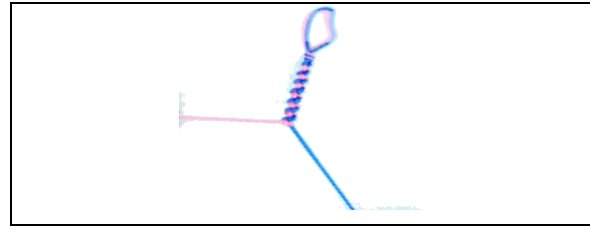
Step 5. Pull Cord 2 up to tighten. Keep the Cord 2 end on the right when you are done



Step 6. For the second knot, Cord 2 becomes the holding cord. Use Cord 1 to tie a Half Hitch by moving Cord 1 under the holding cord.



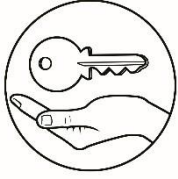
Step 7. Flip Cord 1 over Cord 2, then back under Cord 1 on the left



Step 8. Pull Cord 1 up to tighten. Keep the Cord 1 end on the left when you are done. Continue to alternate back and forth between the two cords to form the rest of the bracelet

Rubrics

Criteria	25	20	15	10	Total
Quality of work	All instructions were accurately followed.	Instructions were followed but artwork is not well done.	Instruction 2 and 3 were not properly followed.	Instruction 3 was not properly followed.	
Punctuality	Artwork was submitted on or before deadline.	Artwork was submitted 1-2 days late.	Artwork was submitted 3 days late.	Artwork was submitted 4 days late.	
Neatness of work	Artwork is clean and in order.	Artwork is mostly clean and in order.	Artwork is somehow clean and in order.	Artwork is not clean and disorder.	



Answer Key

- ASSESSMENT**
1. B
 2. D
 3. D
 4. D
 5. A
 6. A
 7. A
 8. A
 9. B
 10. D
 11. D
 12. D
 13. A
 14. B
 15. D

- WHAT I HAVE LEARNED**
1. Landscape painting
 2. Handwriting
 3. Woodblock Printing
 4. Jiangju Lianpu
 5. Kabuki Makeup
 6. Mask
 7. Paper
 8. Origami
 9. Maedup
 10. Hanamushibi

- WHAT'S MORE**
- Activity 1**
1. A
 2. E
 3. D
 4. C
 5. B
- Activity 2**
1. Chinese
 2. Butterflies
 3. Kite
 4. Woodblock Printing
 5. Zhongguo

- WHAT'S NEW**
1. Landscape Painting
 2. Calligraphy
 3. Woodblock Printing
 4. Origami
 5. Tal or T'al
 6. Sycee
 7. Jianzhi
 8. Knot
 9. Jiangju Lianpu
 10. Kabuki Make-up

- WHAT'S IN**
1. Japan
 2. China
 3. Korea
 4. China
 5. Korea
 6. Japan
 7. China
 8. Japan
 9. China
 10. Japan

- WHAT I KNOW**
1. D
 2. B
 3. A
 4. A
 5. D
 6. D
 7. B
 8. A
 9. A
 10. A
 11. A
 12. D
 13. D
 14. D
 15. B

References

Belinda R. Anido et. al. 2013. Music and Arts of Asia of the Department of Education: Media Press, Inc.

Brian A. Brown and Marian H. Feldman.2013. “Critical Approaches to Ancient Near Eastern Art” Arthttps://books.google.com.ph/books Teachers Guide

Chinese Knot https://en.wikipedia.org/wiki/Chinese_knotting

Chinese paper cutting https://en.wikipedia.org/wiki/Chinese_paper_cutting

https://en.wikipedia.org/wiki/Chinese_knotting#/media/File:Eight_chinese_knots.jpg

<https://encyclopedia2.thefreedictionary.com/Hellenistic+Culture>

<https://www.chinaeducationaltours.com/guide/culture-peking-opera-staging-music-costumes.htm>

<https://craftjam.co/blog/how-to-make-friendship-bracelets/>

https://www.koreatimes.co.kr/www/culture/2020/02/317_177523.html

<https://www.widewalls.ch/magazine/chinese-landscape-painting>

Jingju Lianpu.<http://www.absolutechinatours.com/china-travel/Jingju-Lianpu.html>

Kabuki<https://en.wikipedia.org/wiki/Kabuki>

Kites of China <https://china.mrdonn.org/kites.html>

Korean knots https://en.wikipedia.org/wiki/Korean_knots

Korean Mask “a façade that reveals one's inner desires”
http://www.antiqrealive.com/Blogs/Korean_Mask.html

Landscape painting <https://www.comuseum.com/painting/landscape-painting/>

The Floating World of Ukiyo-E <https://www.loc.gov/exhibits/ukiyo-e/japan.html>

The History & Origins Of Origami
<https://www.toki.tokyo/blogt/2016/4/4/origami-the-japanese-tradition-of-paper-folding>

Woodblockprintinghttps://en.wikipedia.org/wiki/Woodblock_printing#/media/File:Jingangjing.jpg

For inquiries or feedback, please write or call:

Department of Education - Bureau of Learning Resources (DepEd-BLR)

Ground Floor, Bonifacio Bldg., DepEd Complex

Meralco Avenue, Pasig City, Philippines 1600

Telefax: (632) 8634-1072; 8634-1054; 8631-4985

Email Address: blr.lrqad@deped.gov.ph * blr.lrpd@deped.gov.ph