


Senior High School

English for Academic and Professional Purposes

Quarter 2 – Module 6: Writing the Position Paper



SHS English for Academic and Professional Purposes
Alternative Delivery Mode
Quarter 2 – Module 6: Writing the Position Paper
First Edition, 2020

Republic Act 8293, section 176 states that: No copyright shall subsist in any work of the Government of the Philippines. However, prior approval of the government agency or office wherein the work is created shall be necessary for exploitation of such work for profit. Such agency or office may, among other things, impose as a condition the payment of royalties.

Borrowed materials (i.e., songs, stories, poems, pictures, photos, brand names, trademarks, etc.) included in this module are owned by their respective copyright holders. Every effort has been exerted to locate and seek permission to use these materials from their respective copyright owners. The publisher and authors do not represent nor claim ownership over them.

Published by the Department of Education
Secretary: Leonor Magtolis Briones
Undersecretary: Diosdado M. San Antonio

Development Team of the Module:

Evaluators:	Ryan Dela Cruz, Jonafe Salvador Dalumangcad, Jeanne T. Walid
Writers:	Angel Rose Marie L. Ybañez, Ma-an C. Actub, Maryjane C. Mccary, Kimberly C. Magaway, Carmy V. Macua, Lianne L. Mutia, Marylene C. Tizon, Diocesa V. Montecalvo, Cirila C. Natividad
Illustrator:	Ryan Z. Roa
Layout & Design Evaluator: Allan H. Guibone	
Management Team:	
Chairperson:	Dr. Arturo B. Bayocot, CESO III <i>Regional Director</i>
Co-Chairperson:	Dr. Victor G. De Gracia Jr., CESO V <i>Asst. Regional Director</i> Mala Epra B. Magnaong <i>CES, CLMD</i> Dr. Bienvenido U. Tagolimot, Jr. <i>Regional ADM Coordinator</i> Dr. Angelina B. Buaron <i>EPS, English</i>

Printed in the Philippines by: _____

Department of Education – Regional Office 10

Office Address: Zone 1, Upper Balulang Cagayan de Oro City 9000
Telefax: (088) 880-7071, (088) 880-7072
E-mail Address: region10@deped.gov.ph

Senior High School

English for Academic and Professional Purposes

**Quarter 2 - Module 6:
Writing the Position Paper**

Introductory Message

This Self-Learning Module (SLM) is prepared so that you, our dear learners, can continue your studies and learn while at home. Activities, questions, directions, exercises, and discussions are carefully stated for you to understand each lesson.

Each SLM is composed of different parts. Each part shall guide you step-by-step as you discover and understand the lesson prepared for you.

Pre-tests are provided to measure your prior knowledge on lessons in each SLM. This will tell you if you need to proceed on completing this module or if you need to ask your facilitator or your teacher's assistance for better understanding of the lesson. At the end of each module, you need to answer the post-test to self-check if you're learning. Answer keys are provided for each activity and test. We trust that you will be honest in using these.

In addition to the material in the main text, Notes to the Teacher are also provided to our facilitators and parents for strategies and reminders on how they can best help you on your home-based learning.

Please use this module with care. Do not put unnecessary marks on any part of this SLM. Use a separate sheet of paper in answering the exercises and tests. And read the instructions carefully before performing each task.

If you have any questions in using this SLM or any difficulty in answering the tasks in this module, do not hesitate to consult your teacher or facilitator.

Thank you.



What I need to Know

For the learners

Hi, welcome to another module of this book. In this module, you will be writing different types of position paper. This will help you understand the problems, and issues of the world today. This will allow you to share your opinions, thoughts, and arguments and to reason with factual evidence. Hone your writing skills, take a stand, and assert your opinion.

This module will help you gain a better perspective on an issue and will teach you how to develop a position paper. The aim of this lesson is to convince the reader to believe in your argument. You will also be guided how to assert your argument in a particular issue.

Objectives

After going through this module, you are expected to:

1. Define what a position paper is.
2. Identify situation in which a position paper may be effectively used in the present society.
3. Gather manifestos and analyze the arguments used by the writers.
4. Defend a stand on an issue by presenting reasonable arguments supported by properly cited factual evidence.; and
5. Write various kinds of position paper

General Instructions

To have a good grasp of this module, do the following:

1. Read the selected readings provided in the lesson.
2. Understand the given issue and cultivate awareness for a better understanding of the world we live in today.
3. Finalize your position paper make sure to support your arguments. You can read other valuable reading materials that are relevant to your stance.



What I know

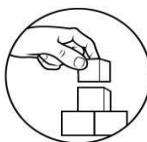
Test I. Directions: Read the following statements and choose the letter of the correct answer.

1. A position paper is sometimes called _____.
 A. Concept paper
 B. Technical report
 C. Point of view paper
 D. Critique paper
2. The following are essential in writing the position paper, except
 A. Introduce the topic
 B. Provide background on the topic to explain why it is important
 C. Assert the thesis
 D. Provide explanation but not the evidence
3. It is a one- sentence statement about the topic.
 A. Thesis
 B. Argument
 C. Main idea
 D. Introduction
4. What source to use if you are doing introductory information and overviews?
 A. Books, government reports
 B. B. Academic journals
 C. Newspapers, magazines
 D. Directories, encyclopedias, handbooks
5. The following are asked to present a strong argument, except
 A. Is it a real issue, with genuine controversy and uncertainty?
 B. Can you identify at least two distinctive positions?
 C. Is this a lengthy issue?
 D. Are you personally interested in advocating one of these positions?



What's In

You have learned in the previous module on how to develop a concept paper. It guides you to prepare a short summary that tells the reader about the project and its importance. It also prepares you to shape your academic writing skills. Now you are ready to step up.



What's New

Activity 1.1 Rearrange the letter to form words. *Hint: problems and issues of today.*
 Write your answers on a separate sheet.

1. P R E N S S I O D E _____

2. I N G Y U L L B Y C B E R _____

3. N E I R O V M N T L A E N . I S U E S S _____

4. I A G E N E E Y C N G A N E P R

5. E S A M X S E E G M R R A I A

Lesson

1

WHAT IS A POSITION PAPER?



What is It

Key Points

A position paper is an essay that expresses a position on an issue. It gives arguments that support the opinion of the writer based on the facts collected. Are you ready to express your opinion? How to organize your position paper? Follow these easy steps to develop your position paper. This outline helps you organize your paper as easy as 123.

Introduction

In this part you must introduce the topic, and then provide history or background of the issue. You may also describe the issue on-hand so do your research.

Body

You must state the opposing argument by briefly describing them. You may also include details that support the opposing claim. Then, after writing the counter argument, now write your argument and give your point of view. Provide evidence that support your claim. Now you state your second argument followed by your third argument. Make sure to provide details that support the argument given.

Conclusion

Now, you can restate both sides of the argument, summarize the three arguments made in your essay. Lastly, provide a call for action.

Source:

<http://www.sfu.ca/cmns/130d1/WritingaPositionPaper.html>



The Effects of Technology

Orton Taylor

Imagine what it was like in 1973, when the first cell phone was invented. Back then it was a novelty and a luxury to have a futuristic technological device that could keep you connected to the rest of the world 24 hours a day. In that time, one would never believe that in just a few decades, the world would be overrun by technological devices such as cell phones. Today, technology is an integral, commonplace part of everyone's lives, however technology doesn't just include cell phones, it encompasses computers, the internet, videogames, television, movies, and practically anything with a screen. Many people can't live without these forms of technology, and many people praise their ability to make our lives easier. However, they are doing more harm than good, especially on youth. Technology is negatively affecting America's youth because it is destroying social skills and causing a dependency on constant stimulation.

The first reason technology negatively impacts youth is because it is destroying social skills. Many people believe that it has the reverse effect, and that it enables people to always keep in contact with their friends and family through texting or social media sites such as Facebook and Twitter. However, this interaction is very impersonal and the result of this is that children are not developing crucial social skills. Hilary Stout of *The New York Times* reported that "Americans between the ages of 8 and 18 spend on average 7 1/2 hours a day using some sort of electronic device" (Stout, 2010, p. 1). It is shocking to think that that is nearly one third of an entire day. In these hours and hours young people spend on various modes of technology, they are sacrificing face to face contact and verbal conversations in the real world. Dr. Ortega, a child psychologist at New York's Child Mind Institute, sums up why this is such a problem. Ortega reports that the overuse of technology is causing children to lose their ability to read body language and facial cues, resulting in an inability to keep up casual conversations or engage in the art of small talk (Bindley, 2011, p. 2). Because kids can check their phone for new texts or play a mindless game as a strategy to avoid making eye contact with or talking to the people around them, they are literally losing the ability to converse with people in the real world. No amount of good that comes from technology can make the fact that our children are losing their

social skills acceptable.

The second reason technology negatively impacts youth is because it causes a dependency on constant stimulation. This is especially alarming when it comes to young children. At this young age, these children's minds are still developing. They are learning how to entertain themselves, how to problem solve, and how to be patient and wait for things. How can children develop these skills when their parents are constantly stimulating them with TV shows, movies and cell phone games? Many people believe that these forms of technology are a valuable teaching tool; however, they are teaching young people more bad habits than good. The worst habit of all is a dependency on constant stimulation. This dependency is caused by an actual physiological process that happens when children use electronics, and Dr. Sigman, a leading child psychologist, explains why. He explains that dopamine, a chemical in the brain that makes us feel reward, is released when children view electronic devices, and then goes on to say that "this dopamine being produced every single day for many years, through for example playing computer games, may change the reward circuitry in a child's brain and make them more dependent on-screen media" (Kelly, 2012, p. 2). What does this dependency mean for the future of these children? It means that they are desensitized to dopamine from the constant supply of it through screens and technology, which causes an inability to focus on something like a book or a math problem that doesn't give them that super-stimulating effect. It is frightening to see how future generations will be affected by this over-stimulation problem.

People will always argue that technology offers so many benefits in their day to day lives. However, it is clear that it is more detrimental than most people realize. Technology is destroying children's social skills and causing a dependency on constant stimulation. Think about the future of America's children. What good is having a smart phone with endless knowledge at their fingertips when they can't get a job due to an inability to keep up casual conversation in an interview? What favors are parents doing for their children by shoving a television in front of them the second they get a little bored instead of interacting with them and helping them develop valuable skills? The answer to both questions is nothing. It does no good and no favors to overuse technology in the way that Americans are currently overusing it.

Just as the times are very different 40 years ago when the first cell phone came out to now, imagine what the next 40 years will bring when it comes to technology's role in young people and society in general. In order to avoid the frightening ramifications as discussed throughout this paper, changes must be made in our youth and in the way this country raises their children.

Source: https://taylorortoneportfolio.weebly.com/position-paper--the-effects-of-technology-on-youth.html?fbclid=IwAR2r0uWPbyiptDbeBxU1aBUwF9wHu3t2EqjLDX1HlyvXsJx_mOvQG2VFPBM



What's More

Activity 1.2 Read Smarter. Read *Smart Technology is Here* by Francis J. Kong and answer the questions below. Use a separate sheet of paper.

1. What is the opinion of the writer about technology?

(State the writer's position)

2. Do you agree with the writer? Why? Why not?

(Helpful Tip: Useful Expression in agreeing or disagreeing with the views of others. I agree with the writer's claim that... I don't agree with the author's ideas/thoughts...because...)

3. State the first argument of the writer?

The first argument of the writer is

4. What is the conclusion of the writer?

(Helpful Tip: Useful Expression in Drawing Conclusion Using the Work of Others. Based on the writer, a connection can be made between...or As a conclusion...)

5. If you were to write a position paper what will be your stance about technology?

(Helpful Tip: Useful Expression in presenting your own point of view... I strongly believe that... I think/contend that...)



What I Have Learned

Activity 1.3 Let's Dig Deeper!

The position paper is an academic writing in which viewpoints are expressed. The goal of writing a position paper is to convince the audience and present valid arguments. *Now, let's reflect what you have learned in this lesson. Use a separate sheet.*

Getting Deeper!

Lesson:

What I want to say about the lesson?

What have I found out?



What I Can Do

Activity 1.4 Stating your Claims. Do you agree or disagree legalizing same sex marriages in our country? Why? Why not? *Write your claims on a separate sheet.*

Activity 1.5 Point your Reasons. What is your stand on the increasing rates of T E E N A G E P R E G N A N C Y? State your main idea or claim and supporting arguments below. *Write your stand on a separate sheet.*

Main Idea/Claim: *(A claim is an idea or arguable opinion that you have come up with on a given issue)*

Reason/Evidence: *(Your reasons should support your claim and opinion based on facts)*

Activity 1.6 Know your Stand. Write a three- paragraph essay stating your position on the use of social media, will you consider it as a boon or bane? *Use a separate sheet.*



(Write your own title)

[illegible][illegible]

<https://bestdelegate.com/how-to-write-a-position-paper-part-1-topic-background/>

Assessment Rubric /Criteria for Position Paper

Criterion	Poor	Fair	Good	Excellent
Content & Development 50% _____	No clear position taken; reasons undeveloped; no supporting facts used 0 10 20	Position not clearly stated; development is brief; unrelated, unsupported general statements, reasons, and details; minimal facts used. Counter arguments not acknowledged. 25 30 35	Clear position taken and defined; some reasons and some details present, but not fully developed. Counter arguments addressed. 40 45	Takes a strong, well defined position; uses at least three appropriate reasons with at least two supporting details for each reason. Counter arguments effectively addressed, w/o undercutting position. 48 50
Organization & Structure 20 % _____	Organization and structure detract from the message of the writer. Paragraphs are disjointed and lack transition of thoughts. 0	Structure of the paper is not easy to follow. Paragraph transitions need improvement. Conclusion is missing, or if provided, does not flow from the body of the paper. 5 10	Structure is mostly clear and easy to follow. Paragraph transitions are present. Conclusion is logical. 12 15	Structure of paper is clear and easy to follow. Paragraph transitions are logical and maintain the flow of thought throughout the paper. Conclusion is logical and flows from the body of the paper. 20
Format 10 % _____	Paper lacks many elements of correct formatting. Paper is inadequate/ excessive in length. Paper is not double spaced. 0	Paper follows most guidelines. Paper is over/ under word length. 2	Paper follows designated guidelines. Paper is the appropriate length as described for the assignment. Format is good. 5 7	Paper follows all designated guidelines. Paper is the appropriate length as described for the assignment. Format enhances readability of paper. 10
Grammar, Punct. & Spelling 20 % _____	Paper contains grammatical, punctuation, and spelling errors. Language uses jargon or conversational tone. 0	Paper contains few grammatical, punctuation and spelling errors. Language lacks clarity or includes the use of some jargon or conversational tone. 5 10	Rules of grammar, usage, and punctuation are followed with minor errors. Few or no spelling errors. 12 15	Rules of grammar, usage, and punctuation are followed; spelling is correct. Language is clear and precise; sentences display consistently strong, varied structure. 20

Source:

https://eng.ucmerced.edu/people/awesterling/SPR2014.ESS141/Assignment_s/rubric2.pdf



What's New

What are the different issues in your school, community and country? And what is your stand about it? Write your answers on a separate sheet.

SOCIAL MEDIA

SMOKING

**LEGALIZATION
OF
DIVORCE**

BULLYING

**GIVING OF
HOMEWORK TO
STUDENTS**

Lesson

2

DEFENDING A STAND ON AN ISSUE AND WRITING A POSITION PAPER



What is It

LET'S CLAIM IT!

The table below shows example of issues and its possible claims/stand or position.

ISSUES	CLAIM/STAND/POSITION
SOCIAL MEDIA	<ul style="list-style-type: none"> - Social media gives negative effect on students' academic performance. - Social media is helpful to students.
LEGALIZATION OF DIVORCE	<ul style="list-style-type: none"> - Divorce should not be legalized in the Philippines - Divorce will help unhappy couples to give themselves chance to love again.
BULLYING	<ul style="list-style-type: none"> - Bullying affect students' behaviour in school. - Bullying will not affect students' behaviour in school.
SMOKING	<ul style="list-style-type: none"> - Smoking should be banned in public places - Smoking is a choice and people should have freedom to do whatever makes them happy.
HOMEWORK	<ul style="list-style-type: none"> - Homework should be mandatory to students. - Homework gives students less time for recreation and family time.

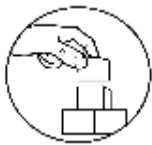
TAKE NOTE!

To be able to defend your own stand on an issue, you have to take note of the following:

- ✓ Clearly identify the issue that you believe is affecting you and your community. You can have 2 or more issues.
- ✓ From the issues that you identified, take on a side that you can defend.
- ✓ Given the issues that you chose, identify other concepts or ideas that you can associate with the issues.
- ✓ Formulate statements that will express your stand towards the issues. These statements may convey the message that the issues are having negative effects on people and the community.
- ✓ Gather factual evidences to support your arguments regarding the issue. This evidence may be taken from official statement of the government agencies, political leaders and academic authorities.
- ✓ Make sure that your statements are strong enough to convince or persuade your readers into action to address the issue.

Source:

<https://writing.colostate.edu/guides/teaching/co301aman/pop8a1.cfm>



What's More

Activity 2 – READING. Read “*Should Homework be Mandatory?*” and answer the questions below. Use separate sheet of paper.

Should Homework be Mandatory?

I can almost see many students nodding along with me as I ask this question. Younger generations overloaded with home tasks and numerous assignments have already raised this issue many times.

Yet, homework remains mandatory. Is it fair or should it be cancelled?

I believe that homework should not be viewed as a mandatory part of education for several reasons.

First, children spend seven hours every single workday at school. That is a huge chunk of life, and with homework added on top of these hours, a child is left with no time to live his life to the fullest, socialize, or grow in other areas.

Second, sitting at your desk solving problems does no good to your health. Kids need time to get outside and have some fun, join a football league, or ride their bikes with friends around the block. Otherwise, children will be very smart but

surprisingly weak physically.

Another argument against this position is that homework is not always the best way to obtain knowledge quality-wise. Students tend to ask their parents or siblings for help whenever facing difficulties. Busy parents not always willing to spend extra time explaining school material to their little one solve the problems themselves aiming to have more time for family, not lessons. As a result, the child will have the homework done. But that's really not his work. So, the whole idea of dedicating time to self-education is lost here.

Finally, knowing that after classes you would still have to work at home makes a kid less concentrated at school. This results in short attention spans and difficulty to concentrate on something for too long.

All in all, homework should rather be an option. Students understanding that they are left behind at some subjects will take their time to go over the material at home. However, in other cases, they should have time after school for other activities.

Source:

(<https://chiefessays.net/position-essay-examples-to-help-you-grasp-the-idea/>)

Guide Questions:

1. What is the position paper about?

2. What is/are the claim/s of the writer?

3. If you were the writer, what will be your stand? Defend your answer.



What I Have Learned

In writing a position paper, you should take note of the following:

- ✚ consider issue/topic that is truly controversial at present and that it is worth discussing.
- ✚ knowing where you stand on a particular issue is essential in writing a position paper.
- ✚ base your stand on what you can prove on your evidence.

GETTING DEEPER!

Lesson:

What I want to say about the lesson:

What I found out:



What I Can Do

Activity 2.3

From the issues in the chart below, defend your stand by writing a position paper with the intention of convincing your reader to support your stand. *Write your stand of the issues presented on a separate sheet.*

ISSUES	STAND/CLAIM/POSITION
Poverty	
Legalization of Marijuana	
Dating/PDA Among Students in School	
Abortion	
School Uniform	

[illegible]

1. Kids are super spreaders of Covid 19 virus.

- 2. Pollution is seen as a major world problem.**

- ### ***3.Reforestation is a long ranges answer to massive flooding.***

- CO_Quarter 2_SHS English for Academic and Professional Purposes_Module 6**

4. Mental health is not just a millennial's issues or senior citizens, but of everyone.

- A. A healthy lifestyle is not achieved overnight, but we have to be consistent.
- B. Fats are important for good health and proper functioning of the body.
- C. A high salt intake can result in high blood pressure and increase the risk of cardiovascular disease.
- D. Being far from family alone, not knowing where to get the family's next meal, and other nasty things on social media can trigger one's anxiety.

5. Digital technology played a key role as the economy started reopening.

- A. Developments in biotechnology could allow anyone even amateur biologist, to develop a tool that kill millions
- B. Employees began working remotely and use work collaboration tools to ensure productivity
- C. Data security is risky as digital technology can be hacked, transmitted by several ways.
- D. People are now more into virtual communication rather than cherishing what have in real life.

Test II.

1. In your own words, what is a position paper?

2. List all possible issues/concerns that the country is facing today.

3. In what ways you can develop your arguments?



ANSWER KEY

<p>Module 6 Lesson 1 What is a Position Paper?</p> <p>What I Know</p> <p>Test I.</p> <p>1.B 2.D 3.A 4.D 5.C</p> <p>What's More</p> <p>Activity 1.2</p> <p>1. Answers may vary 2. Answers may vary 3. Answers may vary 4. Answers may vary 5. Answers may vary</p> <p>Activity 1.3 Getting Deeper</p> <p>Answers may vary</p> <p>Activity 1.4</p> <p>Answers may vary</p> <p>Activity 1.5</p> <p>Answers may vary</p> <p>Activity 1.6</p> <p>Answers may vary</p>	<p>Module 6 Lesson 2 Defending a Stand on a Issue and Writing a Position Paper</p> <p>Activity 2.1</p> <p>Answers may vary</p> <p>Activity 2.2 Getting Deeper</p> <p>Answers may vary</p> <p>Activity 2.3</p> <p>Answers may vary</p> <p>Assessment</p> <p>Test I.</p> <p>1.B 2.A 3.A 4.D 5.C</p> <p>Test II.</p> <p>1. The position paper is an academic writing in which viewpoints are explained 2. Answer may vary 3. Answer may vary</p>
---	---

MODULE 6

References

Online

Position Paper. Accessed January 18, 2018.

<https://writing.colostate.edu/guides/teaching/co301aman/pop8a1.cfm>

The Effects of Technology Youth. Accessed January 18, 2018.

https://taylorortoneportfolio.weebly.com/position-paper--the-effects-of-technology-on-youth.html?fbclid=IwAR2r0uWPbyiptDbxBxU1aBU9wHu3t2EqjLDX1HlyvXsJx_mOvQG2VFPBM

Should homework be mandatory?.accessed January 18, 2018.

<https://chiefessays.net/position-essay-examples-to-help-you-grasp-the-id>

Writing a Position Paper. Accessed January 18, 2018.

<http://www.sfu.ca/cmns/130d1/WritingaPositionPaper.htm>

For inquiries or feedback, please write or call:

Department of Education - Bureau of Learning Resources (DepEd-BLR)

Ground Floor, Bonifacio Bldg., DepEd Complex
Meralco Avenue, Pasig City, Philippines 1600

Telefax: (632) 8634-1072; 8634-1054; 8631-4985

Email Address: blr.lrqad@deped.gov.ph * blr.lrpd@deped.gov.ph