


7

Arts

Quarter 2 – Module 3: Arts and Crafts of MIMAROPA and the Visayas (When Bisaya Meets Tagalog) Elements of Art



Arts – Grade 7
Alternative Delivery Mode
Quarter 2 – Module 3: Arts and Crafts of MIMAROPA and the Visayas
(When Bisaya Meets Tagalog) Elements of Art
First Edition, 2020

Republic Act 8293, section 176 states that: No copyright shall subsist in any work of the Government of the Philippines. However, prior approval of the government agency or office wherein the work is created shall be necessary for exploitation of such work for profit. Such agency or office may, among other things, impose as a condition the payment of royalties.

Borrowed materials (i.e., songs, stories, poems, pictures, photos, brand names, trademarks, etc.) included in this module are owned by their respective copyright holders. Every effort has been exerted to locate and seek permission to use these materials from their respective copyright owners. The publisher and authors do not represent nor claim ownership over them.

Published by the Department of Education
Secretary: Leonor Magtolis Briones
Undersecretary: Diosdado M. San Antonio

Development Team of the Module

Writer:	Ilona Jane M. Cabudsan
Content Editor:	Emmanuel C. Alveyra
Language Editors:	Cherrie Rose L. Desaliza, Gladys F. Cantos, Kim Gaylen Q. Ulep, Juriza G. Jareño
Reviewers:	Emmanuel C. Alveyra, Nikka G. Javarez, Norman G. Pereira, Orlando P. Puno, Jumar.L. Nolasco, Nathaniel M. Badenas
Illustrator:	Louie J. Cortez, Richard Amores, Pablo M. Nizal, Jr., Jan Christian D. Cabarrubias
Layout Artist:	Reymark L. Miraples, Rossi V. Catly, Jedidiah L. De Leon, Ferdinand D. Astelero, Jhunness Bhabby A. Villalobos
Management Team:	Benjamin D. Paragas, Mariflor B. Musa, Freddie Rey R. Ramirez, Danilo C. Padilla, Annabelle M. Marmol, Florina L. Madrid, Norman F. Magsino, Dennis A. Bermoy, Emmanuel C. Alveyra

Printed in the Philippines by _____

Department of Education – MIMAROPA Region

Office Address: Meralco Avenue corner St. Paul Road, Pasig City
Telephone Number: (02) 6314070
E-mail Address: mimaropa.region@deped.gov.ph

Arts

Quarter 2 – Module 3:
Arts and Crafts of MIMAROPA
and the Visayas
(When Bisaya Meets Tagalog)
Elements of Art

Introductory Message

This Self-Learning Module (SLM) has been prepared for you so that you, our dear learners, can continue your studies and learn while at home. Activities, questions, directions, exercises, and discussions are carefully stated for you to understand each lesson.

This SLM is composed of different parts. Each part will guide you step-by-step as you discover and understand the lesson prepared for you.

In this SLM, a pretest is provided to measure your prior knowledge on the lessons in it. The result of it will tell you if you need to proceed on completing the activities in it or if you need to ask your facilitator or your teacher's assistance for better understanding of the lessons in it. At the end of this SLM, you need to answer the post-test to self-check your learning. Answer keys are provided for each activity and test. We trust that you will be honest in using these.

Please use this SLM with care. Do not put unnecessary marks on any part of this SLM. Use a separate sheet of paper in answering the exercises and tests. And read the instructions carefully before performing each task.

If you have any question in using this SLM or any difficulty in answering the activities in it, do not hesitate to consult your teacher or facilitator.

Thank you.



What I Need to Know

Have you ever been to different provinces of MIMAROPA and Visayas regions? What do you like most in these places? If you haven't, now is the chance for you to imagine how these places look like as you begin your journey.

Now that you are about to flip the pages of this crafted material, stay focused because we will be dealing with the aspects of art and beauty. As you embark in this module, let us help each other in exploring the wonderful world of arts in MIMAROPA and Visayas. Are you ready to ride this journey? Come. Let's relish this enjoyable fun-learning together!

Art is a complete combination of visual, auditory and performing craftsmanship that is meant to impress and express what we locally see around. There are many ways to express ourselves, all for the purpose of building a personality even from the tiniest angle of anything. It is an inevitable communication that cannot be portrayed by words alone, that is why, even in the blandest form of material, an artist can create a masterpiece.

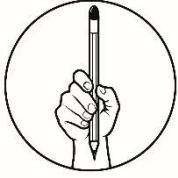
In the previous lesson, you are taught about the significant contributions of MIMAROPA and Visayas in fabric designs, clothing and body ornamentations. It discussed how local artisans crafted architectures, sculptures and everyday objects as an eye of their outer artistic manifestations and how the people of the place value art as a window of their soul in representing their place's beautiful cultures. We have also learned how MIMAROPA and the Visayas developed its own local arts as product of the place's local color.

In this module, you will learn how the local crafts of the region are influenced by the different elements which serve as basis in creating their masterpieces; how each crafted product is affected by the meticulous incorporation of different elements that make it so unique and exquisite. Now, sit back and begin this journey.

Learning Objectives

In this module, you will be able to:

1. identify the different elements of art;
2. distinguish the different elements of art used in arts and crafts of MIMAROPA and the Visayas; and
3. appreciate the design by differentiating the elements of arts used and by narrating the importance of art object and its use to everyday living



What I Know

Directions: Answer the following questions correctly. Do this on your activity notebook.

Part 1. Identify what is asked, select your answer on the box below.

1. When tones or colors range from light to dark and vice-versa, what element is highlighted?
2. What is the texture of the walls of Fort San Andres?
3. What element of art refers to the way things feel, or look when touched?
4. Where in Visayas did colorful sleeping mat called “banig” first originate?
5. What art in Visayas is considered a permanent body adornment and a symbol of pride and valor?
6. What element is easily perceived when touching the outer terra cotta façade of the Boac Cathedral?
7. What element is easily seen in the elaborate black design and alternate placing of the bamboo sheets in tingkop?
8. What type of architecture served as inspiration of the Miag-ao construction?
9. What art in Visayas is identified by black ink and a symbol of valor among men?
10. What element of art has positive and negative areas?

Pintados	Pattern
Texture	Value
Basey, Samar	Baroque
Rough	Texture
Space	Pintados

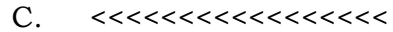
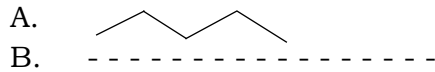
Part 2. Choose the letter of the correct answer.

11. What specific part of the Iwahig Main Building did not show colonial architecture?
 - A. Stairs up to the entrance
 - B. Verandah
 - C. Standard columns
 - D. Glass windows

12. Panubok is the traditional embroidery of Panay-Bukidnon with designs that are mostly a combination of matangpunay, sudli-kama, tanum and sikag sikag. This design implies that the manunubok or the embroiderers are:
- A. Inspired by nature
 - B. Only bounded by limited ideas
 - C. Closed minded people
 - D. Valuing nature as a god

13. Why did people of Romblon use coral stones in building Fort San Andres?
- A. The place is built near the sea and corals are more accessible.
 - B. Romblon has more to offer than their marble.
 - C. People of Romblon are resourceful.
 - D. They wanted to be unique.

14. Which of the following is not a line?



15. Which element is distinct in the “banig” of Basey, Samar?

- A. Line
- B. Color
- C. Shape
- D. Texture

Lesson

1

Arts and Crafts of MIMAROPA and the Visayas (When Bisaya Meets Tagalog) Elements of Art

Learning Competencies

The learner:

1. analyzes elements and principles of art in the production of one's arts and crafts inspired by the arts of MIMAROPA and the Visayas **(A7EL-IIb-1)**; and
2. appreciates the artifacts and art objects in terms of its utilization and its distinct use of art elements and principles. **(A7PL-IIb-2)**




What's New

Before we proceed with the new lesson, let us take a moment to look back on the previous discussion.

Activity #1: CRAZY ABOUT COLORS!

Directions: Observe the picture carefully and answer the questions that follow on your activity notebook.



Processing Questions:

1. What can you say about the picture?
2. If you remove any part of the picture, what do you think will happen?
3. Can you name the different things you have noticed in the picture?

This one's interesting, right? The colors are vibrant and the whole picture is challenging to look at. All I can say is that working in a canvass is a complex combination of creativity and expression. The artist uses art elements and combines them in different ways to create a unique piece, like this one. Sometimes, artworks contain only one or two elements. Sometimes they have all the elements in it. But

whatever method or materials an artist used in designing or creating, it is still a masterpiece as long as there is a unique combination of creativity and ideas.

Come on now and ponder its content as you read this material.




What is It

Have you ever looked at an artwork and wondered how the artist came up with the idea of making it? All art, whether two-dimensional like a painting or three-dimensional like a sculpture, contain one or more of the six elements of arts. In this lesson, you will learn about the different elements of art that are seen in Fabrics, Crafts and Accessories, Body Ornamentation, Architectures, Sculptures and Everyday Objects in MIMAROPA and the Visayas.


In the discussion from the previous quarter, you have been taught about the six basic elements of arts which are termed as building blocks. These are Line, Shape and Form, Value, Color, Texture and Space. Before we dig deeper in it, let us check how far is your understanding of the art elements by answering the activity below on your notebook.

Activity #2: FUN ON CIRCLES


Directions: Copy the circles below on your activity notebook and inside them draw/illustrate the element of art being asked in each.




LINE




COLOR




VALUE



TEXTURE




SPACE



SHAPE

Good job! Now that you have illustrated your understanding of the different elements of art, it is now time to define them! Using the picture below, write the description of these elements on your activity notebook.



1. LINE - _____
2. SHAPE - _____
3. VALUE - _____
4. COLOR - _____
5. TEXTURE - _____
6. SPACE - _____

Well done! It seems that you have good observation and interpreting skills! Let us now unfold its significance in the different arts and crafts of MIMAROPA and Visayas.

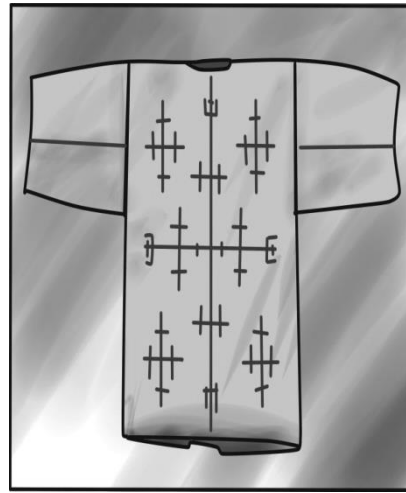
There are many different arts and crafts produced by MIMAROPA and Visayas. Along with their creativity in their indigenous methods is the natural springing of their innate design collaborated by nature’s wonders and the complex combinations of the different elements that make their creations extraordinary.

MIMAROPA is rich in cultural and art heritage. Its name, being derived from the constituent provinces of Mindoro, Marinduque, Romblon and Palawan is already a manifestation of a complete creativity of the people living in it. Consider for instance the beautiful attires worn by distinct natives of Mindoro. The rutay Mangyans, despite the inevitable exploitation of the lowland traders, have preserved a big part of their culture and beliefs that can be seen in their clothing. The males use the the g-string-balled ba-ag for the lower part and for the upper part, they wear the sleeved balukas. For females, on the other hand, the ramit is worn which is designed to be worn differently. It can be a sleeveless subon and the sleeved lambong. The cloth used to form these clothes is made of cotton which the tribal people plant and they color it with an indigo dye extracted from the plant named tagom (*inidigofera suffruticosa*). The Hanunuo men and women wear the hagkus or willed rattan belt

with a pocket. Women wear the hulon, a belt made from nito around their waist. The male Irayans, on the other hand, wear bahag or loin cloth which is tailored from tree bark, the kaitong or belt, and the talawak or head band.

The females wear tapis or skirtlike covering from tree bark also, the lingob or belt and the sagpan or pamanpan to cover the breast.

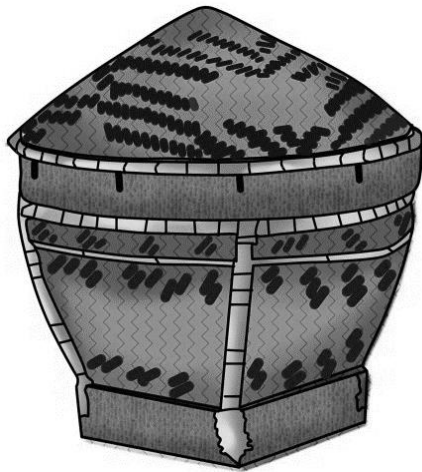
The outfits and attire worn by the prominent natives of MIMAROPA manifest the different elements incorporated in it including the complex combinations of lines, texture of the fabric, the value and the color of the textile used. Truly, even the most indigenous reflect the absolute beauty of the region's cultural heritage.



The photos above are blue and white-colored balukas, the ethnic attire of Mangyan, with a hand-stitched pakudos design.

In terms of crafts, accessories and body ornamentations, the MIMAROPA region is known for its excellent produce. Common among the men of Palawan are skillful wood carvers while the children and women are proficient weavers beginning at their early age. They were trained through seeing the old folks and observing the crafts made by their elders. Another craft that is common among the people of Cuyo, Palawan is “binatuan” weaving. The word, being Cuyonin in origin means “creation”. This craft proves that they are naturally inclined to create native products that show their innate gift in harnessing the indigenous materials into useful ones.

Young Palawano boys and girls are trained to weave at an early age. The males are assigned to gather and prepare the materials while women are tasked to accomplish the actual weaving. A famous handicraft produced by the Palaweños is called tingkop. Tingkop is a cone-shaped colander harvest basket made of blackened and natural bamboo. Made from soft and hard-woven strips of “buldong”, “binsag” and “busnig” varieties of bamboo, held together by rattan to provide shape and sturdiness, this basket is also used by healers during a ritual called kundu to house the spirit of Linamen, a beautiful and powerful female spirit.



tingkop

It is a cone-shaped colander basket and is one of the heritage art and craft original in Palawan. This basket is occasionally made of blackened and natural hard-strip bamboo which makes the design stand out by creating diagonal patterns and lines. The design is created by an extremely subtle changing of the under-over pattern of the bamboo strip. Using black and natural color designs outside, the center of the cone has bamboo strips skived slightly smaller, creating even holes for the screen. What sets it apart from other baskets is its cone-shaped cover. This tingkop is an endangered inherited handicraft due to the scarce preservation of the craftsmanship.

Common among the crafts, accessories and body ornamentations found in MIMAROPA is the incorporation of colorful materials that cover the products of a specific place. With its unique taste for colors, materials and design, the place is truly a haven of art and creativity.

When it comes to architecture, MIMAROPA has been known for its grandeur in decorating and building sites that are formidable. Beginning with Marinduque, Simbahan ng Boac has been considered a place of worship for the common people of Boac, Marinduque. Having built in 1792 and initiated by a parish named Saturnino Trinidad, this massive church facades a wall of rough terra cotta while the bell tower is of cut adobe stones. The design is patterned to Filipino-Hispanic influence evident in the semi-flattened roof, rounded arches over windows and door and stucco wall exterior. The over-all appearance of the design is asymmetrical from roof to the floor which is a common Spanish design.



Boac Cathedral

This church was built in 1792. Its massive façade is made of rough terra cotta blocks while the bell tower is of cut adobe stones. The combined elements of arts can be easily perceived in the color, texture and irregularity of shapes in this architecture.

WORDS TO REMEMBER:

Attic is a space or room just below the roof of a building

Balustrade is a railing supported by balusters, especially an ornamental wall on a balcony, bridge or terrace.

Baroque is a style of European architecture and art from the 17th and 18th century that is characterized by curved forms, oval shapes and the combination of concave and convex forma to make walls appear bigger and moving.

Façade is the face of a building, especially the principal front that looks onto a street.

Stucco is a fine plaster to cover the rough surface.

Terra cotta is typically a brownish-red material used in a building.

Retablo is a frame or shelf enclosing decorated panels above and behind the altar.



Old Houses in Pola, Oriental Mindoro

Built in the early 19th century, these old houses are the result of the combined architecture of American and Spanish designs. The Spanish influence in the layout followed the typical open ventilation and elevated apartments. These usually had solid stone foundation or brick lower walls and overhanging, wooden upper story with balustrades and capiz-shell sliding windows. On the other hand, the American influence is seen in the alignment of paralleled wood and four-corned roof accentuated by an attic.

Common among the people of Mindoro is the leaning of the people to religious principles. That enough is obvious in the erection of churches that last for decades or even centuries, enough to prove the Catholic influence that is within the common folks. Like for instance, is the Lumang Simbahan ng Sablayan, Occidental Mindoro. It was established as a recollect parish in 1843 but was damaged by a tsunami in 1877. It was later restored on the same year until 1879. Simple as it is from the outside, the complete opposite of its design would be seen from the inside in its splendid mix up of interiors, colors, ceiling contours and floor designs.



Lumang Simbahan ng Sablayan, Occidental Mindoro

It was established as a recollect parish in 1843 but was damaged by a tsunami in 1877. Looking at the outside, the church has a rough wall of discolored bricks while the inside shows the prominent placement of lines and opposite colors of ceiling and floor in contemporary design.

Palawan has been beautifully gifted with magnificent natural bestowments, and when it comes to architecture, it is sure of its leaning to beautiful designs. Particular among the people of today is the Iwahig Prison and Penal Colony. Established in 1904 by then American Governor of the Philippines Luke Wright, this penal colony was first used to accept spillovers from Bilibid Prison. Built according to colonial architecture, the gate is distinct in its arched design with small pediments above it. Made from massive bricks that could withstand time, this incredible infrastructure is still strong up to this date.



Iwahig Prison

The colonial influence in the architecture is seen in the stairs leading up to the entrance with verandah and standard columns. There is a wide and open view from the inside to allow proper ventilation, common among the Spanish- American design.

WORDS TO REMEMBER:

Verandah is an open walkway or standing area attached to the side of a building.

Colonial architecture is an architectural style from a mother country or colonizers that has been incorporated or adapted into the buildings of settlement or colonies.

Byzantine Altar is an excessively, complicated, detailed altar inside a church that contains grand details and designs that originated from the Byzantine empire known today as Istanbul, Turkey.

Romblon, aside from being the marble capital of the Philippines, is also blessed with historical sites that were built during the Spanish times dating from 15th century. Those heritage sites are still intact up to this date, including the Fort San Andres, Romblon, Romblon.



Fort San Andres, Romblon

This fort has towers which give the visitors a complete and spectacular view of the entire harbor. Constructed in 1645, this fort served a significant role in the history of the province. It was made from coral stones, being the local material available, piled in parallel pattern.

Romblon is known for being the Marble Capital and there is more to life than that. Being blessed with the genius growth of fine marble in the mountainous sides of the place, townsfolk are able to create a masterpiece of marble statues and marble sculptures.



marble statues and marble sculptures

Masterpiece of marble statues and marble sculptures with smooth and fine textures.

The church is accentuated with stained-glass of different colors, Byzantine altar, religious paintings and antique icons. The church tower makes use of the old copper bell which was part of the construction on 1640-1726. The components of the church body are bricks harnessed from corals.



St. Joseph Cathedral

In Romblon, St. Joseph Cathedral is known for its religious heritage. It is one of the 26 colonial churches in the 15th century declared as National Cultural Treasures in 2001 and is considered as the oldest Catholic church in the province.

By looking at the design of the tower, the Spanish colonial influence can be easily perceived beginning with its semi-circle structure from foundation up to the tower end, the open arched windows and the ledge of each progressive level.

The inside of the church has much more details than its outside. Its unique features contain marble retablos, religious paintings, antique icons and pillars gilded with golden color at the upper end.

Are you in awe after traversing the different places in MIMAROPA? I am sure you are! Well, I am delighted to tell you that there is a lot more as you continue reading this module.

Let us now tour the wonderful places in Visayas!

Visayas has been richly endowed with fine crafts that set them at par with the rest of the arts and produce of any other places. Drifting from attires, crafts and accessories, architectures, sculptures and everyday objects, one can see the beauty created from the complex combinations of different art elements which comprise a beautiful masterpiece.


The following are the art products of the known places in Visayas:

In Panay, the tumandok are the native or indigenous dwellers who are gifted with the skills in making patadyong, a wrap-around piece of cloth worn by women as skirt and is usually paired with a kimona. It is often colorful and features linear and geometric designs.

Kimona represents the fashion of Visayas, typically transparent with its clothing made from pineapple fiber. The kimono dress is often accompanied with a handkerchief called tubao and is often placed above the right shoulder. Sinumbrahan na Pula is a traditional red blouse worn by tumandok women while Koton is a blouse embroidered with designs that shows the community's traditional life.


Adding more to the vibrancy of Panay culture is the panubok, the traditional embroidery of Panay-Bukidnon or tumandok. It comes from the local word "tubok" which means "to embroider". The embroidery has different designs and patterns inspired by what they see in nature. Some of the designs are binunghay or design from bamboo mat, Bulak Ka Bukinggan or mountain flowers, Sudli Kama or skin/scales of a python snake, Matang Punay or the eye of a bird, Sikag-sikag or fishbone, Bulak ka Putik or sunflower and Tanum plants.

Weaving is the primary form of arts and crafts in the island even before the Spaniards came to the Philippines. It was once tagged as the "Textile Capital of the Philippines"




Panubok

It is the traditional embroidery of Panay-Bukidnon. Weaving is the primary form of arts and crafts in the island even before the Spaniards came to the Philippines. It was once tagged as the “Textile Capital of the Philippines”. The product has wonderful lines, bright colors and various shapes which make it distinctly unique.



Panyo

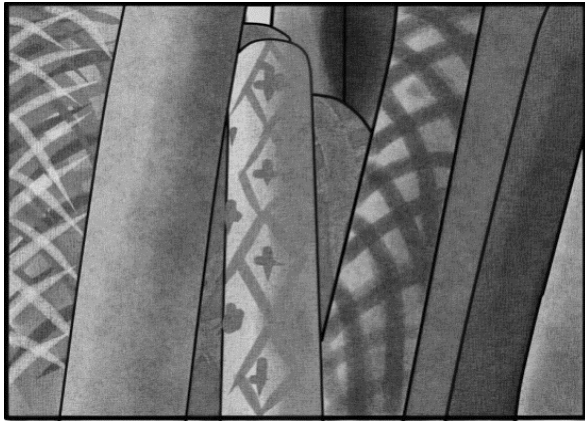
With bright colors and lines, this cloth is usually used in Binanog (dance of Panay-Bukidnon). It is designed with panubok, a combination of matangpunay and fishbone.



Capiz Shell

It is also an important material in the craft of Panay island particularly in Aklan and Iloilo. Shells are bleached and dried before being pressed or cut into desired shapes.

Weaving from indigenous fibers such as *jusi* and *piña* became popular in the latter part of the 19th century. Piña weaving is an age-old tradition in Aklan, the leading manufacturer of piña cloth in the country including the weaving of baskets, trays, and mats which became popular in the place.



banig

BASEY, SAMAR is known for its woven products such as mats, wall decorations and the famous colorful sleeping mats. This banig has an exceptional amount of lines, patterns, colors and shapes. The mats are made of “tikog” leaves, reed grasses that are found in swampy areas which were dyed with various colors and woven into designs.

The colorful mats are more expensive than the simple ones. The weavers have produced other products such as bags, decors, place mats, furniture matting, and other adornments.



Miag-ao Church

This church in Iloilo has been known since its complete construction in 1797. It served as a refuge from the Moros. The architectural design has a pre dominance of baroque and local artistic elements. Its façade employs diverse relief motifs and periodic styles. These are carved on local limestones of soft yellow color.

The adobe used in the building is made from silt and clay that can only be found in this part of Iloilo, giving the building a unique yellowish glow.

This fortress had been rebuilt from different times after being destructed and damaged during the revolution in 1898 and the earthquake in 1948. It has been described as a fortress baroque church. Baroque architecture is an incorporation of curved forms, domes and oval shapes which made it bigger and higher. Baroque architecture is a love child of Italian architecture and is renowned all across the world.



Pintados

In terms of body ornamentation, the Spaniards called the Visayans “Pintados” or painted ones. Tattooing is considered a permanent body adornment and is considered a symbol of male pride and valor. With an exquisite balance of shapes and lines, the Pintados have given the country a unique blend of their defined culture that is mostly common in Cebu, Bohol, Leyte, Samar and other parts of Visayas.

Art opens up the minds of people by simply looking at the different avenues that it covers, be it from Architecture, Daily objects, Sculpture, Fabric and Body ornamentation. It enables us to appreciate more the local offering of the mentioned regions and its impact in our nationality as Filipinos. There is pride and glory in perceiving how they have combined the different elements to create wonderful pieces of artworks.

Now that you have discovered the splendid beauty and gifts of MIMAROPA and Visayas, let us now assess your understanding of these by answering the activity below. Good luck!

Activity #3: HERE WE GO A-FINDING

Directions: Decode the jumbled words encountered by Sally as she walks along the souvenir streets of Palawan. Write your answers on your activity notebook.

As Sally walks along the pavements of Puerto Princesa City, she is thinking of where to find the best souvenirs for her family when she returns to Mindoro. She is excited but at the same time anxious. She has no idea on what to buy yet. Sally enters the covered booth to look for some fancies. She is determined to find the **1.INEL**. Her grandmother said that it is distinct in its length and it can be straight or bent. As her steps progress amid the noise and buffering of the vendors, she remembers the second thing that she must be looking for, **2.TXTREUE**. According to her granny, it can be anything that is rough or smooth. Now that the place is getting noisier and the crowd is getting thicker, she misses the **3.OLROC** of the outside. Ahuh! She exclaims. It’s another thing that she must be looking for! As far as she can remember, it can be hue, value and intensity.

The place is getting full. The people are swarming as they look for souvenirs. While walking, she remembers **4.ECSPA**, an element defined as the positive and negative depth achieved in an artwork. As Sally explores the inside of the flea market, she saw various pieces of stones connected together which make necklaces and

anklets. The stones are of different sizes and weight. All of a sudden, she remembers **5.HAPES**. She must be looking for it too! As her grandma said, it can be flat or limited two dimensional and can vary from one to another. As she reaches the end of the souvenir shop, she suddenly remembers the last thing that she must be looking for, **6.EVLUA**. She recalls that it is the lightness and darkness of tones or colors.

When Sally reaches the end line of the souvenir market, she decides not to buy the things she needed at that day but on the next.

That was a bit challenging, right? How was your experience after visiting the regions of MIMAROPA and Visayas? Are you now ready to come home and share everything that you have learned? Let us find out by answering another activity.

Activity #4: BAGGAGE CLAIM

Directions: Complete the needed information in each baggage tag below. Do this on your activity notebook.

Hello! I am Dave. I live in Samar. Our place is known for the colorful _____. The common elements of art incorporated in our produce are _____, _____, and _____.

Hello! I am Issa. I live in Palawan. Our place is known for this basket called _____. The common elements of art incorporated in our product are _____, _____, and _____.

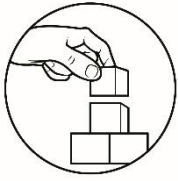
Hello! I am Wa-Ay, a Hanunuo. I live in the region of _____. I like to wear _____. The common elements of art incorporated in my outfit are _____, _____, and _____.

Hello! I am Kimmy and I live in Boac, in the province of Marinduque. We have this old 47 year-old church called _____. The common elements of art incorporated in this architecture are _____, _____, and _____.

Hello! I am Sarah. I live in Ilo-ilo. Our place is known for the massive _____. The common elements of art incorporated in our architecture are _____, _____, and _____.

Hello! I am Ara I live in Panay. Our place is known for the colorful embroidery called _____. The common elements of art incorporated in our produce are _____, _____, and _____.

Wow! It seems that you have learned a lot from the discussions. I am sure that you are now ready to put your knowledge into another level by accomplishing the activity that follows. Let's do it!

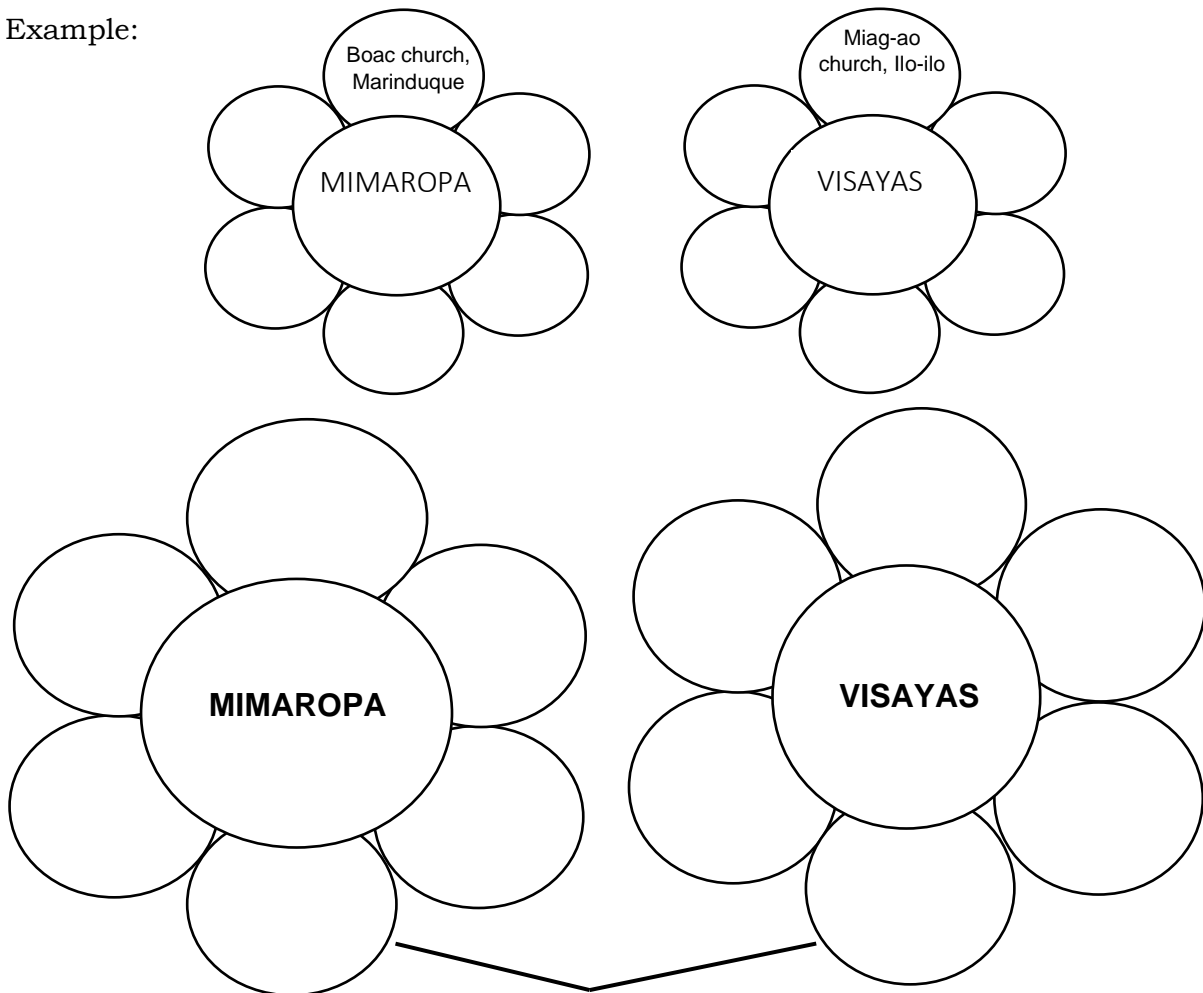


What's More

Activity #5: FLOWER POWER

Directions: Copy the flowers below on your notebook and fill in each petal with the specific art and its place of origin, and then answer the questions that follow.

Example:



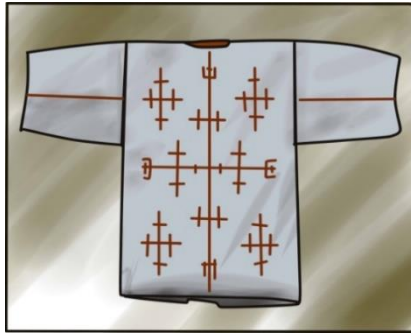
Processing Questions:

1. Which element is dominantly used in the arts of MIMAROPA and Visayas? Why do you think so?
2. Which art areas (e. g Architecture, Daily objects, Sculpture, Fabric, Body ornamentation) are the elements mostly present? Why do you think so?
3. What commonalities do MIMAROPA and Visayas have in the use of the six elements?

Great job! You did well, but wait here is another activity that will require you to apply everything you have learned and reflect from it by answering this activity.

Activity #6: OPPOSITES ALL AROUND

Directions: Below are two pictures of native clothing material from MIMAROPA and Visayas. Observe closely how these designs differ in texture, line and color as among the fundamental elements of arts. Answer the questions that follow on your activity notebook.



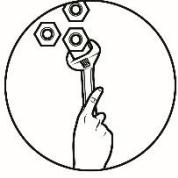
1. What are the similarities of the two fabrics? How about their differences?
2. Based from the diverse cultures of the two regions, how are the designs affected by their local color?



What I Have Learned

Directions: Write down your experience while answering this module in the chart below titled “My Reflections.”

My Reflections



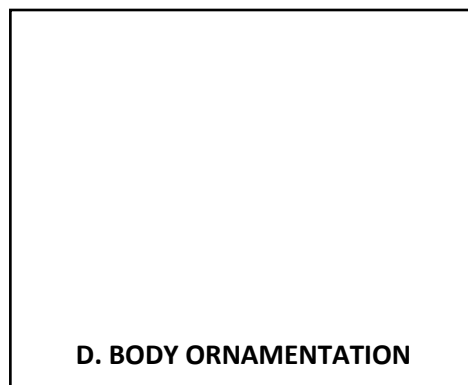
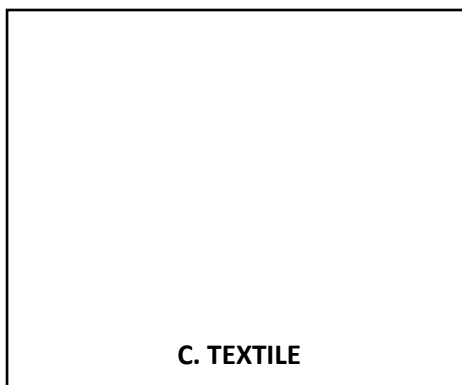
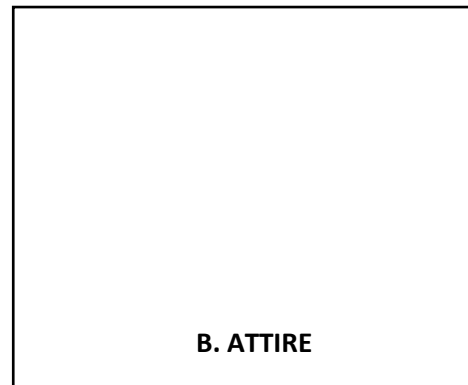
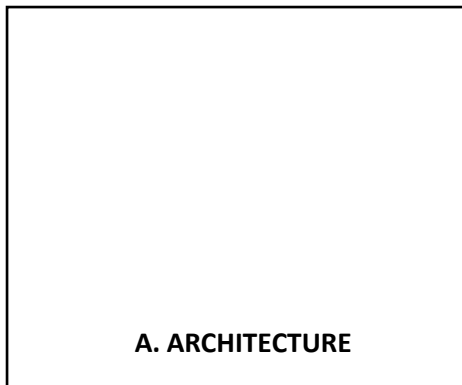
What I Can Do

Congratulations!

It seems that you really learned a lot from this lesson. Are you now ready to bring out the artist-spirit within you? Let us try this exciting activity! Do this on a short bond paper.

Activity #7: A TIME TO SHINE

Directions: The boxes contain the different art/crafts that you have to work out with. As your art project, choose 1 from the 4 boxes and create a design inspired by the arts of MIMAROPA and Visayas using the elements. Be guided by the rubric that follows. Take a photo of your artwork and submit it to your facilitator through messenger, e-mail, or other media platforms.



Activity #8: WRITE, TELL A FRIEND

After arriving at your selected art project as what you did in the preceding activity, it is now your time to share your experience to a friend by writing him/ her a letter.

Directions: Kindly narrate the process and the steps on how you have come up with your output. Tell your significant learning on the elements and principles of arts that you have incorporated in your design including the utilization of the art object in everyday living.

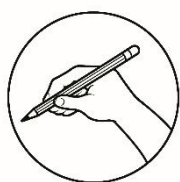
Are you ready?

Dear _____

Yours truly _____

RUBRIC FOR YOUR DESIGN


	5	4	3	2	1
Elements	The artwork shows the use of all elements.	The artwork shows the use of 5 elements.	The artwork shows the use of 4 elements.	The artwork shows the use of 2-3 elements.	The artwork shows the use of 1 element only.
Creativity/Originality	The artwork contains original ideas and interpretation.	The artwork contains original ideas and interpretation, but does not innovate the materials used.	The artwork contains an idea but lacked originality and does not innovate the materials used.	The artwork does not contain new idea and/or innovation on the materials used.	The artwork has no creativity and originality.
Skill	The artwork is beautifully and skillfully done with clear attention to detail.	The artwork shows good craftsmanship with some attention to details.	The artwork shows average craftsmanship and average attention to details.	The artwork shows below average craftsmanship and a little attention to detail.	The artwork shows poor craftsmanship and lacks understanding of the artwork.



Assessment

Directions: Answer the following questions correctly. Do this on your activity notebook.

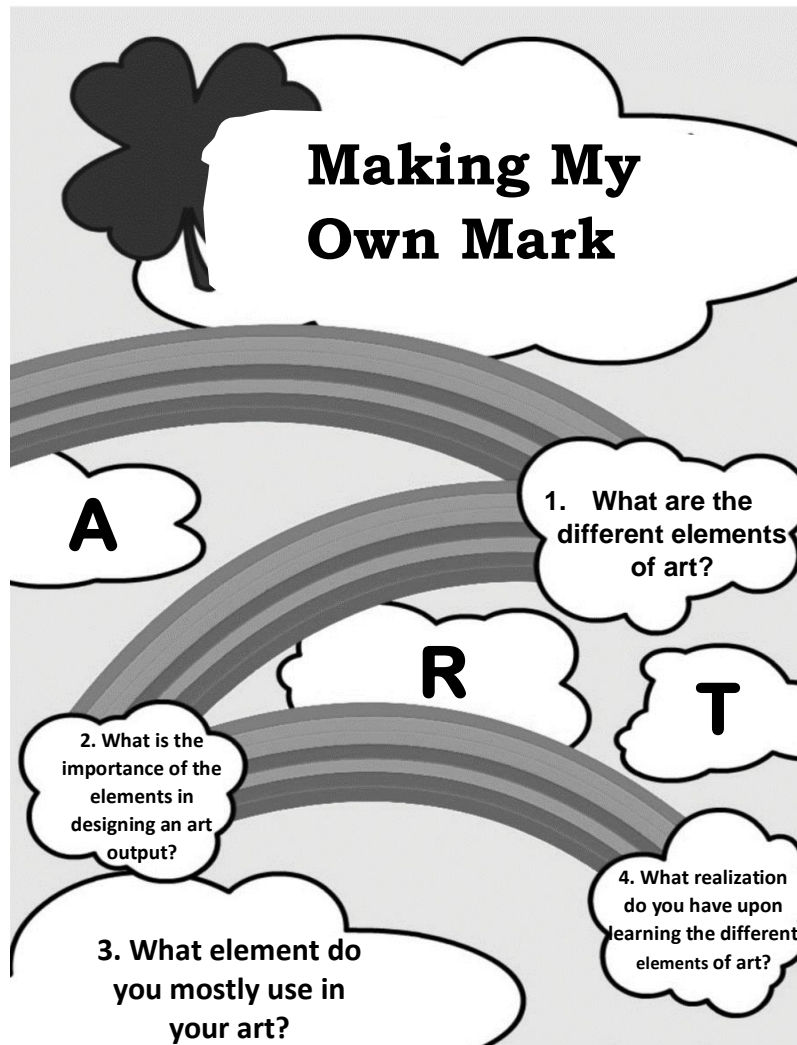
1. When tones or colors range from light to dark and vice-versa, what element is highlighted?
2. What is the texture of the walls of Fort San Andres?
3. What element of art refers to the way things feel, or look when touched?
4. Where in Visayas did colorful sleeping mat called “banig” first originate?
5. What art in Visayas is considered a permanent body adornment and a symbol of pride and valor?
6. What element is easily perceived when touching the outer terra cotta façade of the Boac Cathedral?
7. What element is easily seen in the elaborate black design and alternate placing of the bamboo sheets in tingkop?



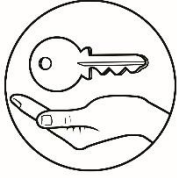
Additional Activities

Activity #9

After all the meaningful journey you just had, below, let us see the wrap up of your learning in this module. Answer the question.



Thank you for your diligence in answering it! Note that the learning you gained in this module is a spring board to the next. I had fun being with you all along your journey in this crafted material. Until next time!



Answer Key

What Is It

Activity 3

1. Line
2. Texture
3. Color
4. Space
5. Shape
6. Value

Activity 4

Hello! I am Dave. I live in Samar. Our place is known for the colorful *banyig*. The common elements of art incorporated in our produce are color, lines and shape.

Hello! I am Wa-Ay, a Hanunuo. I live in the region of MIMAROPA I like to wear *balukas*. The common elements of art incorporated in my outfit are line, color, and pattern.

Hello! I am Sarah. I live in Ilo-Ilo. Our place is known for the massive Miag-ao Church. The common elements of art incorporated in our architecture are color, texture and shape.

Hello! I am Issa. I live in Palawan. Our place is known for this basket called *tingkop*. The common elements of art incorporated in our product pattern, color and shape.

Hello! I am Kimmy and I live in Boac, in the province of Marinduque. We have this old 47 year-old church called *Boac Church*. The common elements of art incorporated in this architecture are color, texture and shape.

Hello! I am Ara I live in Panay. Our place is known for the colorful embroidery called *panubok*. The common elements of art incorporated in our produce are color, shape and line.

What's New

1. Answers may vary
2. The picture is visually appealing because of the different colors, shapes and other compositions.
3. The picture needs to be complete in order to give its meaningful message.
4. The different things that were noticeable in the picture are color, shape, its background.

What I Know

1. Value
2. Rough
3. Texture
4. Basesy,
5. Pintados
6. Texture
7. Pattern
8. Baroque
9. Pintados
10. Space

11.D
12.A
13.A
14.C
15.B

Assessment	
16. Value	26. A
17. Rough	27. B
18. Texture	28. A
19. Basey,	29. C
Samar	30. A
20. Pintados	
21. Texture	
22. Pattern	
23. Baroque	
24. Pintados	
25. Space	

What's More	
Activity #5: FLOWER POWER	
Mimaropa	
Tingkop-Palawan	
Boac Cathedral-Marinduque	
Pola old houses-Oriental Mindoro	
Sabluyan Church-Occidental Mindoro	
Iwahig Penal Colony-Occidental Mindoro	
Balukas-Oriental Mindoro	
St. Joseph Cathedral-Romblon	
Fort San Andres-Romblon	
Marble Statues-Romblon	
Visayas	
Panubok-Panay, Bukidnon	
Capiz Shell-Aklan and Iloilo	
Banig-Basey, Samar	
Miag-ao Church-Iloilo	
Pintados-Cebu, Bohol, Leyte, Samar and other parts of Visayas	

References

- c. 2003-2020 . Accessed December 18, 2019.
<https://study.com/academy/lesson/what-are-the-seven-elements-of-art-definition-examples.html>.
- damiendavid , ed. 2014. February 03. Accessed December 21, 2019.
<http://nightskylie.blogspot.com/2014/02/mandigima-pintados.html>.
- Bombette. 2013. mybeautifulILOILO. August 21. Accessed December 18, 2019.
<http://mybeautifuliloilo.blogspot.com/2013/08/weaving-iloilo.html>.
- c.2012. Bureau of Corrections. Accessed December 18, 2019.
<http://www.bucor.gov.ph/facilities/ippf.html>.
- c. 2019. Explora.ph . Accessed December 20, 2019.
<https://explora.ph/attraction/830/catedral-de-san-jose-st-joseph-cathedral>.
- c.2019. Explora.ph. Accessed December 20, 2019.
<https://explora.ph/attraction/216/old-houses-in-pola>.
- c.2019. Explora.ph. Accessed December 21, 2019.
<https://explora.ph/attraction/839/fuerza-de-san-andres-fort-san-andres>.
- n.d. Explore Basey,Samar Philippines It's More Fun In Basey,Samar Philippines. Accessed December 18, 2019. <https://evsukraymarabut.wordpress.com/the-famous-banig-in-baseysamar/>.
- n.d. Explore Iloilo. Accessed May 26, 2020.
<https://www.exploreiloilo.com/do/info/miagao-church/>.
- Guia , Jhaypee . 2015. Vigattintourism . November 09. Accessed May 26, 2020.
<https://www.vigattintourism.com/tourism/articles/Magnificent-Spanish-era-Architecture-of-Miag-ao-Church>.
- Lagran, Mayda N. . 2019. Marinduque News. February 13. Accessed December 20, 2019. <https://marinduquenews.com/2019/02/13/boac-cathedral-is-greatest-monument-of-faith-history/>.
- n.d. Mangyan Heritage Center Safeguarding the indigenous culture of Mindoro, Philippines. Accessed December 19, 2019.
<http://www.mangyan.org/content/hanunuo>.
- National Commission for Culture and the Arts . c. 2013. National Economic and Development Authority, MIMAROPA. Accessed December 21, 2019.
<http://mimaropa.neda.gov.ph/ncca-completes-restoration-of-fort-san-andres-in-romblon/>.
- Piccio , Belle . 2015. Choose Philippines. August 13. Accessed December 17, 2019.
<https://www.choosephilippines.com/specials/buy-local/3331/panubok-panay-bukidnon-traditional-embroidery>.— . 2013. Choose Philippines. May 03. Accessed December 17, 2019. <https://www.choosephilippines.com/do/buy-local/134/sparkling-shells-capiz>.

For inquiries or feedback, please write or call:

Department of Education - Bureau of Learning Resources (DepEd-BLR)

Ground Floor, Bonifacio Bldg., DepEd Complex
Meralco Avenue, Pasig City, Philippines 1600

Telefax: (632) 8634-1072; 8634-1054; 8631-4985

Email Address: blr.lrqad@deped.gov.ph * blr.lrpd@deped.gov.ph