


# English

## Quarter 1 - Module 2

### Lesson 4: Inferring the Meaning of Clipped Words Using Context Clues



**English – Grade 5**  
**Alternative Delivery Mode**  
**Quarter 1 – Module 2, Lesson 4 – Inferring the Meaning of Clipped Words Using**  
**Context Clues**  
**First Edition, 2020**

**Republic Act 8293, Section 176** states that no copyright shall subsist in any work of the Government of the Philippines. However, prior approval of the government agency or office wherein the work is created shall be necessary for exploitation of such work for profit. Such agency or office may, among other things, impose as a condition the payment of royalties.

Borrowed materials (i.e., songs, stories, poems, pictures, photos, brand names, trademarks, etc.) included in this module are owned by their respective copyright holders. Every effort has been exerted to locate and seek permission to use these materials from their respective copyright owners. The publisher and authors do not represent nor claim ownership over them.

Published by the Department of Education  
Secretary: Leonor Magtolis Briones  
Undersecretary: Diosdado M. San Antonio

**Development Team of the Module**

**Writer:** Reymarc Jonvil F. Dacallos  
**Editors:** Rustum D. Geonzon, Ferdinand A. Negros, and Dean Ric M. Endriano  
**Reviewers:** Josefina F. Dacallos, Dina S. Superable, and Cynthia Agner  
**Layout Artists:** Janssen Louel C. Dabuet and Gibson J. Gayda

**Management Team:**

Ramir B. Uytico  
Arnulfo M. Balane  
Rosemarie M. Guino  
Joy B. Bihag  
Ryan R. Tiu  
Dean Ric M. Endriano  
Teodorico C. Peliño Jr.  
Carmela R. Tamayo  
Moises D. Labian Jr.  
Antonio F. Caveiro  
Josefina F. Dacallos  
Faustino M. Tobes  
Rustum D. Geonzon

**Printed in the Philippines by \_\_\_\_\_**

**Department of Education – Region VIII**

Office Address: Government Center, Candahug, Palo, Leyte

Telefax: 053 – 832-2997

E-mail Address: region8@deped.gov.ph

# English

## Quarter 1 - Module 2

### Lesson 4: Inferring the Meaning of Clipped Words Using Context Clues

# Introductory Message

This Self-Learning Module (SLM) is prepared so that you can continue your studies and learn while at home. Activities, questions, directions, exercises, and discussions are carefully stated for you to understand each lesson.

Each SLM is composed of different parts. Each part shall guide you step-by-step as you discover and understand the lesson prepared for you.

Pre-tests are provided to measure your prior knowledge on lessons in each SLM. These will tell you if you need to proceed on completing this module or if you need to ask your facilitator or your teacher's assistance for better understanding of the lesson. At the end of each module, you need to answer the post-test to self-check your learning. Answer keys are provided for each activity and test. We trust that you will be honest in using these.

In addition to the material in the main text, **Notes to the Teacher** is also provided to our facilitators and parents for strategies and reminders on how they can best help you in home-based learning.

Please use this module with care. Do not put unnecessary marks on any part of this SLM. Use a separate sheet of paper in answering the exercises and tests and read the instructions carefully before performing each task.

If you have any questions in using this SLM or any difficulty in answering the tasks in this module, do not hesitate to consult your teacher or facilitator.

Good luck and happy learning!



## ***What I Need to Know***

Have you ever heard of clipped words? How are they formed? How are they used in a sentence? To discover what these are all about, go through this lesson attentively as you are expected to:

- identify clipped words;
- write the original words where the clipped words originated;
- give the clipped word of a given word; and
- infer the meaning of clipped words based on given context clues such as synonyms, antonyms, word parts, and others.



## ***What I Know***

Before you start, answer the questions below to determine how much you have already known about the lesson to be discussed.

**Directions:** Give the original word of the given clipped word in each item. Write the letter which corresponds to your answer in your notebook.

1. coke - carbonated drink flavored with extract from Kola nuts  
a. coca-cola            b. cocoa            c. cocaine            d. coconut
  
2. co-ed - school attended by members of both sexes  
a. co-edam            b. co-edit            c. co-editor            d. co-educational
  
3. grannie, granny - the mother of your father or mother  
a. grandmaster            b. grandfather            c. grandmother            d. granary
  
4. vet - a doctor who takes care of animals  
a. vegetarian            b. Vietnamese            c. veteran            d. veterinarian
  
5. gent - a man of refinement  
a. gentile            b. gentleman            c. gentle            d. general

Well, how was it? Do you think you fared well? Check your answers from the *Answer Key* on Page 9 to find out.

If your answers **were** all correct, you did very well! This shows that you already know a lot about the topic. You may still study the module to review what you already know. Who knows, you might learn a few things that are newer as well.

If you got a low score, don't feel bad. This means that this module is for you. It will help you understand important concepts that you can apply in your daily life. If you study this module carefully, you will learn the answers to all items in the test and a lot more! Are you ready?

You may now begin the lesson.

## Lesson

# 4

## Inferring the Meaning of Clipped Words Using Context Clues



### *What's In*

#### Activity 1

**Directions:** Identify the shortened form of the underlined word in each sentence. Write only the letter which corresponds to your answer in your notebook.

1. It is convenient to save documents in a compact diskette.  
a. diss    b. disk    c. diet
2. He brought a very expensive motorbike.  
a. motor    b. bike    c. mike
3. The athletes are waiting at the gymnasium.  
a. gum    b. gym    c. gyn
4. Father rides a caravan to work every day.  
a. car    b. van    c. can
5. Kids love hamburger.  
a. burger                                         b. booger                                      c. ham

#### Activity 2

**Directions:** Identify the meaning of the underlined clipped word from the choices given. Write only the letter which corresponds to your answer in your notebook.

1. The memo encourages us to adhere to the protocols set by the local IATF.  
a. a written reminder    c. a command  
b. an advertisement    d. a law
2. Analie is a teen studying in Manila.  
a. a toddler    c. an adolescent  
b. an old lady    d. an adult

3. Angelica Joy phoned her friend to invite her over for dinner.
- a. called
  - b. confronted
  - c. requested
  - d. messaged
4. A whistle was heard from the fair and just ref.
- a. a player
  - b. an athlete
  - c. an official who controls a sports event
  - d. refrigerator
5. The ad encourages us to eat healthy food every day.
- a. a commercial
  - b. a command
  - c. a law
  - d. a slogan



## ***What's New***

Look at the words *mathematics*, *hamburger*, and *market*. What happens if we remove or omit some letters from these words in a certain way?

~~math~~ematics  
han**burger**  
mar**ket**

Can you still recognize the words? Have you ever heard of or encountered the words *math*, *burger*, and *mart* before? If you were to use the words, which ones will you choose? What do we call these words that become shorter without changing their meaning?



## ***What Is It***

Most of us like to make things simple. In speech and in writing, we often shorten words to make them easier to say, write, remember, and understand. Instead of saying “I want to wear **pantaloons** today,” one would always say, “I want to wear **pants** today.” Likewise, you often hear people say “**math**” instead of “**mathematics**.” It seems that people prefer to use the shorter and simpler version of the word.



Words like *math*, *burger*, *mart*, and *pants* are what we call **clipped words**. Clipped words are words that have been shortened or “clipped” so that they become much shorter than the original words. Clipped words retain the meaning of the longer word. The process in which a word is reduced or shortened without changing the meaning of the word is called **clipping**.

To give you better idea about clipped words, you need to be familiar with its different types.

### Types of Clipping

Read and understand the meaning of each type.

1. **Backclipping**– Only the first part of the word is left intact.

Examples:

bra (**br**assiere)

app (**ap**plication)

2. **Foreclipping**– Only the last part of the word remains. Examples:

phone (tele**ph**one)

gator (all**ig**ator)

3. **Middle Clipping**–Only the middle part of the word stands.

Example:

\* flu (in**fl**uenza)

### Other examples:

Original Word	Clipped Word	Type of Clipping	Definition
Alchemist	<b>Chemist</b>	Fore clipping	a person who tries to find a way to change ordinary metals into gold and to find a medicine which would cure any disease
Dormitory	<b>Dorm</b>	Back clipping	a large room containing many beds, especially in a boarding school or university
Pajamas	<b>Jams</b>	Middle clipping	Soft loose clothing which is worn in bed and consists of trousers and a type of shirt
Refrigerator	<b>Fridge</b>	Middle clipping	a piece of kitchen equipment which uses electricity to preserve food at a cold temperature

Original Word	Clipped Word	Type of Clipping	Definition
Memorandum	<b>Memo</b>	Back clipping	a short written report prepared specially for a person or group of people which contains information
Turnpike	<b>Pike</b>	Fore clipping	a motorway which you usually have to pay to use

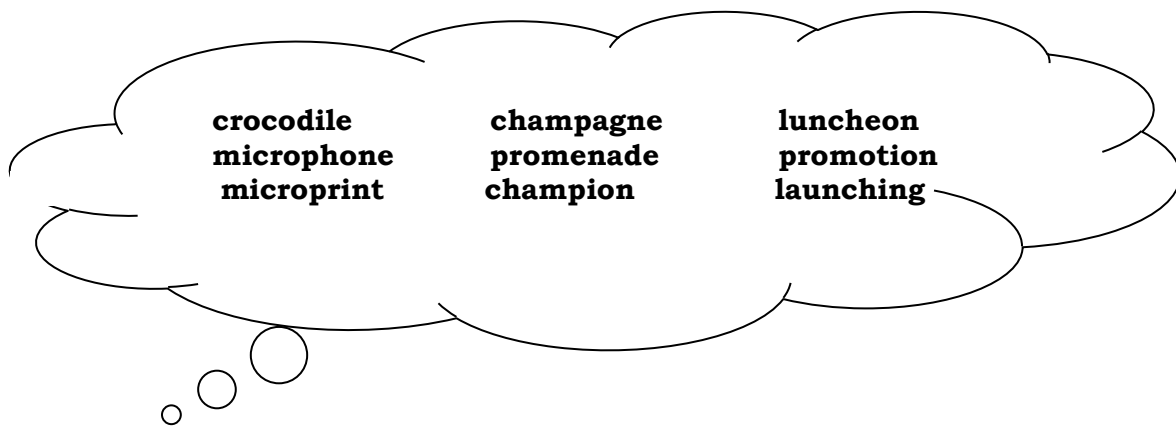
Source: *Teacher's Guide in English V- (Dearborn E. Villafranca, Region IV-A-Laguna)*



## What's More

### Activity 1

**Directions:** Read each sentence that contains a clipped word. Figure out the meaning of the clipped word using context clues and match it with its longer word found in the bubblehead. Write your answers in your notebook.



- \_\_\_\_\_ 1. Avoid going to the swamps and rivers in this area. I've heard that a **croc** lurks somewhere.
- \_\_\_\_\_ 2. Every high school girl dreams of attending a **prom** or a formal dance held for a school class towards the end of the academic year.
- \_\_\_\_\_ 3. Manny Pacquiao is the only boxing **champ** who won titles in seven weight divisions.
- \_\_\_\_\_ 4. Check the **mike** before starting the live broadcast.
- \_\_\_\_\_ 5. To avoid getting sick, the children eat their **lunch** on time.

## Activity 2

**Directions:** In your notebook, write the original word of the underlined clipped word.

**Example:** Their company spends a lot of money on ads.  
Answer: advertisement

1. Our barangay distributed five kilos of rice during the lockdown.
2. My lab results on COVID-19 came out negative.
3. The copter forces transported soldiers and frontline workers to the field hospital.
4. Jeepneys need gas to run.
5. My sis waters our vegetables twice a day.



## *What I Have Learned*

- **A clipped word** is a word formed by shortening a longer word without changing its meaning.
- There are three common types of clipping: **backclipping, foreclipping, and middle clipping.**
- Context clues like synonyms, antonyms, word parts, and others can help in inferring the meaning of clipped words.



## What I Can Do

**Directions:** In your notebook, rewrite the sentences using the clipped word of the underlined term.

Example: My classmates and I are going to the cafeteria.

Answer: My classmates and I are going to the cafe.

1. Stay in the automobile.
2. The music coming from the stereophonics is pleasant to the ears.
3. A co-operative has been a big help to the farmers and the consumers.
4. You have to see your doctor once a year for a checkup.
5. The earthquake lasted for about a minute.



## Assessment

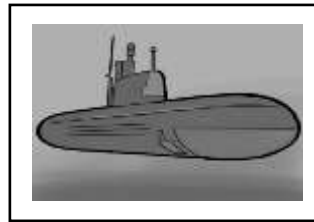

**Directions:** Identify the meaning of the clipped word from the choices given. Write only the letter which corresponds to the correct answer on your answer sheet.

1. Let us take a photo as a souvenir of this place.  
a. drawing                      b. picture                      c. painting
2. The fans screamed and cried when the famous singer appeared on stage.  
a. cooling devices on stage that direct air current  
b. people who follow and admire another  
c. the protesters
3. The couple rode a limo to their wedding reception.  
a. rare breed of horse  
b. private jet  
c. expensive car
4. You won't feel better if you don't take your meds.  
a. vitamins  
b. supplements  
c. drugs
5. You need to study and prepare for an exam.  
a. test                              b. game                              c. lesson



## ***Additional Activities***

**Directions:** Using these pictures, give the original word, clipped word, and meaning.





# Answer Key

**What's More**

**Activity 1**

1. crocodile
2. promenade
3. champion
4. microphone
5. luncheon

**Activity 2**

1. kilograms
2. laboratory
3. helicopter
4. gasoline
5. sister

**What I Know**

1. A
2. D
3. C
4. D
5. B

**What's In**



**Activity 1**

1. B
2. B
3. B
4. B
5. A

**Activity 2**

1. A
2. C
3. A
4. C
5. A

**Additional Activities**

Original Word	Clipped Word	Meaning
 Necktie	tie	A long piece of cloth that is worn by men around the neck and under a collar and that is tied in front with a knot at the top.
 submarine	sub	A ship that can operate underwater.

**What I Can Do**

1. auto
2. stereo
3. co-op
4. doc
5. quake

**Assessment**

1. B
2. B
3. C
4. C
5. A

## ***References***

“Clipping,” Accessed May 27, 2020 <https://www.merriam-webster.com/dictionary/clipping>.

“List of Clipped Words.” Accessed June 12, 2020, <https://www.sightwordsgame.com/vocabulary-words/word-play/clip-words/>.

Teacher’s Guide in English V, (EN5V-Ih-12 and 13).

“Word Formation - Compounding Words, Blending and Clipping,” ESL Lesson Plans for All Grade Levels, Accessed May 30, 2020, <https://www.brighthubeducation.com/esl-lesson-plans/59679-forming-new-words-compounds-clipping-and-blends/>.

**For inquiries or feedback, please write or call:**

Department of Education –Bureau of Learning Resources (DepEd-BLR)

Ground Floor, Bonifacio Bldg., DepEd Complex  
Meralco Avenue, Pasig City, Philippines 1600

Telefax: (632) 8634-1072; 8634-1054; 8631-4985

Email Address: [blr.lrqad@deped.gov.ph](mailto:blr.lrqad@deped.gov.ph)\* [blr.lrpd@deped.gov.ph](mailto:blr.lrpd@deped.gov.ph)