

Senior High School

Contemporary Philippine Arts from the Regions

Quarter 2 - Module Different Contemporary Art Techniques and Performance




ALTERNATIVE DELIVERY MODE
ADM

GOVERNMENT PROPERTY
NOT FOR SALE

Contemporary Philippine Arts from the Regions
Alternative Delivery Mode
Quarter 2 - Module 9: Different Contemporary Art Techniques and Performance
First Edition, 2020

Republic Act 8293, section 176 states that: No copyright shall subsist in any work of the Government of the Philippines. However, prior approval of the government agency or office wherein the work is created shall be necessary for exploitation of such work for profit. Such agency or office may, among other things, impose as a condition the payment of royalties.

Borrowed materials (i.e., songs, stories, poems, pictures, photos, brand names, trademarks, etc.) included in this module are owned by their respective copyright holders. Every effort has been exerted to locate and seek permission to use these materials from their respective copyright owners. The publisher and authors do not represent nor claim ownership over them.

Published by the Department of Education
Secretary: Leonor Magtolis Briones
Undersecretary: Diosdado M. San Antonio

Development Team of the Module

Writer: Arlene A. Bulala

Editor: Tristan Quiel O. Francisco

Reviewers: Dr. Arlyn M. Brigola and Dr. Gregorio T. Capiral

Illustrator: Ralph C. Apostol

Layout Artist: Teddy C. Sarmiento

Management Team: Wilfredo E. Cabral, Director IV

Genia V. Santos, CLMD Chief

Dennis M. Mendoza, Regional EPS In Charge of LRMS

Micah S. Pacheco, Regional ADM Coordinator

Evangeline P. Ladines, CESO V, Schools Division Superintendent

Rodel C. Apostol, Division EPS In Charge of LRMS

Printed in the Philippines by _____

Department of Education – National Capital Region

Office Address: Misamis St., Bago Bantay, Quezon City

Telefax: 02-929-0153

E-mail Address: depedncr@deped.gov.ph

Senior High School

**Contemporary
Philippine Arts from
the Regions
Quarter 2 - Module 9
Different Contemporary Art
Techniques and Performance**

Introductory Message

For the facilitator:

This module is self-paced module for Senior High School Grade 12 Students under Alternative Delivery Mode (ADM). Since this module assumes that the learner can read and study independently, the module provides instructions and content on Contemporary Philippine Arts from the Regions focusing on **Different Contemporary Art Techniques and Performance (Module 9)** with less supervision of the teacher. However, the student is free to ask the teacher when he/she needs clarification and explanations on the topic to understand the lesson further. It is advisable to ask the students to use separate sheets in answering the pre-test, self-check exercises, and post-test.



Notes to the Teacher

Since this module focuses on specific contemporary arts from different regions, it is observed that the vocabulary related to arts are used in context of the region where it originated from. Also, the teacher may add supplementary activities, if the student is living in a place where such a contemporary art forms are locally recognized to make the lesson more relevant with the community where the learner belongs.

As a facilitator you are expected to orient the learners on how to use this module. You also need to keep track of the learners' progress while allowing them to manage their own learning. Furthermore, you are expected to encourage and assist the learners as they do the tasks in the module.

For the learner:

This module is designed for you!

Remember that this is a self-paced module. This means that you are given ample time to read and answer the activities at your most convenient time at home. However, remember that completion of this module is one of the requirements to complete the course subject **Contemporary Philippine Arts from the Regions** for Senior High School Program. Thus, this must be accomplished within the time frame given by your teacher.

This module has the following parts and corresponding icons:



What I Need to Know

This will give you an idea of the skills or competencies you are expected to learn in the module.



What I Know

This part includes an activity that aims to check what you already know about the lesson to take. If you get all the answers correct (100%), you may decide to skip this module.



What's In

This is a brief drill or review to help you link the current lesson with the previous one.



What's New

In this portion, the new lesson will be introduced to you in various ways such as a story, a song, a poem, a problem opener, an activity or a situation.



What is It

This section provides a brief discussion of the lesson. This aims to help you discover and understand new concepts and skills.



What's More

This comprises activities for independent practice to solidify your understanding and skills of the topic. You may check the answers to the exercises using the Answer Key at the end of the module.



What I Have Learned

This includes questions or blank sentence/paragraph to be filled into process what you learned from the lesson.



What I Can Do

This section provides an activity which will help you transfer your new knowledge or skill into real life situations or concerns.



Assessment

This is a task which aims to evaluate your level of mastery in achieving the learning competency.



Additional Activities

In this portion, another activity will be given to you to enrich your knowledge or skill of the lesson learned. This also tends retention of learned concepts.



Answer Key

This contains answers to all activities in the module.

At the end of this module, you will also find:

References

This is a list of all sources used in developing this module.

The following are some reminders in using this module:

1. Use the module with care. Do not put unnecessary mark/s on any part of the module. Use a separate sheet of paper in answering the exercises.
2. Don't forget to answer *What I Know* before moving on to the other activities included in the module.
3. Read the instruction carefully before doing each task.
4. Observe honesty and integrity in doing the tasks and checking your answers.
5. Finish the task at hand before proceeding to the next.
6. Return this module to your teacher/facilitator once you are through with it.

If you encounter any difficulty in answering the tasks in this module, do not hesitate to consult your teacher or facilitator. Always bear in mind that you are not alone.

We hope that through this material, you will experience meaningful learning and gain deep understanding of the relevant competencies. You can do it!

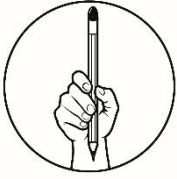


What I Need to Know

This module is designed and written with you in mind. It is here to help you discuss the lesson titled ***Different Contemporary Art Techniques and Performance***. The scope of this module permits it to be used in many different learning situations. The language used recognizes the diverse vocabulary level of students. The lessons are arranged to follow the standard sequence of the course. But the order in which you read them can be changed to correspond with the textbook you are now using.

The next modules prepare you to produce your own contemporary art. To do that, module 9 will help you identify the materials and techniques used in Contemporary Arts. Recognizing the techniques and performance Practices applied in Contemporary Arts may help you appreciate the available materials used in each art form and decide the appropriate materials and techniques for your work. As you learned each form of arts shows way of living and the context of the region where they origin. This lesson will help you see the different materials used in creating an art form as well as the techniques applied in contemporary Arts.

After going through this module, you are expected to **research on the techniques and performance practices applied to contemporary arts. (CAR11/12 CAP-0c-e-10)**



What I Know

DIRECTIONS: Choose the letter of your answer. Write the chosen letter on a separate sheet of paper.

1. It is a strategy that an artist uses to create an art.
A. Art Form
B. Found Objects
C. Minimalism
D. Technique
2. _____ material is usually evident in the art form because it is available in the community where the artist lives.
A. New
B. Old
C. Local
D. Imported
3. This refers to the idea that things we often view as junk turn to be more valuable than we think they are.
A. Junk
B. Contemporary
C. Minimalism
D. Found Objects
4. This art material refers to the paper maché made by using curved wooded sculpture used as mold.
A. Puni Festival
B. Paete's Taka
C. Taka making
D. Subject of Taka
5. Pabalat is a folk art that is still evident today in contemporary arts called as _____.
A. Stitching
B. Packaging
C. Loom Bands
D. Paper Maché
6. Bamboo is used in construction, textile, musical instruments and weapons.
Which place is famous for using this raw material?
A. Cebu
B. Catanduanes
C. Mabalacat City
D. San Fernando City
7. Puni is an art created using leaf frond folding and is made popular in Bulacan.
Puni is an art created using _____.
A. Wood
B. Straw
C. Plastic
D. Leaves
8. A place usually welcomes visitors with a name of the town. What is a traditional art from Bulacan that was originally created for this purpose?
A. Puni
B. Pabalat
C. Singkaban
D. Saniculas

9. This art is anchored to a legend that a priest can perform healing through bread and water.

- A. Puni
- B. Pabalat
- C. Singkaban
- D. Saniculas

10. Pagbuburda as a traditional technique is now evident in which contemporary art technique?

- A. Bamboo Art
- B. Loom Bands
- C. Straw Folding
- D. Polvoron Molder

11. This is Paete's contemporary art that uses carved wooden molds for paper maché.

- A. Bamboo Art
- B. Loom Bands
- C. Straw Folding
- D. Taka Making

12. The following art forms originated from North Luzon, except?

- A. Puni
- B. Pabalat
- C. Saniculas
- D. Pagbuburda

13. What do you call the material used in creating an art?

- A. Medium
- B. Technique
- C. Instrument
- D. Local Materials

14. Which of the following contemporary forms show the evidence of embroidery as a technique?

- A. Loom Bands and Taka
- B. Taka and Paper Maché
- C. Stitching and Taka
- D. Loom Bands and Stitching

15. If you are an entrepreneur who wants to create new *packaging styles* inspired by traditional art, in which place can you possibly start your business?

- A. Batangas
- B. Bulacan
- C. Laguna
- D. Pampanga

Lesson**9****Techniques and Performance Practices Applied to Contemporary Arts**

The Philippines is known to be rich in natural resources. Thus, it is no surprise that Filipinos use their creativity to use these resources to meet the needs of the community as well as to express their ideas, knowledge, feelings, and ways of life. Artists of today use different available materials such as plastic straw, bottles, old newspaper, and other recyclable materials which seem not to be valued unless transformed into meaningful arts. These locally available materials are evident in the creation of traditional arts.

***What's In***



In the previous lesson, you learned that contemporary art is composed of art form created by the artists who are still living today. You also identified the different national artists who contributed significant work of arts that reflect our history and culture. As we look and appreciate their great artworks, we also see the techniques and materials they use that make an art. As a review, list down three (3) national artists and tell something about their artwork.

Artist	Artwork	Kind of Art	Region
1.			
2.			
3.			



What's New

Before we move on to the lesson, complete the table below by describing what you see in the picture. Do you consider them as an art? Why or Why not.

Artwork	Description
 https://lrmds.deped.gov.ph/create/detail/1199	
 https://lrmds.deped.gov.ph/create/detail/217	
 https://lrmds.deped.gov.ph/create/detail/52	



What is It

An art is always created with a technique. A **technique** is the way the artist uses and manipulates the materials to express an idea or feeling through an art. This lesson will discuss the traditional art techniques, their descriptions, and applications to contemporary arts. This lesson will guide you to easily identify the evident techniques used in the contemporary artwork.

II. Techniques Used in Contemporary Arts

A. Application of Traditional Techniques to Contemporary Arts

The table shows how traditional techniques are applied to contemporary arts. In these examples you will see how the techniques are modified to create another artwork.

Traditional Art	Application to Contemporary Arts
<p>Puni (Bulacan) - This is a popular Bulakenyo's way of decorating using leaf fronds folding which has a Malayan origin.</p>	<p>Straw Folding. In this art, the straws are folded by rolling elongated sheets of wax coated paper into cylindrical, hollow tubes.</p> <p>Origami is from <i>ori</i> meaning "folding", and <i>kami</i> means "paper". Origami is the art of paper folding that is associated to Japanese culture.</p>
<p>Singkaban (Malolos, Bulacan) It is a decorated bamboo arch to welcome signage of a town, city or village in the country.</p>	<p>Bamboo Art. To use bamboo for decorations, it must undergo some processes such as cleaning and cutting, peeling, splitting, stripping or weaving it. For more detailed designs, artists use incising, burning, carving, and dyeing.</p>
<p>Saniculas (Pampanga) Saniculas cookies made with imprint of San Nicolas de Tolentino, the miracle healer according to Pampanga's local legend.</p>	<p>Polvoron Molder. This kitchen tool can help you mold the powder for polvoron into perfectly oval or round shapes (biscuit molder, doughnut molder)</p>
<p>Pabalat (San Miguel, Bulacan) The art of making the pabalat or pastillas wrappers has transformed in recent years from being a local, folk tradition into a popular art.</p>	<p>Packaging. The packaging design can be simple and straight forward, or colorful and complex (decorated packaging).</p>
<p>Taka (Paete, Laguna) Taka refers to the paper maché using carved wooded sculpture used as a mold.</p>	<p>Paper Maché. Using molds, paper pieces or pulp are put together with a glue or other adhesives.</p>
<p>Pagbuburda (Taal, Batangas and Lumban, Laguna) Taal embroideries are characterized by fine design with delicate,</p>	<p>Stitching. Stitches are the basic elements of sewing, knitting or embroidery whether by hand or machine.</p> <p>Loom Bands. These are also called as rainbow looms which are a plastic tool used to weave</p>

embossed, durable and colorful patterns.	colorful rubber and plastic bands into decorative items such as bracelets and charms. Nylon Bracelets. A tough light weight elastic synthetic polymer ornament band hoop or chain worn on the wrist.
--	--

B. Common Techniques in Contemporary Arts

There are three techniques that are commonly used today in contemporary arts today.

1. Minimalism. This is an artistic movement that seeks to take away unnecessary and leaving only the essential. The artworks that usually use this technique use a well selected material that is indispensable in art production.

2. Found Objects. This means taking something that people seem to find useless and use it in a unique way in order to make an artwork. When people seem to think that something must be thrown away as junk, it is used to tell a story and create a diverse perspective that we are looking for.

3. Large-Scale Art. This is an art that accounts for the creation of something huge to express diverse perspectives in artwork. This art is created for public view.

II. Medium Used in Contemporary Art Forms

Often, artists will most likely use materials available to them. This means that the resources their locality have is important for their art. The “local” can refer to material that is easily available in the community. It can be any materials such as woods, materials, paper that are easily produced and available in the community. The local can also refer to wherever the artist finds himself or herself.

In discussing the use of materials, it is important to discuss medium. A **medium** is defined as the material or substance used to create an artwork. Using these materials, the artists express his feelings or thoughts. The medium used in each artwork varies based on the artists and their art forms.

A. CLASSIFICATION OF ART FORMS ACCORDING TO MEDIUM

Classification	Description	Art Form	Medium
Musical	use of rhythms, sounds, instrument, human voice	music, poetry, song, dance, theatre artist	musical instruments, traditional musical instruments made by local materials, body and movements, integration of stage,

			design, performance elements and script
Practical	art with immediate use in daily life	designs, architect, sculptor	cement, paper, bamboo, wood, bricks, stone, concrete, metal, wood, stone, clay, glass
Environmental	An art that occupies space	installation, public art	wires, junk, recycled materials
Pictorial Works	uses shapes, pictures, graphics	painting, drawing, design, photography	camera, celluloids/negatives, processing chemicals prints
Narrative	based on story	drama, novel, music and dance	language

B. Contemporary Techniques and Materials in Contemporary Arts

Contemporary Arts	Techniques
Mark Salvatus' Secret Garden 2	This art was created for a small room at the Vargas Museum to show a site -specific work. Being able to accommodate the audience and experience the "garden" makes the art interactive. It is also important to note that this secret garden was created with inmates who used plastic spoons, forks and other materials. <i>minimalism, found objects</i>
Interactive Games by Ikoy Ricio	This artwork is composed of set of trump card with images of Philippine car wrecks, its body parts and details of accident. These cards are installed on the table with chairs for the players. <i>found objects</i>
Untitled (Mirrors) by Maria Taniguchi	This artwork used traditional medium of acrylic on canvas and traditional modern style of abstraction. Instead of typical painting, the artist used diligent brushwork that the painting encourages meditations apart from viewing. <i>large - scale Art, minimalism</i>
Felix Bacolor's Waiting (2012)	This space in Museum of Contemporary art and design is a simulation of a waiting room with real digital clocks and metallic immovable chairs. <i>large - scale art, minimalism</i>

Anonymous Animals in Mariyah Gallery in Dumaguete 2013 (Taguchi, Teves, Sollesta, Vanlenzuela and Ranada)	The excavated animals were presented with specific and scientific names and other important details for a real animal. Invented stories by curator make the animals seem to exist with embedded journalist/photographer. <i>large- scale art, found objects</i>
---	---



What's More

ACTIVITY 1: SYNTHESIZING THE CONTENT

DIRECTIONS: Complete the table below. As you can see, the table has three columns where you will list down the material, place of origin and the name of the art form where it is used. Cite five (5) materials with their place and products.

Local Materials in the Philippines

Materials	Place	Art Form
1.		
2.		
3.		
4.		
5.		

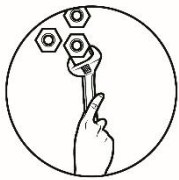
ACTIVITY 2: SHOW ME MORE

DIRECTIONS: Choose any of the given contemporary art mentioned in this lesson. Write a descriptive paragraph about the materials used in the chosen art. Tell what the material says about the art and the artist.



What I Have Learned

1. The Philippine Contemporary Arts use three major techniques: minimalism, found objects and large-scale art.
2. A medium is defined as the material or substance used to create an artwork. Using these materials, the artists express his feelings or thoughts.
3. The classification of art forms according to medium includes musical, practical, environmental, pictorial, and narrative.
4. Traditional and contemporary arts use local materials based on the context of the artist and of the art.
5. A technique is the way the artist use and manipulate the materials to express an idea or feeling through an art.
6. Various techniques and materials are used in Philippine contemporary arts tell something about the way of life of the local and its people.
7. The desired artform can only be achieved using the appropriate materials and techniques.



What I Can Do

TASK: WRITING A FEATURE ESSAY

DIRECTIONS: You are almost done in your lesson for this week. You are doing good so far. For your culminating task, you are going to write a feature essay.

Goal	To write a feature essay
Role	Community Researcher / Writer
Audience	Classmates and the learner's family members
Situation	In alignment to the advocacy of the Department of Tourism (DOT) for the promotion of domestic tourism, awareness of the local culture and arts must be raised. Therefore, your community is conducting a research on the community's existing contemporary arts and how these arts are connected to the traditions and cultural practices of the community.
Product/ Performance	A feature essay showing the contemporary arts that are commonly available in the community
Standards	Your feature essay will be checked using the rubric below.

How to write a feature essay?

1. Identify examples of contemporary arts available in the community, preferably, those that have cultural and traditional relevance to your locality.
2. Get information about your chosen contemporary arts. You can conduct interview with three (3) elders of the community or family members as resource person/s to get the information that you need through messenger or text messages or any available network sites.
3. Make sure to follow the parts of an essay: introduction, body and conclusion.
4. Write a draft of your feature essay. Observe the guidelines in writing an essay.
5. Submit the final copy of your feature essay written on an intermediate paper.

Note: You may use cartolina, old calendar, and/or manila paper for this activity.

Rubric for Checking your feature essay:

Criteria	Very Satisfactory (5pts)	Satisfactory (3pts)	Needs Improvement (1pt)	Score
Content	The feature essay shows depth descriptions and discussion of the chosen contemporary arts according to its <i>origin, materials, techniques, process and cultural significance</i>	The feature essay shows descriptions and discussion of the chosen contemporary arts according to at least 3 <i>subtopics being asked.</i>	The feature essay shows descriptions and discussion of the chosen contemporary arts according to at least 1 <i>subtopic being asked.</i>	
Mechanics	To get the information, the student interviewed three (3) resource persons through messenger, text or any available networking sites	To get the information, the student interviewed two (2) resource persons through messenger, text or any available networking sites	To get the information, the student interviewed one (1) resource persons through messenger, text or any available networking sites	
Organization of Ideas.	The feature follows the development of the ideas with introduction, body and conclusions	The feature has followed 2 parts of the essay.	The feature has followed one part of the essay.	



Assessment

DIRECTIONS: Choose the letter of your answer. Write the chosen letter on a separate sheet of paper.

1. A _____ is a material or substance used in creating an art.
A. medium C. traditional
B. technique D. contemporary
2. It is a classification of arts that are used in daily lives.
A. musical C. practical
B. narrative D. pictorial
3. An art that needs a space for installation and public view is classified as _____.
A. musical C. practical
B. narrative D. environmental
4. This kind of art combines the materials to *tell a story*.
A. musical C. practical
B. narrative D. environmental
5. Which of the following materials are used in Digital Tagalog?
A. wood C. paper
B. cloth D. bamboo
6. The reinterpretation of dance in the staged Moriones Festival is what particular kind of art?
A. musical C. practical
B. narrative D. environmental
7. If a foreign art material for art is adapted, which of the following elements can be localized?
I. Setting II. Names III. Story IV. Characters
A. I, II & IV C. I, II & III
B. II, III & IV D. All of the Above
8. One of the contemporary art techniques is minimalism. The following arts dominantly used it as a technique except?
A. Mark Salvatus' Secret Garden 2
B. Interactive Games by Ikoy Ricio
C. Untitled (Mirrors) by Maria Taniguchi
D. Filipino Struggles Through History by Carlos Francisco

9. Which of the following artwork used found objects?

- I. Mark Salvatus' Secret Garden 2
- II. Interactive Games by Ikoy Ricio
- III. Untitled (Mirrors) by Maria Taniguchi
- IV. Filipino Struggles Through History by Carlos Francisco

- A. I & II
- B. II & III
- C. III & IV
- D. I & IV

10. The contemporary arts are characterized by the following elements except _____

- A. collaborative
- B. interactive
- C. process-based
- D. standardized

11. What dominant values are shown in the Philippine contemporary arts based on the techniques and mediums used in the contemporary arts.

- I. patient
- II. hospitable
- III. innovative
- IV. resourceful
- C. I & II
- D. II & III
- C. III & IV
- D. I & IV

12. You are an artist who will create an art for town's festival. Which of the following techniques can you use so that it may be shown in the plaza?

- I. graffiti
- II. minimalism
- III. found object
- IV. large-scale
- A. I & II
- B. II & III
- C. III & IV
- D. I & IV

13. To conserve the natural resources, the barangay will conduct an art contest. Which technique must be used by the artist?


- A. graffiti
- B. minimalism
- C. found object
- D. large-scale

14. How would you know if the artwork uses appropriate materials and techniques?

- I. The materials and techniques beautify the art.
- II. The materials and techniques work together towards one idea.
- III. The materials and techniques are commonly used in the community.
- IV. The materials and techniques are popular to the audience and the artist.
- A. I & II
- B. II & III
- C. III & IV
- D. I & IV

15. Mark is a Grade 11 student taking Refrigeration and Air-Conditioning Servicing. In completing his project, he noticed some scraps which he collected and made a shape of a man and his son. He said this art reminds him of his father who always fixes things at home. What kind of art is this?

- I. Practical
- II. minimalism
- III. found objects
- IV. Environmental
- V. digital arts
- VI. Large - scale
- A. I ,II, IV
- B. I ,II, V
- C. I , II III
- D. A, II, VI

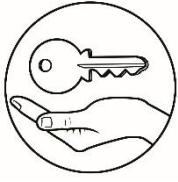


Additional Activities

TASK: Writing a descriptive paragraph (200-350 words).

DIRECTIONS: Look at contemporary arts present in your community. Tell something about the materials used in the art and how it is used in the art.

Criteria	Very Satisfactory (3pts)	Satisfactory (2pts)	Needs Improvement (1pt)	Score
Content	The feature essay shows depth descriptions and discussion of the chosen contemporary arts according to its <i>origin, materials, techniques, process and cultural significance</i>	The feature essay shows descriptions and discussion of the chosen contemporary arts according to at least <i>3 subtopics being asked.</i>	The feature essay shows descriptions and discussion of the chosen contemporary arts according to at least <i>1 subtopic being asked.</i>	
Mechanics	The paragraph must discuss the artwork (1) that visible in the community (2) in 200-350 words (3) using appropriate words for descriptions.	The paragraph has at least two (2) of the following mechanics : must discuss the artwork (1) that visible in the community (2) in 200-350 words (3) using appropriate words for descriptions.	The paragraph has at least one (1) of the following mechanics: must discuss the artwork (1) that visible in the community (2) in 200-350 words (3) using appropriate words for descriptions.	
Organization of Ideas	The essay follows the development of the ideas with introduction, body and conclusion.	The essay has followed two (2) parts of the essay.	The essay has followed one (1) part of the essay.	



Answer Key

What I Know

- | | | |
|------|-------|-------|
| 1. D | 6. C | 11. D |
| 2. C | 7. D | 12. D |
| 3. D | 8. C | 13. A |
| 4. B | 9. D | 14. D |
| 5. B | 10. C | 15. B |

What's More

Answers
may vary

Assessment

- | | | |
|------|-------|-------|
| 1. A | 6. A | 11. C |
| 2. C | 7. D | 12. C |
| 3. D | 8. D | 13. C |
| 4. B | 9. A | 14. B |
| 5. D | 10. D | 15. C |

References

- Ayesha H. Samsung, L. D. (2016). *Contemporary Philippine Arts From the Regions* . Pasay City, Philippines : JFS Publishing .
- Barroga, R. A. (2018). *Contemporary Philippine Arts from the Regions. A Comnpilation of lessons , activities , tests in Contemporary Philippine Arts from the Regions*. Paranaque .
- Claudette May Datuin, R. P. (Contemporary Philippine Arts From the Regions). Syncing . In L. m. contemporary, *Contemporary Philippine Arts From the Regions* (pp. 122-131). Manila , Philippines: Rex Bookstore .
- Hernandez, R. (2008, June 16). *Craftstylish*. Retrieved November 5, 2019, from PUNI (The Art of Leaf Fronds Folding): <http://www.craftstylish.com/item/3799/puni-the-art-of-leaf-fronds-folding>
- Richman-Abdou, K. (2019, August 11). *My Modern Met* . Retrieved November 5, 2019, from What is Contemporary Art? An In-Depth Look at the Modern-Day Movement: [mhttps://mymodernmet.com/what-is-contemporary-art-definition/ymodernmet.com/what-is-contemporary-art-definition/](https://mymodernmet.com/what-is-contemporary-art-definition/)
- Quipper School Study Guides.(Philippines). *Contemporary Philippine Arts from the Regions*.

For inquiries or feedback, please write or call:

Department of Education - Bureau of Learning Resources (DepEd-BLR)

Ground Floor, Bonifacio Bldg., DepEd Complex
Meralco Avenue, Pasig City, Philippines 1600

Telefax: (632) 8634-1072; 8634-1054; 8631-4985

Email Address: blr.lrqad@deped.gov.ph * blr.lrpd@deped.gov.ph