


Arts

Quarter 1 – Module 6: Creation of Arts and Crafts of Luzon (Highlands and Lowlands) Crafts, Accessories, and Body Ornamentation



Arts – Grade 7
Alternative Delivery Mode
Quarter 1 – Module 6: Creation of Arts and Crafts of Luzon (Highlands and Lowlands)
Crafts, Accessories, and Body Ornamentation
First Edition, 2020

Republic Act 8293, section 176 states that: No copyright shall subsist in any work of the Government of the Philippines. However, prior approval of the government agency or office wherein the work is created shall be necessary for exploitation of such work for profit. Such agency or office may, among other things, impose as a condition the payment of royalties.

Borrowed materials (i.e., songs, stories, poems, pictures, photos, brand names, trademarks, etc.) included in this module are owned by their respective copyright holders. Every effort has been exerted to locate and seek permission to use these materials from their respective copyright owners. The publisher and authors do not represent nor claim ownership over them.

Published by the Department of Education
Secretary: Leonor Magtolis Briones
Undersecretary: Diosdado M. San Antonio

Development Team of the Module

Author:	Louie J. Cortez
Content Editor:	Emmanuel C. Alveyra
Language Editors:	Cherrie Rose L. Desaliza, Gladys F. Cantos
Reviewer:	Emmanuel C. Alveyra, Nikka G. Javarez, Norman G. Pereira, Orlando P. Puno, Jumar.L. Nolasco, Nathaniel M. Badenas
Illustrator:	Louie J. Cortez, Reymark L. Miraples, Richard Amores, Pablo M. Nizal, Jr., Jan Christian D. Cabarrubias
Layout Artist:	Louie J. Cortez, Reymark L. Miraples, Ransel E. Burgos
Management Team:	Benjamin D. Paragas, Mariflor B. Musa, Melbert S. Broqueza, Freddie Rey R. Ramirez, Danilo C. Padilla, Annabelle M. Marmol, Florina L. Madrid, Norman F. Magsino, Dennis A. Bermoy, Emmanuel C. Alveyra

Printed in the Philippines by _____

Department of Education – MIMAROPA Region

Office Address: Meralco Avenue corner St. Paul Road, Pasig City

Telephone Number: (02) 6314070

E-mail Address: mimaropa.region@deped.gov.ph

Arts

**Quarter 1 – Module 6:
Creation of Arts and
Crafts of Luzon
(Highlands and Lowlands)
Crafts, Accessories, and Body
Ornamentation**

Introductory Message

This Self-Learning Module (SLM) is prepared so that you, our dear learners, can continue your studies and learn while at home. Activities, questions, directions, exercises, and discussions are carefully stated for you to understand each lesson.

Each SLM is composed of different parts. Each part shall guide you step-by-step as you discover and understand the lesson prepared for you.

Pre-tests are provided to measure your prior knowledge on lessons in each SLM. This will tell you if you need to proceed on completing this module or if you need to ask your facilitator or your teacher's assistance for better understanding of the lesson. At the end of each module, you need to answer the post-test to self-check your learning. Answer keys are provided for each activity and test. We trust that you will be honest in using these.

In addition to the material in the main text, Notes to the Teacher are also provided to our facilitators and parents for strategies and reminders on how they can best help you on your home-based learning.

Please use this module with care. Do not put unnecessary marks on any part of this SLM. Use a separate sheet of paper in answering the exercises and tests. And read the instructions carefully before performing each task.

If you have any questions in using this SLM or any difficulty in answering the tasks in this module, do not hesitate to consult your teacher or facilitator.

Thank you.



What I Need to Know

Hi! Are you ready to learn more? Do you want more challenging activities? Enjoy your day in answering and doing stimulating activities that help you to be more creative and knowledgeable Filipino Artists. In the previous lesson, you are given a chance to know the different textile designs found in the highlands and lowlands of Luzon. It is important for you to determine the similarities and differences of the characteristics as well as the elements and principles of arts used in every textile design to understand the connections of every group of people in Luzon. It has been said that Philippines has unique design, characteristics, materials, functions and used in terms of its textile design. Weaving, as an ancient tradition of textile art and craft that dates back in several centuries, involves the process of making textile, tapestries, attire, and fabrics which is considered as an intrinsic part of Filipino culture. Nowadays, it is one of the sources of income of the compatriots in our country.

Aside from textile or fabric designing, there are crafts which are also part of the traditions of Luzon's highlands and lowlands. One of these is the accessories that beautify their looks and attires and serve as charms and symbols for different occasions in their communities. An additional design to the body which uses small fancy object to make it attractive and less plain is the ornaments. Another craft of Luzon is the Burnay making, a form of pottery. Would you like to experience making your own pot, accessories, and ornaments? In this module, you will learn how to make your own crafts, clay ware, body ornaments and accessories not only with the goal to make your piece attractive and elegant but also to appreciate the culture of highlands and lowlands of Luzon embedded on these crafts.

Learning Objectives

In this module, you will be able to:

1. Determine the different materials and techniques used in crafts and accessories, and body ornamentation in the highlands and lowlands of Luzon;
2. Make/create /draw pottery, tattoo, and accessories (amulets or bracelets) using local materials and techniques; and
3. Appreciate the pottery, amulets, jewelries, and tattoo techniques of Luzon through determining the proper used of elements and principles of art and how it reflects the culture.



What I Know

Multiple Choice

Directions: Read the questions carefully and choose the BEST answer. Write the letter and word/s on your answer sheet.

1. What are the materials in making burnay?
 - A. fine gravel, sand, and ashes
 - B. fine gravel and powder soap
 - C. soil and wax
 - D. wax and clay
2. Some design such as those found in antique jewelries are completely done by _____ because these cannot be done by machines.
 - A. elbow
 - B. feet
 - C. knee
 - D. hand
3. Ling-ling-o, which is worn around the neck, serves as _____ symbols for Ifugao tribes.
 - A. fertility
 - B. fruit
 - C. rain
 - D. rice granary
4. What kind of ink is used by Wang- Od in her traditional tattoo?
 - A. Charcoal and water
 - B. Paints and water
 - C. Used oil.
 - D. water and soap
5. It is considered as clothing and decoration because it covers the chest and arms.
 - A. amulets
 - B. jewelries
 - C. pottery
 - D. tattoo

6. What element of arts is usually used in traditional tattoo of Kalinga?
 - A. color
 - B. line
 - C. texture
 - D. value

7. What principle/s of design is/are prominent in burnay of Ilocos?
 - A. balance and proportion
 - B. contrast
 - C. emphasis
 - D. pattern and repetition

8. What is the special characteristic of the amulets of Ifugaos in terms of its principles?
 - A. asymmetrical balance
 - B. radially balance
 - C. radially symmetrical
 - D. symmetrically balance

9. What element of arts is best applied in the jewelries of Luzon?
 - A. form
 - B. line
 - C. texture
 - D. value

10. How would you best promote to the country the different arts and crafts of Luzon?
 - A. By creating as many as you can
 - B. By giving tourist a chance to use those craft
 - C. By selling those craft
 - D. By showing respect in using those craft

Fill in the Blanks

Directions: Complete the following statements by supplying the right word/s from the box below. Write them on your answer sheet.

Charcoal	Jeweler	Mertika
Decoration	Damugmug	Ling -ling-o

11. She uses _____ and water that is tapped onto the skin through a thorn end.
12. It is considered as clothing and _____ because it covers the chest and the arms.

13. _____ makes, and repairs jewelry such as bonds, cuts, and shapes and at the same time sells his/her work.
14. Uling is combined with local fresh water, forms a paste to an that is called _____.
15. The _____ form made of gold or brass pendants and earrings still survived in the Ifugao and the Igorot in Northern Philippines.

Lesson

1

Creation of Arts and Crafts of Luzon (Highlands and Lowlands) Crafts, Accessories, and Body Ornammentation

Learning Competencies





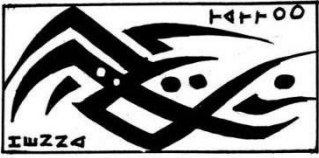
The learner:

1. creates crafts that can be locally assembled with local materials, guided by local traditional techniques (e.g., habi, lilip, etc). - **(A7PR-Ic-e-1)**
2. derives elements from traditions/history of a community for one's artwork. - **(A7PR-If-2)**
3. shows the relationship of the development of crafts in specific areas of the country, according to functionality, traditional specialized expertise, and availability of resources (e.g. pottery, weaving, jewelry, baskets). - **(A7PR-If-3)**
4. shows the relationship of Luzon (highlands and lowlands) arts and crafts to Philippine culture, traditions, and history (Islamic influences, Spanish heritage, and American legacies in education, business, modernization, and entertainment, as well as in indigenous practices, fiestas, and religious and social practices) **(A7PR-Ih-4)**



What's New

Directions: Identify the materials used in making these accessories and crafts? Write your answer on the box. Accomplish this in your activity notebook.


Crafts, Accessories and Body Ornamentation	Illustrations	Materials
1. Flower vase		
2. Bracelet		
3. Anklet		
4. Necklace		
5. Henna tattoo		

1. From what materials do you think these crafts are made up of?
2. What clues gave you an idea about the materials that might have been used in making each craft?
3. In what occasions or places can those crafts be mostly observed?

The previous activity guided you to look closely in the designs for you to figure out the materials used. In the next parts of the module, try to discover how these materials have something to do with the culture of the place and how it can be localized to modify its distinct characteristics.



What is It



Burnay

Look around or imagine the places that you have been into. Can you see crafts or potteries displayed? What are the materials used? Considering the tribes and groups of people in the highlands and lowlands of Luzon, one can say how rich their culture is. There are a lot of art forms present in the said place. To name some, one of the arts and crafts of the Ilocanos is the *burnay* pottery. It is the unglazed earthen jar with small opening. The potters mix fine gravel, sand, and ashes and fire the clay to make the burnay heavy and sturdy. Simple designs like curve patterns can be applied around the shoulders of the jar. Pricking the jar with a stick while it is still soft is another style to make the surface more interesting.¹

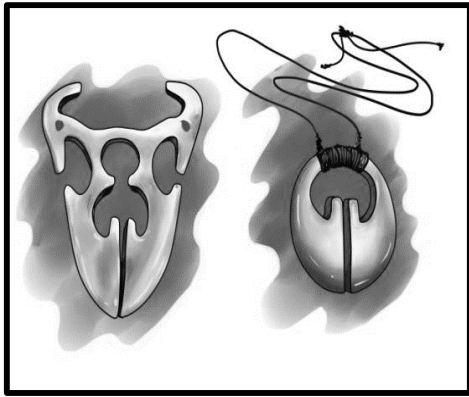
Another art of Kalinga is tattooing. It is considered as clothing and decoration because it covers their chest and arms. Wang- Od is the last “*mambabatok*” or traditional tattoo artist. She uses charcoal and water that is tapped into the skin through a thorn end.² The first step is craping the charcoal (*uling*) from the rice pot while it cooks over the fire. Second, the charcoal or uling collected from the pot is combined with local fresh water to form the paste called *merteka*. The merteka is fine-tuned by kneading with Wang Od’s fingertips. Using dry straw, she lays out the pattern for the design. She bends the full length of the stalk and dip them into the hand- made pigment, creating a stencil of the tattoo. Thorns from pomelo tree serve as the needle. She tests their sharpness on her own ankle to begin. This painful tattoo technique is said to be a thousand years old.



Wang-Od

¹Lourdes R. Siobal et.al, “Arts and Crafts of Luzon (Highlands and Lowlands)” in Music and Artrs Learner’s Material-Grade 7, (Department of Education ,2017), 147

² Lourdes R. Siobal et. al “Arts and Crafts of Luzon (Highlands and Lowlands)” in Music and Artrs Learner’s Material-Grade 7, (Department of Education, 2017), 149



Ling-ling-o

Ling-ling-o or *dinumug* is the amulet of the Ifugaos. This is made from jade, gold, copper, bronze, stone, and other materials. The kind of material used for personal ornaments suggests differences in social standing. The ling-ling-o made from gold or brass pendants and earrings still survives among the Ifugao and the Igorot in Northern Philippines. Nowadays, many examples are made of shells and gold which are worn around the Ifugao's neck and serve as fertility symbols for Ifugao tribes.

Jewelry industry is prominent in Meycauayan, Bulacan. Craftsmen fashion trinkets from precious metal such as gold and silver, and precious and semi-precious stones, pearls and diamonds. A jeweler makes and repairs jewelry such as bonds, cuts, and shapes and at the same time, he or she is the one who sells his/her work. Some designs such as those found in antique jewelries are completely hand crafted because these cannot be done by machines.²



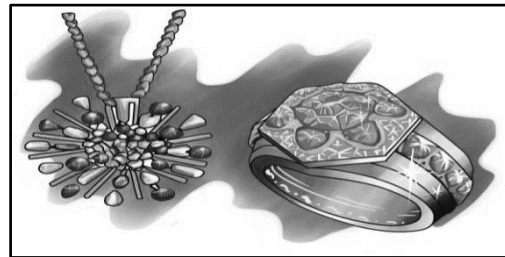
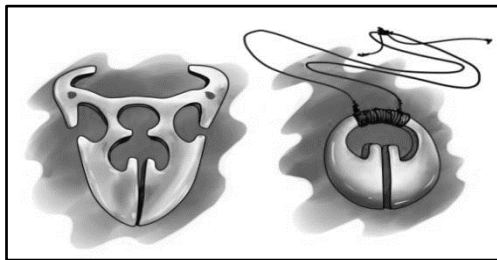
Jewelries

Determine whether the materials given in the box are used to make or TATTOO, AMULETS, JEWELRY by completing the table below. Write your answer on your paper or answer sheet.

- Precious stones
- charcoal
- diamonds
- Sand
- wood
- Thorn from Pomelo Tree
- Gravel
- Hand-made pigment
- shell
- bronze
- pearls
- clay

	Pottery 1. _____ 2. _____ 3. _____	
Tattoo 1. _____ 2. _____ 3. _____		Jewelries 1. _____ 2. _____ 3. _____
	Amulets 1. _____ 2. _____ 3. _____	

Describe the following pictures based on their designs (Elements and Principles of Arts). Explain how these elements and principles reflect the functionality, traditions and availability of resources.



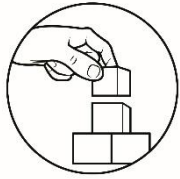
Elements/ Principles	Pottery (Burnay)	Tattoo	Amulets	Jewelries
line				
shape				
color				
texture				
balance				
contrast				
emphasis				
Rhythm/movement				
proportion				

1. After describing the elements and principles of art used in every craft, what are their similarities and differences?

Similarities: _____

Differences: _____

2. How did the elements create the distinctive characteristics of every craft?



What's More

Activity 1

In this activity you will be able to enhance your creative imagination in designing your own jewelries and amulets. It will give you a chance to plan on what to do with your recyclable things at home or in your surroundings.

Direction: Design your own amulets/jewelries using the recyclable materials in your classroom/ surroundings. Draw it on another sheet of bond paper.

Compare your own design from the illustrations on the earlier pages. Use the following guide questions.

1. What is the special characteristic of your design that makes it different from the other illustrations?
2. Based on your design, give at least five elements of art used and explain its importance.
3. How will it be beneficial to you?

Activity 2: MY MAGIC FIVE

Directions: Elements are important in the creation of the arts and crafts in Luzon. Using the table below, give five importance of the elements present in the arts and crafts of Luzon. Afterwards, discuss its importance by responding to the following questions below. Do this activity on your activity notebook.

MY MAGIC FIVE	
(Importance of Elements in the Arts and Crafts of Luzon)	
1.	_____
2.	_____
3.	_____
4.	_____
5.	_____

1. How did you come up with the listed importance of elements you have written in the table?
2. How would you prove that the elements presented in the arts and crafts of Luzon can bring a big impact in the preservation of the culture of the people in the highland and lowland part of Luzon?

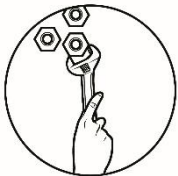
Great! You have just finished the activities that surely gave you more ideas about the arts and crafts of Luzon. Now, for the record, try to go back and reflect on what you have learned in this whole module. Get your activity notebook and be expressive!



What I Have Learned

Directons: Give your insights based on the discussions and activities you've made. Accomplish this in your activity notebook.

My Reflections



What I Can Do

The following art activities are provided for you to work on; TATTOO ARTIST FOR A DAY and FLOWER POT DAY. Select only one activity to be accomplished. In doing this activity, you need to incorporate in your creation the designs, and forms of the highland and lowland artifacts and object to make your output more appealing.

TATTOO ARTIST FOR A DAY

Tattoo is a Philippine art, which the designs are connected with their rituals, traditions, social backgrounds and values. They use different symbols on their tattoo like leaves, animals, sun, moon, and many more.

In this activity, you will use your creativity, imagination, and appreciation by designing your own modern colorful tattoo. Follow the procedures carefully.


Take a photo of your artwork and submit it to your facilitator through messenger, e-mail, or other media platforms.

Materials:

- oil pastel / crayons
- pencil
- scissors
- scraper/ barbecue stick/
- pen or marker
- paper/ bond paper

Procedure:

1. On a clean bond paper trace your arm onto it using a marker or a pencil.



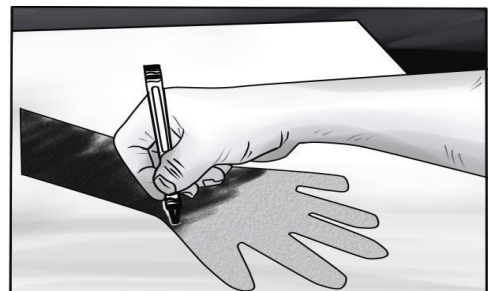
2. After tracing, cut the lines you have marked using any cutting materials like scissors.



3. Color your paper arm with light set of colors.



4. Put the black color over the first set of colors.



5. Using materials with sharp tip like barbecue stick, scrape or scratch the black color to create design and patterns. Your appealing surroundings or your memorable experience may serve as a great influence on your tattoo design.



FLOWER POT DAY

Pottery is one of the arts and crafts of Ilocanos. It is used for storing water and rice grains and as container for salt sugar, basi, (local wine) and bagoong.

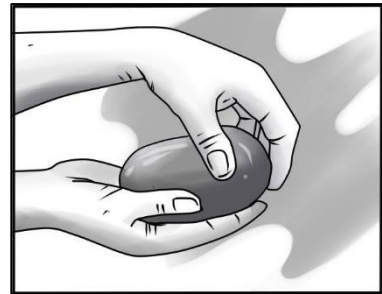
In this activity you will apply your imaginative appreciation to pottery through creating/ making your own Flowerpot jar. Follow the directions carefully.

Materials:

- clay / colored clay
- pencil

Procedure:

1. Get a piece of clay and form an elongated shape.



2. Make a hole using a pencil or a ballpen.



3. Widen the hole until you reach the desired size.



4. Close the other side of the whole by putting a little amount of clay. Flatten the said surface.



5. Using the tip of the pencil start designing your flower pot.



Rubrics

	10 POINTS	8 POINTS	6 POINTS	4 POINTS
Creativity/ Elements of Arts & Principles of Design	Artworks contain an original design. Designs should not be copied from other learning resources. Effective use of the Elements and Principles of art were observed in all aspects of the design	Most of the artwork elements are unique, but 1 element was copied from the source material. Elements and Principles of art were observed; however, 1 element does not complement to the over-all design and theme	Most of the artwork elements are unique, but 2 elements were copied from the source material. Elements and Principles of art were observed; however, 2 elements do not complement to the over-all design and theme	Some of the artwork elements are unique, but 3 elements were copied from the source material. Elements and Principles of art were observed, however, 3 elements do not complement to the over-all design and theme
Attractiveness/ Craftsmanship	The artwork exhibited attractiveness and craftsmanship with the following characteristics: a. neatness b. accuracy of the execution of the elements and principles of art c. accuracy of the weaving techniques d. the design obtained high level of difficulty and complexity	The artwork exhibited attractiveness and craftsmanship, however, only 3 characteristics were met.	The artwork exhibited attractiveness and craftsmanship, however, only 2 characteristics were met	The artwork exhibited attractiveness and craftsmanship, however, only 1 characteristic was met

Timeliness	The artwork was submitted on the set schedule	The artwork was submitted one day beyond the set schedule	The artwork was submitted two days beyond the set schedule	The artwork was submitted three days beyond the set schedule
------------	---	---	--	--



Assessment

Multiple Choice

Directions: Read the questions carefully and choose the BEST answer. Write the letter and word/s on your answer sheet.

- What are the materials in making burnay?
 - Fine gravel, sand, and ashes
 - Fine gravel and powder soap
 - Soil and wax
 - Wax and clay
- Some design such as those found in antique jewelries are completely done by because these cannot be done by machines.
 - Elbow
 - Feet
 - Hand
 - Knee
- Ling-ling-o, which is worn around the neck, serves as _____ symbols for Ifugao tribes.
 - Fertility
 - Fruit
 - Rain
 - Rice granary
- A kind of ink used by Wang- Od in her traditional tattoo.
 - Charcoal and Water
 - Paints and Water
 - Used Oil
 - Water and soap

5. It is considered as clothing and decoration because it covers the chest and arms.
 - A. Amulets
 - B. Jewelries
 - C. Pottery
 - D. Tattoo

6. An element of arts that is usually used in traditional tattoo of Kalinga
 - A. Color
 - B. Line
 - C. Texture
 - D. Value

7. What principle/s of design is/are prominent in burnay of Ilocos?
 - A. Balance and proportion
 - B. Contrast
 - C. Emphasis
 - D. Pattern and repetition

8. What is the special characteristic of the amulets of Ifugaos in terms of its principles?
 - A. Asymmetrically balance
 - B. Radially balance
 - C. Radially symmetrical
 - D. Symmetrically balance

9. What element of arts is best applied in the jewelries of Luzon?
 - A. Form
 - B. Line
 - C. Texture
 - D. Value


10. How would you best promote to the country the different arts and crafts of Luzon?
 - A. By creating as many as you can
 - B. By giving tourists a chance to use those crafts
 - C. By selling those crafts
 - D. By showing respect in using those crafts

Fill in the Blanks

Directions: Complete the following statements by supplying the right word/s from the box below. Write them on your answer sheet.

Charcoal	Jeweler	Mertika
Decoration	Damugmug	Ling -ling-o

11. She uses _____ and water that is tapped onto the skin through a thorn end.
12. It is considered as clothing and _____ because it covers the chest and the arms.
13. _____ makes, and repairs jewelry such as bonds, cuts, and shapes and at the same time sells his/her work.
14. Uling is combined with local fresh water, forms a paste to an that is called _____.
15. The _____ form made of gold or brass pendants and earrings still survived in the Ifugao and the Igorot in Northern Philippines.



Additional Activities

Congratulations for finishing this module! You have shown great performance answering the previous activities. As the cliché goes, learning is continuous process. So, before you totally proceed to the next module, answer the given activity and make your learning experience more effective!

Activity 1: EXPRESS WAY!

Directions: Using the diagram below, express your understanding on the concepts about the arts and crafts of Luzon. Accomplish this activity on your activity notebook.

Crafts	
Accessories	
Body Ornaments	

1. How these arts and crafts from Luzon help the country's culture and tradition?
2. What makes the arts and crafts from Kalinga, Ifugao and Bulacan different from others? Why do you say so?
3. What particular craft, accessory or ornament would you want to have from these places? Why do you want it?



Answer Key

1. A
2. D
3. C
4. B
5. C
6. A
7. A
8. C
9. D
10. B
11. Charcoal
12. Decoration
13. Jeweler
14. Mertika
15. Ling-ling-o

What I Know

1. A
2. C
3. A
4. A
5. D
6. B
7. A
8. D
9. A
10. D
11. Charcoal
12. Decoration
13. Jeweler
14. Mertika
15. Ling-ling-o

Assessment

References

Lourdes R. Siobal et. al “Arts and Crafts of Luzon (Highlands and Lowlands)” in Music and Arts Learner’s Material-Grade 7, (Department of Education, 2017), 147,149, 155

National Museum of the Philippines, Lingling-o (Author, Padre Burgos Drive, City of Manila Philippines, 2014. Accessed February 15, 2020.
<http://www.nationalmuseum.gov.ph/nationalmuseumbeta/Collections/Archeo/Lingling-o.html>

For inquiries or feedback, please write or call:

Department of Education - Bureau of Learning Resources (DepEd-BLR)

Ground Floor, Bonifacio Bldg., DepEd Complex
Meralco Avenue, Pasig City, Philippines 1600

Telefax: (632) 8634-1072; 8634-1054; 8631-4985

Email Address: blr.lrqad@deped.gov.ph * blr.lrpd@deped.gov.ph