


English

Quarter 1 – Module 8: Singular to Plural Nouns of Irregular Nouns



English – Grade 3
Alternative Delivery Mode
Quarter 1 – Module 8: Singular to Plural Nouns of Irregular Nouns
First Edition, 2020

Republic Act 8293, section 176 states that: No copyright shall subsist in any work of the Government of the Philippines. However, prior approval of the government agency or office wherein the work is created shall be necessary for exploitation of such work for profit. Such agency or office may, among other things, impose as a condition the payment of royalties.

Borrowed materials (i.e., songs, stories, poems, pictures, photos, brand names, trademarks, etc.) included in this module are owned by their respective copyright holders. Every effort has been exerted to locate and seek permission to use these materials from their respective copyright owners. The publisher and authors do not represent nor claim ownership over them.

Published by the Department of Education
Secretary: Leonor Magtolis Briones
Undersecretary: Diosdado M. San Antonio

Development Team of the Module

Author: Nova C. Jalad

Editors: Fedelyn A. Gayo, Alean C. Campos, Mark Fil L. Tagsip, Nancy P. Sumagaysay

Reviewers: Gemma C. Pullos, Evelyn M. Lumaan, Angelica M. Mendoza
Elenita F. Alibang, Christopher U. Gonzales

Illustrator: Bernabe S. Reputana Jr.

Layout Artist: Mark Fil L. Tagsip

Management Team: Allan G. Farnazo	Reynaldo B. Mellorida
Mary Jeanne B. Aldeguer	Ester Jean U. Pelayo
Analiza C. Almazan	Susan N. Salazar
Ma. Cielo D. Estrada	Merlyn M. Lasaca
Manuel P. Vallejo	Nancy P. Sumagaysay

Printed in the Philippines by _____

Department of Education – Region XI

Office Address: F. Torres St., Davao City

Telefax: (082) 291-1665; (082) 221-6147

E-mail Address: region11@deped.gov.ph * lrms.regionxi@deped.gov.ph

English

Quarter 1 – Module 8: Singular to Plural Nouns of Irregular Nouns

Introductory Message

This Self-Learning Module (SLM) is prepared so that you, our dear learners, can continue your studies and learn while at home. Activities, questions, directions, exercises, and discussions are carefully stated for you to understand each lesson.

Each SLM is composed of different parts. Each part shall guide you step-by-step as you discover and understand the lesson prepared for you.

Pre-tests are provided to measure your prior knowledge on lessons in each SLM. This will tell you if you need to proceed on completing this module or if you need to ask your facilitator or your teacher's assistance for better understanding of the lesson. At the end of each module, you need to answer the post-test to self-check your learning. Answer keys are provided for each activity and test. We trust that you will be honest in using these.

In addition to the material in the main text, Notes to the Teacher are also provided to our facilitators and parents for strategies and reminders on how they can best help you on your home-based learning.

Please use this module with care. Do not put unnecessary marks on any part of this SLM. Use a separate sheet of paper in answering the exercises and tests. And read the instructions carefully before performing each task.

If you have any questions in using this SLM or any difficulty in answering the tasks in this module, do not hesitate to consult your teacher or facilitator.

Thank you.



What I Need to Know

This module was designed and written for you, Grade 3 pupils. This will help you master how to use plural from frequently occurring irregular nouns and use them in a sentence. The scope of this module permits it to be useful in many different learning situations. The language used recognizes the diverse vocabulary level of the learners. The lessons are arranged to follow the standard sequence of the course. But the order in which you read them can be changed to correspond with the textbook you are now using.

After going through this module, you are expected to identify nouns in a sentence; form the plural form of irregular nouns; and use plural from frequently occurring irregular nouns in a sentence (**EN3G-Ii-j-2.4**).

Enjoy your journey. Good luck!



What I Know

Directions: Identify the noun used in each sentence. Choose the letter of the correct answer and write it on a separate sheet of paper.

1. The child ate almost all the grapes.
 - a. ate
 - b. child
 - c. almost
 - d. all
2. The man danced all night on the stage.
 - a. man
 - b. danced
 - c. all
 - d. the
3. That woman bought this pair of shoes for the old lady.
 - a. that
 - b. woman
 - c. bought
 - d. old
4. Her shoes are very small that caused her foot swelled.
 - a. small
 - b. very
 - c. foot
 - d. swelled
5. The boy kicked the ball so hard.
 - a. boy
 - b. kicked
 - c. the
 - d. hard

Lesson

1

Singular to Plural Nouns of Irregular Nouns


Some nouns have the same singular and plural forms. Nouns change some letters in the spelling of the word to form its plural form.



What's In

Directions: Read and study the following sets of irregular noun.

A



deer- deer

B




foot- feet


C




louse- lice




trout- trout



goose- geese




mouse- mice



salmon- salmon



tooth- teeth



ox- oxen



What's New

Directions: Read the poem below and answer the questions that follow.

Poem of Irregular Nouns

by Nova C. Jalad

One man fed the two hungry men
These men gave him a goose,
One goose turned into four geese,
“Wow! This is awesome,” he said.

One woman gave her dresses to the three women,
These women gave her a gold tooth,
One gold tooth turned into six gold teeth,
“Wow! This is great,” she said.

One child gave his toys to the four children,
These children gave him a white mouse,
One white mouse turned into eight mice,
“Wow! This is amazing,” he said.

Comprehension Questions

Directions: Read and understand the questions carefully. Choose the letter of the correct answer and write your answer on a separate sheet of paper.

1. What did the two men give to the man?
 - a. a bird
 - b. a goose
 - c. a dog
 - d. a pig
2. Who gave a gold tooth to the woman?
 - a. the three women
 - b. the three little mice
 - c. the four children
 - d. the three geese
3. What did the woman receive from the three women?
 - a. a gold tooth
 - b. a gold foot
 - c. a gold dress
 - d. a gold
4. How did the child feel when he received the mouse?
 - a. He was angry.
 - b. He was sad.
 - c. He was happy.
 - d. He was worry.
5. How did everybody feel in the poem on what they received?
 - a. They were lonely.
 - b. They were angry.
 - c. They were happy.
 - d. They were disappointed.



What is It

Have you noticed the underlined words in the poem? How do we form the plural of the following irregular nouns? In order to do this, you have to understand and follow the rules in forming the plural form of irregular nouns.

Rules to follow in forming plural form of irregular nouns.

Rule 1: Change the spelling of the following irregular nouns to help you remember the plural form.


Examples:

man	-	men
woman	-	women
goose	-	geese
tooth	-	teeth
child	-	children
mouse	-	mice
foot	-	feet

Rule 2: Some nouns do not change in form whether they are singular or plural.

Examples:

deer	-	deer
sheep	-	sheep
trout	-	trout
fowl	-	fowl



What's More

Activity 1: Identifying Nouns in the Sentence

Directions: Identify the irregular nouns in the following sentences. Write the letter of the correct answer on a separate sheet of paper.

1. The woman gives her dresses.
 - a. the
 - b. woman
 - c. gives
 - d. dresses
2. He gives him a goose.
 - a. he
 - b. him
 - c. gives
 - d. goose
3. The child is happy when he received his gift.
 - a. child
 - b. happy
 - c. received
 - d. gift
4. She received a gold tooth.
 - a. she
 - b. received
 - c. tooth
 - d. gold
5. This man is hailed as the "hero of the year".
 - a. man
 - b. hailed
 - c. hero
 - d. year

Activity 2: Plural of Irregular Nouns

Directions: Match the singular form of irregular noun in Column A with its plural form in Column B. Write the letter of the correct answer on a separate sheet of paper.

A	B
1. woman	a. teeth
2. mouse	b. men
3. child	c. women
4. tooth	d. children
5. man	e. mice



What I Have Learned

Direction: Answer the following questions.

- A. How will you identify the noun in the sentence?
- B. What are the rules in forming irregular nouns?



What I Can Do

Let us see what you can do.

Directions: Write the correct plural form of the underlined irregular noun and do it on a separate sheet of paper.

_____ 1. This man pretended to be a rich merchant.

_____ 2. The child wants to eat the whole cake.

_____ 3. I have seen a goose grazing over the pond.

_____ 4. His foot swelled so badly.

_____ 5. They saw a big mouse in the closet.



Assessment

Directions: Write the plural form of the following irregular nouns inside the parentheses. Write the correct answer on a separate sheet of paper.

1. (Child) _____ love to play at the beach.
2. She lost two (tooth)_____.
3. A family of (mouse) _____ lives in the bottom of the cabinet.
4. The three (man) _____ passed by the bridge.
5. These (woman) _____ are excited to visit the Aliwagwag falls.



Additional Activity

Directions: Write the plural form of the given nouns and use them to construct a sentence. Write your answer on a separate sheet of paper.

1. goose - _____

2. ox - _____

3. shrimp - _____

4. sheep - _____

5. person - _____



Answer Key

Additional Activity

1. geese
2. oxen
3. shrimp
4. sheep
5. people

Assessment

1. children
2. teeth
3. mice
4. men
5. women

What I Can Do

1. men
2. children
3. geese
4. feet
5. mice

What's More

Activity 1:

1. b
2. d
3. a
4. c
5. a

Activity 2

1. c
2. e
3. d
4. a
5. b

What's New

Comprehension Questions

1. b
2. a
3. a
4. c
5. c

What I Know

1. B
2. A
3. B
4. C
5. A

References

K to 12 English Curriculum Guide May 2016, pg. 54. Department of Education. DepEd Complex, Meralco Ave., 1600 Pasig City, Philippines.

Bautista, Lea, Dinah Bonao, Raymond Bustamante, Ana Lou Caspi, Esperanza D. Cruz, Myra R. Labay, Evelyn Mamangon, Aurea L. Mazo, Josie Mendoza, Mil F. Ponciano, Criselda DG Ochang, Rose B. Pamintuan, Ivy Romano, Jeanette V. Sison, and Jelly L. Sore. *Let's Get Better in Reading Teacher's Guide*. Pasig City: Department of Education, 2015.

Bautista, Lea, Dinah Bonao, Raymond Bustamante, Ana Lou Caspi, Esperanza D. Cruz, Myra R. Labay, Evelyn Mamangon, Aurea L. Mazo, Josie Mendoza, Mil F. Ponciano, Criselda DG Ochang, Rose B. Pamintuan, Ivy Romano, Jeanette V. Sison, and Jelly L. Sore. *Let's Get Better in Reading Learner's Material*. Pasig City: Department of Education, 2015.

Story Jumper. "Plural of Irregular Nouns". Last modified June 15, 2020. <https://www.storyjumper.com>.

For inquiries or feedback, please write or call:

Department of Education - Bureau of Learning Resources (DepEd-BLR)

Ground Floor, Bonifacio Bldg., DepEd Complex
Meralco Avenue, Pasig City, Philippines 1600

Telefax: (632) 8634-1072; 8634-1054; 8631-4985

Email Address: blr.lrqad@deped.gov.ph * blr.lrpd@deped.gov.ph