


# English

## Quarter 1 – Module 7: Singular to Plural Nouns of Regular Nouns



**English – Grade 3**  
**Alternative Delivery Mode**  
**Quarter 1 – Module 7: Singular to Plural Nouns of Regular Nouns**  
**First Edition, 2020**

**Republic Act 8293, section 176** states that: No copyright shall subsist in any work of the Government of the Philippines. However, prior approval of the government agency or office wherein the work is created shall be necessary for exploitation of such work for profit. Such agency or office may, among other things, impose as a condition the payment of royalties.

Borrowed materials (i.e., songs, stories, poems, pictures, photos, brand names, trademarks, etc.) included in this module are owned by their respective copyright holders. Every effort has been exerted to locate and seek permission to use these materials from their respective copyright owners. The publisher and authors do not represent nor claim ownership over them.

Published by the Department of Education  
Secretary: Leonor Magtolis Briones  
Undersecretary: Diosdado M. San Antonio

**Development Team of the Module**

**Author:** Nova C. Jalad

**Editors:** Fedelyn A. Gayo, Alean C. Campos, Mark Fil L. Tagsip, Nancy P. Sumagaysay

**Reviewers:** Gemma C. Pullos, Kristal G. Entrino, Alemer O. Veloso,  
Christopher U. Gonzales, Marian Hista Villacrusis

**Illustrator:** Melchor S. Aba-a

**Layout Artist:** Mark Fil L. Tagsip

<b>Management Team:</b> Allan G. Farnazo	Reynaldo B. Mellorida
Mary Jeanne B. Aldeguer	Ester Jean U. Pelayo
Analiza C. Almazan	Susan N. Salazar
Ma. Cielo D. Estrada	Merlyn M. Lasaca
Manuel P. Vallejo	Nancy P. Sumagaysay

**Printed in the Philippines by** \_\_\_\_\_

**Department of Education – Region XI**

Office Address: F. Torres St., Davao City

Telefax: (082) 291-1665; (082) 221-6147

E-mail Address: region11@deped.gov.ph \* lrms.regionxi@deped.gov.ph

# English

## Quarter 1 – Module 7: Singular to Plural Nouns of Regular Nouns

## Introductory Message

This Self-Learning Module (SLM) is prepared so that you, our dear learners, can continue your studies and learn while at home. Activities, questions, directions, exercises, and discussions are carefully stated for you to understand each lesson.

Each SLM is composed of different parts. Each part shall guide you step-by-step as you discover and understand the lesson prepared for you.

Pre-tests are provided to measure your prior knowledge on lessons in each SLM. This will tell you if you need to proceed on completing this module or if you need to ask your facilitator or your teacher's assistance for better understanding of the lesson. At the end of each module, you need to answer the post-test to self-check your learning. Answer keys are provided for each activity and test. We trust that you will be honest in using these.

In addition to the material in the main text, Notes to the Teacher are also provided to our facilitators and parents for strategies and reminders on how they can best help you on your home-based learning.

Please use this module with care. Do not put unnecessary marks on any part of this SLM. Use a separate sheet of paper in answering the exercises and tests. And read the instructions carefully before performing each task.

If you have any questions in using this SLM or any difficulty in answering the tasks in this module, do not hesitate to consult your teacher or facilitator.

Thank you.



## *What I Need to Know*

This module was designed and written with you in mind. It is here to help you master on how to write the plural form of regular nouns. The scope of this module permits it to be used in many different learning situations. The language used recognizes the diverse vocabulary level of students. The lessons are arranged to follow the standard sequence of the course. But the order in which you read them can be changed to correspond with the textbook you are now using.

After going through this module, you are expected to:

NA identify nouns in a sentence;  
form the plural form of regular nouns; and  
use plural form of regular nouns in the sentence  
(EN2G-Ig-h-2.3-2).

Enjoy your journey. Good luck!



## *What I Know*

Directions: Identify the noun used in each sentence. Write the letter of your answer on a separate sheet of paper.

1. The boy ate almost all bananas.
  - a. the
  - b. boy
  - c. almost
  - d. all
  
2. The cat watched and waited.
  - a. cat
  - b. watched
  - c. and
  - d. waited
  
3. She danced on the stage.
  - a. she
  - b. danced
  - c. on
  - d. stage
  
4. The pupils polished the chair carefully.
  - a. the
  - b. polished
  - c. chair
  - d. carefully
  
5. The book is too heavy to carry.
  - a. book
  - b. is
  - c. heavy
  - d. carry

## Lesson

# 1

## Singular to Plural Nouns of Regular Nouns

Nouns are words used to name a person, place, thing, or idea. When a noun names one person, place, or thing, it is called singular noun. The plural noun names more than one person, place, thing, or idea.



### *What's In*

Direction: Write the plural form of the following nouns on a separate sheet of paper.

	Singular			Plural
1.	book	+	s	= _____
2.	friend	+	s	= _____
3.	bag	+	s	= _____
4.	bird	+	s	= _____
5.	tree	+	s	= _____



## *What's New*

Direction: Read the story below.

### **Kind Mari**

by Nova C. Jalad

Once there was a young girl named Mari. She is a lovely girl with a curly hair. Mari was very rich that she did not need anybody to help her. Everybody in her town knew that Mari had a heart of stone.

One sunny day, a boy asked for her help. The poor boy dressed in ragged clothes knocked on the door of the rich girl's mansion. Mari saw the boy from afar and said, "Aling Lucing, get that boy away from here! Nobody will enter the mansion in rags!"

When the boy heard it, he pleaded, "Please have mercy. If there's anything I can do to please her, I will do it. Help me, I have nothing. My parents all died in an accident. I have no one to turn to. I can be her servant; I will do anything for her."

Upon learning what the boy told Aling Lucing, Mari had a change of heart, so she went out of the house, approached the boy, and invited him inside the house. Then, Mari gave the boy some food and had a wonderful conversation with him. Mari found out that the boy could tell beautiful and interesting stories. Mari was so delighted with the boy's skill in delivering story. To her amazement, she gave the boy some of her books and a bag full of treats.



After sometime, everyone in town was surprised to see the boy living with Mari in the mansion. Mari and the boy became close friends. Everybody thought that Mari, a rich girl with a heart of stone could never learn to help other people, much less than a ragged boy. It was a good thing she did. Mari learned to give others and herself a chance to be kind.

### Comprehension Questions

Directions: Read and understand the questions carefully. Choose the letter of the correct answer. Write your answer on a separate sheet of paper.

1. What is the name of the girl in the story?
  - a. Mari
  - b. Gina
  - c. Bella
  - d. Giana
  
2. How do you describe the girl in the story?
  - a. She is a grumpy kid.
  - b. She is an honest girl.
  - c. She is a kind girl.
  - d. She is a happy kid.
  
3. What did the ragged boy do when Aling Lucing told him of what Mari said?
  - a. He pleaded for mercy and told Aling Lucing that he would do anything to please the girl.
  - b. He shouted the servant.
  - c. He walked away and never came back.
  - d. He laughed so loud.

4. How did Mari help the ragged boy?
  - a. She gave the boy food and let him stay in the mansion.
  - b. She asked the boy to serve her if he wanted to stay in the mansion.
  - c. She asked the boy to stay away from her mansion.
  - d. She threw a bag full of treats and asked the boy to leave.
5. What lesson can we get from the story "Kind Mari"?
  - a. to be kind to others
  - b. to stay away from the ragged kids
  - c. to be bossy and arrogant
  - d. to be an honest girl



## *What is It*

Have you noticed the underlined words in the story? How do we form the plural of nouns? In order to do this, you have to understand and follow the rules in forming the plural form of regular nouns.

Rules to follow in forming plural form of regular nouns:

Rule 1: Add an **-s** to singular nouns.

Examples:

girl	-	girls
door	-	doors
bag	-	bags

Rule 2: Add **–s** to nouns ending in **y** preceded by a vowel.

Examples:

monkey - monkeys

day - days

boy - boys

Rule 3: Add **–es** to nouns ending in **ch, sh, s,** and **x.**


Examples:

coach - coaches

sash - sashes

tax - taxes

boss - bosses



## *What's More*

### Activity A.1 Identifying Nouns in the Sentence

You already knew what is noun in a sentence and the rules in forming the plural form of regular nouns.

Now let's try the following activities.

Directions: On a separate sheet of paper, copy the following sentences. Then, identify the nouns by underlining them.









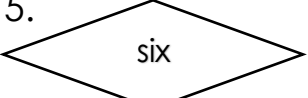



1. That girl had a heart of stone.
2. The boy asked for help.
3. She gave him bag full of treats.
4. This kid is very sad.
5. He cried all day.

### Activity A.2 Plural form of Regular Nouns

Directions: Write the plural form of the underlined nouns in the sentence. Write your answer on a separate sheet of paper.

- \_\_\_\_\_ 1. Mari is a kind kid.
- \_\_\_\_\_ 2. The boy went to the mansion to seek for help.
- \_\_\_\_\_ 3. Mari gave the boy a bag full of treats.
- \_\_\_\_\_ 4. Mari asked the boy to read some stories from her book.
- \_\_\_\_\_ 5. On that day, Mari realized that it was a good thing to help those in need.

Activity B. Read the nouns inside the box. Encircle the correct plural form of each regular noun.

<p>1.  glasses</p> <p> glass</p>	<p>2.  buges</p> <p> bugs</p>
<p>3.  watchess</p> <p> watches</p>	<p>4.  plates</p> <p> platess</p>
<p>5.  sixs</p> <p> sixes</p>	<p>6.  pails</p> <p> pailles</p>



## *What I Have Learned*

Direction: Answer the following questions.

- A. How will you identify the nouns in a sentence?
- B. What are the rules in forming the plural form of the regular nouns?



## *What I Can Do*

Directions: Write the correct plural form of the noun in the parentheses to complete the sentences and do it on a separate sheet of paper.

1. These (book) \_\_\_\_\_ are interesting to read.
2. People in those (valley) \_\_\_\_\_ have many tales to tell about "The Legend of the Beast."
3. The people in that mountain are mostly (farmer) \_\_\_\_\_.
4. They are surrounded with huge (rock) \_\_\_\_\_.
5. There are many (visitor) \_\_\_\_\_ in the nearby village.



## Assessment

A. Directions: Choose the letter of the correct plural form of the underlined nouns in the following sentences. Write the answers on a separate sheet of paper.

\_\_\_\_\_ 1. Some guest arrived early.

- a. guest
- b. guests
- c. guestes

\_\_\_\_\_ 2. The servants polished the chair carefully.

- a. chair
- b. chairs
- c. chaires

\_\_\_\_\_ 3. His parents prepared plenty of dessert.

- a. dessert
- b. dessertes
- c. desserts

\_\_\_\_\_ 4. My two brothers helped mother to wash the plate.

- a. plates
- b. plate
- c. platess

\_\_\_\_\_ 5. I have seen the visitors dancing in their respective room.

- a. room
- b. rooms
- c. rooms

B. Directions: Look at the picture clues. Write the missing plural noun in each sentence.

1. Many \_\_\_\_\_ crawl in his pants. 

2. Carlo saw two \_\_\_\_\_ beside the table. 

3. The \_\_\_\_\_ enjoy playing under the shady tree.



4. Some kids enjoy feeding the \_\_\_\_\_.



5. Danny walks his two \_\_\_\_\_ in the park.







## *Additional Activity*

Directions: Write the plural form of the given nouns and use them to construct a sentence. Write your answer on a separate sheet of paper.

1. girl            -        \_\_\_\_\_  
\_\_\_\_\_

2. market       -        \_\_\_\_\_  
\_\_\_\_\_

3. toy            -        \_\_\_\_\_  
\_\_\_\_\_

4. teacher       -        \_\_\_\_\_  
\_\_\_\_\_

5. sock           -        \_\_\_\_\_  
\_\_\_\_\_



## Answer Key

<p><b>Additional Activity</b></p> <p>Answers may vary</p>	<p><b>Assessment</b></p> <p>A.</p> <ol style="list-style-type: none"><li>1. b</li><li>2. b</li><li>3. c</li><li>4. a</li><li>5. b</li></ol> <p>B.</p> <ol style="list-style-type: none"><li>1. ants</li><li>2. boxes</li><li>3. kids</li><li>4. birds</li><li>5. dogs</li></ol>	<p><b>What I Can Do</b></p> <ol style="list-style-type: none"><li>1. books</li><li>2. valleys</li><li>3. farmers</li><li>4. rocks</li><li>5. visitors</li></ol>
<p><b>What's More</b></p> <p>Activity 1:</p> <ol style="list-style-type: none"><li>1. gift</li><li>2. boy</li><li>3. bag</li><li>4. kid</li><li>5. day</li></ol> <p>Activity 2</p> <ol style="list-style-type: none"><li>1. kids</li><li>2. boys</li><li>3. bags</li><li>4. books</li><li>5. days</li></ol> <p>Activity B.</p> <ol style="list-style-type: none"><li>6. glasses</li><li>7. bugs</li><li>8. watches</li><li>9. plates</li><li>10. sixes</li><li>11. pails</li></ol>	<p><b>What's In</b></p> <ol style="list-style-type: none"><li>1. books</li><li>2. friends</li><li>3. bags</li><li>4. birds</li><li>5. trees</li></ol> <p><b>What's New</b></p> <p>Comprehension Questions</p> <ol style="list-style-type: none"><li>1. a</li><li>2. c</li><li>3. a</li><li>4. a</li><li>5. a</li></ol>	<p><b>What I Know</b></p> <ol style="list-style-type: none"><li>6. b</li><li>7. a</li><li>8. d</li><li>9. c</li><li>10. a</li></ol>

## *References*

K to12 English Curriculum Guide in English Pasig City: Department of Education. DepEd Complex, Meralco Ave., 1600 Pasig City, Philippines.2016, 38.

Franco, Catherine M. Life Learning and Intensifying English Today 3 Textbook. Quezon City: Brown Madonna Press, Inc.,2013, 23.

Bautista, Lea, Dinah Bonao, Raymond Bustamante, Ana Lou Caspi, Esperanza D. Cruz, Myra R. Labay, Evelyn Mamangon, Aurea L. Mazo, Josie Mendoza, Mil F. Ponciano, Criselda DG Ochang, Rose B. Pamintuan, Ivy Romano, Jeanette V. Sison, and Jelly L. Sore. *Let's Get Better in English 3 Teacher's Guide*. Pasig City: Department of Education, 2015, 67.

**For inquiries or feedback, please write or call:**

Department of Education - Bureau of Learning Resources (DepEd-BLR)

Ground Floor, Bonifacio Bldg., DepEd Complex  
Meralco Avenue, Pasig City, Philippines 1600

Telefax: (632) 8634-1072; 8634-1054; 8631-4985

Email Address: [blr.lrqad@deped.gov.ph](mailto:blr.lrqad@deped.gov.ph) \* [blr.lrpd@deped.gov.ph](mailto:blr.lrpd@deped.gov.ph)