


English

Quarter 1 – Module 5:

Sentence Galore



English– Grade 3
Alternative Delivery Mode
Quarter 1 – Module 5: Sentence Galore
First Edition, 2020

Republic Act 8293, section 176 states that: No copyright shall subsist in any work of the Government of the Philippines. However, prior approval of the government agency or office wherein the work is created shall be necessary for exploitation of such work for profit. Such agency or office may, among other things, impose as a condition the payment of royalties.

Borrowed materials (i.e., songs, stories, poems, pictures, photos, brand names, trademarks, etc.) included in this module are owned by their respective copyright holders. Every effort has been exerted to locate and seek permission to use these materials from their respective copyright owners. The publisher and authors do not represent nor claim ownership over them.

Published by the Department of Education
Secretary: Leonor Magtolis Briones
Undersecretary: Diosdado M. San Antonio

Development Team of the Module

Authors: Marilou P. Masunag, Doris M. Dayaan

Editors: Melody Jane P. Cajés, Mark Fil L. Tagsip, Nancy P. Sumagaysay

Reviewers: Gemma C. Pullos, Belen D. Tado, Eduardo Jr. A. Eroy,
Christopher U. Gonzales, Aubrey E. Torrentira

Illustrator: Melchor S. Aba-a

Layout Artist: Mark Fil L. Tagsip

Management Team: Allan G. Farnazo	Reynaldo B. Mellorida
Mary Jeanne B. Aldeguer	Ester Jean U. Pelayo
Analiza C. Almazan	Susan N. Salazar
Ma. Cielo D. Estrada	Merlyn M. Lasaca
Manuel P. Vallejo	Nancy P. Sumagaysay

Printed in the Philippines by _____

Department of Education – Region XI

Office Address: F. Torres St., Davao City

Telefax: (082) 291-1665; (082) 221-6147

E-mail Address: region11@deped.gov.ph * lrms.regionxi@deped.gov.ph

English

Quarter 1 – Module 5:
Sentence Galore

Introductory Message

This Self-Learning Module (SLM) is prepared so that you, our dear learners, can continue your studies and learn while at home. Activities, questions, directions, exercises, and discussions are carefully stated for you to understand each lesson.

Each SLM is composed of different parts. Each part shall guide you step-by-step as you discover and understand the lesson prepared for you.

Pre-tests are provided to measure your prior knowledge on lessons in each SLM. This will tell you if you need to proceed on completing this module or if you need to ask your facilitator or your teacher's assistance for better understanding of the lesson. At the end of each module, you need to answer the post-test to self-check your learning. Answer keys are provided for each activity and test. We trust that you will be honest in using these.

In addition to the material in the main text, Notes to the Teacher are also provided to our facilitators and parents for strategies and reminders on how they can best help you on your home-based learning.

Please use this module with care. Do not put unnecessary marks on any part of this SLM. Use a separate sheet of paper in answering the exercises and tests. And read the instructions carefully before performing each task.

If you have any questions in using this SLM or any difficulty in answering the tasks in this module, do not hesitate to consult your teacher or facilitator.

Thank you.



What I Need to Know

This module was designed and written with you in mind. It is here to help you master on the kinds of sentences. As you go over the pages, you will be exposed to what we call sentence galore wherein you will experience exciting activities that will enrich your knowledge about the declarative, interrogative, exclamatory and imperative sentences.

The scope of this module permits it to be used in many different learning situations. The language used recognizes the diverse vocabulary level of learners. The lessons are arranged to follow the standard sequence of the course. But the order in which you read them can be changed to correspond with the textbook you are now using.

After going through this module, you are expected to use different kinds of sentences in a dialogue (e.g. declarative, interrogative, exclamatory, and imperative) (**EN3G-Ic-3**).

Enjoy your journey. Good luck!



What I Know

Directions: Read each question carefully. Write the letter of the correct answer on a separate sheet of paper.

1. "I am excited to attend our on-line class," said Gena. It is a declarative sentence because _____.
 - a. it tells about something.
 - b. it asks about something.
 - c. it expresses a strong feeling when telling about something.
 - d. it makes a simple command or request.
2. "Kindly submit your assignment on time," Mrs. Apostol said to the class. This statement is an example of an imperative sentence because _____.
 - a. it tells about something.
 - b. it asks about something.
 - c. it expresses a strong feeling when telling about something.
 - d. it makes a simple command or request.
3. "Oh my God! What a huge gift it is!" mother exclaimed as she received a surprise gift from father. This expression is an exclamatory sentence because _____.
 - a. It tells about something.
 - b. It asks about something.
 - c. It expresses a strong feeling when telling about something.
 - d. It makes a simple command or request.
4. "Where did you buy it?" she inquired. This is an example of an interrogative sentence because _____.

- a. It tells about something.
- b. It asks about something.
- c. It expresses a strong feeling when telling about something.
- d. It makes a simple command or request.

5. Which statement from the dialogue below is an example of an interrogative sentence?

"Ma, I need to buy some materials for my project," Tony said while having their family dinner. "How much do you need?" his mother asked him.

- a. "Ma, I need to buy some materials for my project."
- b. "How much do you need?"
- c. Tony said while having their family dinner.
- d. His mother asked him.

Lesson

1

Sentence Galore

Do you like to talk about a lot of things? Do you love to tell stories?

Of course you do. You retell stories that you have read from books or fairytale movies that you have watched on your television at home, or a simple story that you have heard from your grandmother, parents and siblings. In telling something, you

are using a declarative sentence. A declarative sentence ends with a period (.).

Examples:

1. My family loves to go on a picnic.
2. I have many story books.

Sometimes, you also ask a lot of questions to gain more knowledge and to acquire more information. You are curious to know more about many things that surround you. By asking a question, you are using an interrogative sentence. An interrogative sentence ends with a question mark (?).

Examples:

1. Why do we need to follow the safety protocols?
2. Where do you live?

You are often expressive in telling about something. You show pride in expressing great appreciation when you receive something which is of value to you. When you are excited or surprised and you often speak with strong emotion. In expressing excitement or strong emotion, you are using an exclamatory sentence. An exclamatory sentence ends with an exclamation mark (!).

Examples:

1. Wow! What a lovely gift!
2. Look! the house is on fire!

Moreover, you are also taught with good values such as obedience and respect by your parents at home and by your teachers in school. You want someone to tell you to do something in a nice way. In making a demand or request, command, order or direction, you are using an imperative sentence. An imperative sentence ends with a period (.).

Examples:

1. Please arrange your chairs before going home.
2. Claim your cards next week.



What's In

In the past lesson, you knew what a sentence is. You also learned the four kinds of sentence.

A. Finding the Difference

Directions: Copy the sentences in your notebook. Check (/) the box before the number if it is a declarative or telling sentence and put an (X) mark if it is an interrogative or asking sentence.

☐

1. The travellers used to stay at "Hotel ni Pidro."

☐

2. Did you buy food at the canteen?

☐

3. The family had a great time at "Langoyon Beach Resort" last Sunday.

☐

4. The boy is celebrating his 8th birthday today.

☐

5. When will be our First Culminating Performance?

B. Sorting out sentences

Directions: Identify the imperative and exclamatory sentence from each item. Write the sentence on the correct column. Write your answer on a separate sheet of paper.

1. a. The ground is so dusty!

b. Water the ground before you sweep the dried leaves.

2. a. There is no pail of water inside the comfort room!
b. Fill the pail with water.
3. a. Turn on the wall fans.
b. It is so warm inside your room!
4. a. The toilet smells bad!
b. Please do not forget to clean the toilet after using.
5. a. Take care of that dress.
b. That's a lovely dress!

	Imperative Sentence	Exclamatory Sentence
1		
2		
3		
4		
5		



What's New

Direction: Read the dialogue below.

A Fun Fair

By: Marilou P. Masunag

Kelvin: Have you heard that there is a fun fair now at the park?

Gabriel: Really? Oh, wow! We need to tell nanay and tatay to take us there tonight!

Kelvin: Yes, we must ride on that roller-coaster.

Gabriel: Nanay, will you take us to the fun fair tonight?

Kelvin: Yes, Nanay, please. Can you buy us tickets to ride on the roller-coaster?

Mother: Yes, we will bring you there, but on one condition.

You must wash the dishes tonight after eating, okay?

Gabriel and Kelvin: Yes, we will!

Mother: Okay, call your father now. Let us now have our dinner.

Comprehension Questions

Direction: Answer the following questions.

1. What is happening at the park?
2. What condition did nanay give the two boys?
3. What does Kelvin want to ride?
4. How many kinds of sentences have you read from the dialogue?
5. "Let us have our dinner" is an example of what sentence?



What is It

Declarative Sentence usually makes a statement. It is also called a telling sentence. It ends with a period.

Example:

People are suffering now because of the pandemic.

Interrogative Sentence is usually presented in the form of question. It is also called an asking sentence. It ends with a question mark.

Example:

How often do we need to wash our hands?

Exclamatory Sentence expresses a strong feeling. It ends with an exclamation point.


Example:

Surprise! Happy birthday!

Imperative Sentence commands or tells someone to do something. It ends with a period.

Example:

Let us practice social distancing.



What's More

Activity A.1 Punctuating and Labelling

Directions: Read each sentence and add the correct punctuation mark. Then label it as Imperative, Declarative, Interrogative or Exclamatory. Write your answer on a separate sheet of paper.

Example: You have a nice Mandaya dress____

Answer: You have a nice Mandaya dress. Declarative

1. What is your favorite Larong Pinoy____
2. Yehey, I got a gift from my tita____
3. He is the best dancer in the group____
4. Do your projects on time____
5. Who is the most helpful in your family____

Activity A.2 Write Those Pics

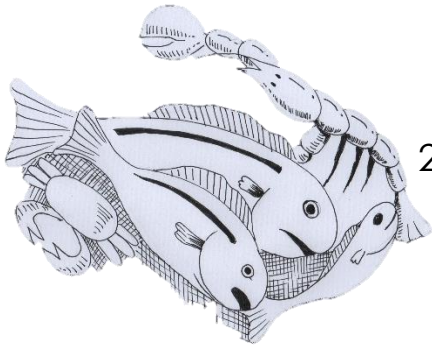
Directions: Use each picture on the left to write a declarative, exclamatory, interrogative and imperative sentence. Don't forget to punctuate accordingly. Write your answers on a separate sheet of paper.

Example:  *Write a declarative sentence.*

He is a good boxer.




1. Write a declarative sentence.



2. Write an interrogative sentence.



3. Write an imperative sentence.



4. Write an exclamatory sentence.

Activity B. End of Sentence Challenge

Direction: Use proper punctuation mark after each sentence.

Sentences	Punctuation Marks
1. What is your father's name	
2. My name is Ethan Mateo	
3. I am at the church	

4. Go home and pray	
5. Can you see the waterfalls	
6. Be careful	
7. Please close the door	
8. Fix your toys	
9. The seafood is delicious	
10. Wow! the ocean is amazing	



What I Have Learned

1. What is a sentence that usually makes a statement and ends with a period?
2. What is a sentence that usually presented in the form of question and ends with a question mark?
3. What is a sentence that expresses a strong feeling and ends with an exclamation point?
4. What is a sentence that commands or tells someone to do something?



What Can I Do

Directions: Use different kinds of sentences based on the given situations. Write your answer in your notebook.

1. You request your classmate to let you borrow her notebook. What will you say?

You: _____

2. What will you say if you suddenly see your friend accidentally tripped on a wet floor?

You: _____

3. Introduce yourself.

You: _____

4. You want to ask how much is the price of the banana cue. What will you say?

You: _____



Assessment

Directions: Read again the dialogue about “Fun Fair”. Choose from the dialogue an example of the following sentences.

1. Interrogative Sentence

Sentence: _____

2. Declarative Sentence

Sentence: _____

3. Imperative Sentence

Sentence: _____

4. Exclamatory Sentence

Sentence: _____

5. “Let us now have a dinner” is an example of _____.

- a. Declarative sentence
- b. Imperative sentence
- c. Exclamatory sentence
- d. Interrogative sentence



Additional Activities

Directions: Read the questions carefully. Choose the letter of the correct answer. Write your answer on a separate sheet of paper.

1. Which is **not** an interrogative sentence?
 - a. The baby is sleeping.
 - b. Is the baby sleeping?
 - c. Where is the baby sleeping?
 - d. Who takes care of the baby while she is sleeping?

2. What punctuation mark do we use after the declarative sentence?
 - a. (!)
 - b. (.)
 - c. (?)
 - d. (,)

3. Which of the following is an imperative sentence?
 - a. Turn off the faucet after using.
 - b. How old are you?
 - c. Amazing costumes!
 - d. Mother cooks food for us.

4. Which sentence expresses a strong emotion?
 - a. Get one whole sheet of paper.
 - b. Who is your teacher?
 - c. What a mess!
 - d. We attended the flag ceremony.



Answer Key

<p>What I Know</p> <p>1. a 2. d 3. c 4. b 5. b</p>	<p>What's In</p> <p>A. Finding the difference</p> <p>1. / 2.x 3./ 4./ 5.x</p> <p>B. Sorting out sentences</p> <table><tr><td>Imperative</td><td>Water the ground before you sweep dusty!</td><td>There is no pail of water inside the comfort room!</td><td>Turn on the wall fans.</td><td>Please do not forget to clean the toilet after using.</td><td>Take care of that dress.</td></tr><tr><td>exclamatory</td><td>The ground is so dusty!</td><td></td><td>It is so warm inside your room!</td><td>The toilet smells bad!</td><td>That's a lovely dress!</td></tr></table>	Imperative	Water the ground before you sweep dusty!	There is no pail of water inside the comfort room!	Turn on the wall fans.	Please do not forget to clean the toilet after using.	Take care of that dress.	exclamatory	The ground is so dusty!		It is so warm inside your room!	The toilet smells bad!	That's a lovely dress!	<p>What's More</p> <p>Activity A.1 (Punctuating and Labelling) 1. (?) <u>Interrogative</u> 2. (i) <u>Exclamatory</u> 3. (.) <u>Declarative</u> 4. (!) <u>Imperative</u> 5. (?) <u>Interrogative</u></p> <p>Activity A.2 (Write That Pics) Answers may vary.</p> <p>Activity B. End of Sentence Challenge 1. (?) 2. (.) 3. (.) 4. (.) 5. (?) 6. (i) 7. (.) 8. (.) 9. (.) 10. (i)</p>
Imperative	Water the ground before you sweep dusty!	There is no pail of water inside the comfort room!	Turn on the wall fans.	Please do not forget to clean the toilet after using.	Take care of that dress.									
exclamatory	The ground is so dusty!		It is so warm inside your room!	The toilet smells bad!	That's a lovely dress!									
<p>What's New</p> <p>1. It has a funfair. 2. They will wash the dishes. 3. roller-coaster 4. There were four kinds of sentences. 5. imperative sentence</p>														
<p>Additional Activity</p> <p>Answers maybe either of the following: 1.a 2.b 3.a 4. c</p>	<p>What I Can Do</p> <p>Answers may vary</p> <p>Assessment</p> <p>Answers may vary</p>													

References

K to 12 English Curriculum Guide May 2016, pg. 55. Department of Education. DepEd Complex, Meralco Ave., 1600 Pasig City, Philippines.

Bautista, Lea, Dinah Bonao, Raymond Bustamante, Ana Lou Caspi, Esperanza D. Cruz, Myra R. Labay, Evelyn Mamangon, Aurea L. Mazo, Josie Mendoza, Mil F. Ponciano, Criselda DG Ochang, Rose B. Pamintuan, Ivy Romano, Jeanette V. Sison, and Jelly L. Sore. *Let's Get Better in Reading Learner's Material*. Pasig City: Department of Education, 2015, 32-51

For inquiries or feedback, please write or call:

Department of Education - Bureau of Learning Resources (DepEd-BLR)

Ground Floor, Bonifacio Bldg., DepEd Complex
Meralco Avenue, Pasig City, Philippines 1600

Telefax: (632) 8634-1072; 8634-1054; 8631-4985

Email Address: blr.lrqad@deped.gov.ph * blr.lrpd@deped.gov.ph