


English

Quarter 1 – Module 2: Tell Me More About the Story Character



English – Grade 3
Alternative Delivery Mode
Quarter 1 – Module 2: Tell Me More About the Story Character
First Edition, 2020

Republic Act 8293, section 176 states that: No copyright shall subsist in any work of the Government of the Philippines. However, prior approval of the government agency or office wherein the work is created shall be necessary for exploitation of such work for profit. Such agency or office may, among other things, impose as a condition the payment of royalties.

Borrowed materials (i.e., songs, stories, poems, pictures, photos, brand names, trademarks, etc.) included in this module are owned by their respective copyright holders. Every effort has been exerted to locate and seek permission to use these materials from their respective copyright owners. The publisher and authors do not represent nor claim ownership over them.

Published by the Department of Education
Secretary: Leonor Magtolis Briones
Undersecretary: Diosdado M. San Antonio

Development Team of the Module

Author: Christine Joy W. Layto

Editors: Dindo Tuzon, Phoebe Alba, Mark Fil L. Tagsip, Nancy P. Sumagaysay

Reviewers: Eleonor D. Limbo, Neil Edward D. Diaz, Marites L. Caluban,
Christopher U. Gonzales, Ana Lorma A. Dahiroc

Illustrator: Jonathan A. Yap, Hana Queen T. Yasis

Layout Artist: Mark Fil L. Tagsip

Management Team: Allan G. Farnazo	Reynaldo B. Mellorida
Mary Jeanne B. Aldeguer	Maria Concepcion K. Wong
Analiza C. Almazan	Susan N. Salazar
Ma. Cielo D. Estrada	Merlyn M. Lasaca
Manuel P. Vallejo	Nancy P. Sumagaysay

Printed in the Philippines by _____

Department of Education – Region XI

Office Address: F. Torres St., Davao City

Telefax: (082) 291-1665; (082) 221-6147

E-mail Address: region11@deped.gov.ph * lrms.regionxi@deped.gov.ph

English

Quarter 1 – Module 2:
Tell Me More About
the Story Character

Introductory Message

This Self-Learning Module (SLM) is prepared so that you, our dear learners, can continue your studies and learn while at home. Activities, questions, directions, exercises, and discussions are carefully stated for you to understand each lesson.

Each SLM is composed of different parts. Each part shall guide you step-by-step as you discover and understand the lesson prepared for you.

Pre-tests are provided to measure your prior knowledge on lessons in each SLM. This will tell you if you need to proceed on completing this module or if you need to ask your facilitator or your teacher's assistance for better understanding of the lesson. At the end of each module, you need to answer the post-test to self-check your learning. Answer keys are provided for each activity and test. We trust that you will be honest in using these.

In addition to the material in the main text, Notes to the Teacher are also provided to our facilitators and parents for strategies and reminders on how they can best help you on your home-based learning.

Please use this module with care. Do not put unnecessary marks on any part of this SLM. Use a separate sheet of paper in answering the exercises and tests. And read the instructions carefully before performing each task.

If you have any questions in using this SLM or any difficulty in answering the tasks in this module, do not hesitate to consult your teacher or facilitator.

Thank you.



What I Need to Know

This module was designed and written with you in mind. It is here to help you master on noting details about the character. The scope of this module permits it to be used in many different learning situations. The language used recognizes the diverse vocabulary level of students. The lessons are arranged to follow the standard sequence of the course. But the order in which you read them can be changed to correspond with the textbook you are now using.

After going through this module, you are expected to read simple sentences and leveled stories and note details regarding the character (**EN3RC-10-2.2**).

Enjoy your journey. Good luck!



What I Know

Directions: Read the story below and answer the questions follow. Choose the letter of the correct answer. Write your answers on a separate sheet of paper.

Rose in a Vase

Myca smells the red Rose in the vase.

“Oh, no, there's a bug on the petal. It is a bad bug.” Myca gets the Rose and the bug flies.



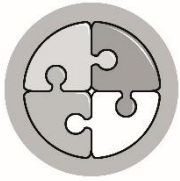
1. Who smells the red rose in the vase?
a. Myca b. bug
2. What does Myca see on the petal?
a. vase b. bug
3. What does Myca say about the bug?
a. fat b. bad
4. What happens to the bug when Myca gets the rose?
a. disappear b. flies
5. What did Myca feel when she saw the bug?
a. mad b. happy

Lesson

1

Characters in the Story

Do you have a favorite story? Do you find the characters who can connect to your life's experience? Let's find out how these characters affect your personality.



What's In

Directions: Tell a story about the picture. Write at least three sentences about it. Use the words below to make your sentences. Be ready to share your story.


ball

brothers

flowers

coconut trees

play





What's New

Direction: Read the story below.

The Blind Black Carabao

Once upon a time, there was a blind black carabao who lived in a rice field. His friends were a healthy cat, a rich dog, and a selfish goat.

One day, the blind black carabao found a sack of rice. He had an idea of saving it.




He then asked his friends, "Who will help me pick the sack?"

"Not me," purred the healthy cat.

"Oh no, not me," barked the rich dog.

"Not even me," shouted the selfish goat.

"Then I will," said the blind black carabao.



So, he carried the sack of rice by himself.

When the storm came to their place, the blind black carabao asked his friends, "Who will help me carry the sack?"

Nobody answered him. A healthy cat returned to her chair, a rich dog hid in his house and a selfish goat ran in a distant place.

"Then I will," said the blind black carabao. So, he carried the sack of rice by himself.

When the storm ends, all of them were very hungry. The tired blind black carabao called and asked his friends again, "Who will help me eat the rice?"

"I will," purred the healthy cat.

"I will," barked the rich dog.

"I will," shouted the selfish goat.

"No!" said the blind black carabao. "I will," Then he began to eat the rice. His friends were swallowing their saliva while looking at him eating the rice. He felt pity so he shared his food with them.



“Thank you, carabao. Even though you are blind, you are so hardworking and generous,” said his friends. “Without you, we will all die with hunger,” barked the rich dog.

“That is why you are the favorite animal of the Filipinos,” shouted the selfish goat.

“Next time let us help carabao to find some food in order for us to live,” purred the healthy cat.

“I know you can also do it, so let us help one another,” said the Carabao.



The following week, a healthy cat found some fruit seeds. They all volunteered to plant. When days passed fast, they happily harvested and shared the bounties of their harvests.

Comprehension Questions

Direction: Answer the following questions.

1. What did he want to do with the sack of rice?
2. Which animals did he ask to help him pick and carry the sack of rice? Let's name them.
3. What did each animal say?
4. What did the blind black carabao feel?
5. If you were to choose among the characters in the story, who would you like to be? Why?

Activity A. Describing the Characters

Think about the characters in the story “The Blind Black Carabao”; choose one of the main characters to describe in detail. Complete the chart below.

Character: _____

	Details from the text to support your story.
How would you describe the character?	
How does this character affect in the story?	
Why is this character important in the story?	
What do you feel about the character? Why do you feel that way?	



What is It

Characters are people or animals in a story. The character who is the focus of the story is called the **main character**. The characters are the actors in the story.


In the story, the characters are blind black carabao, rich dog, healthy cat, and selfish goat. They have their own characteristics and attitude.

For us to understand more about the character and attitude, we need to note the details in the story.

Noting details is a comprehension skill that involves choosing out a text from the story read. It is a piece of information like text or picture to fully understand the story.

How do we note details regarding character?

1. Always read the story with full understanding and internalize the text.
2. Jot down notes or highlight texts.

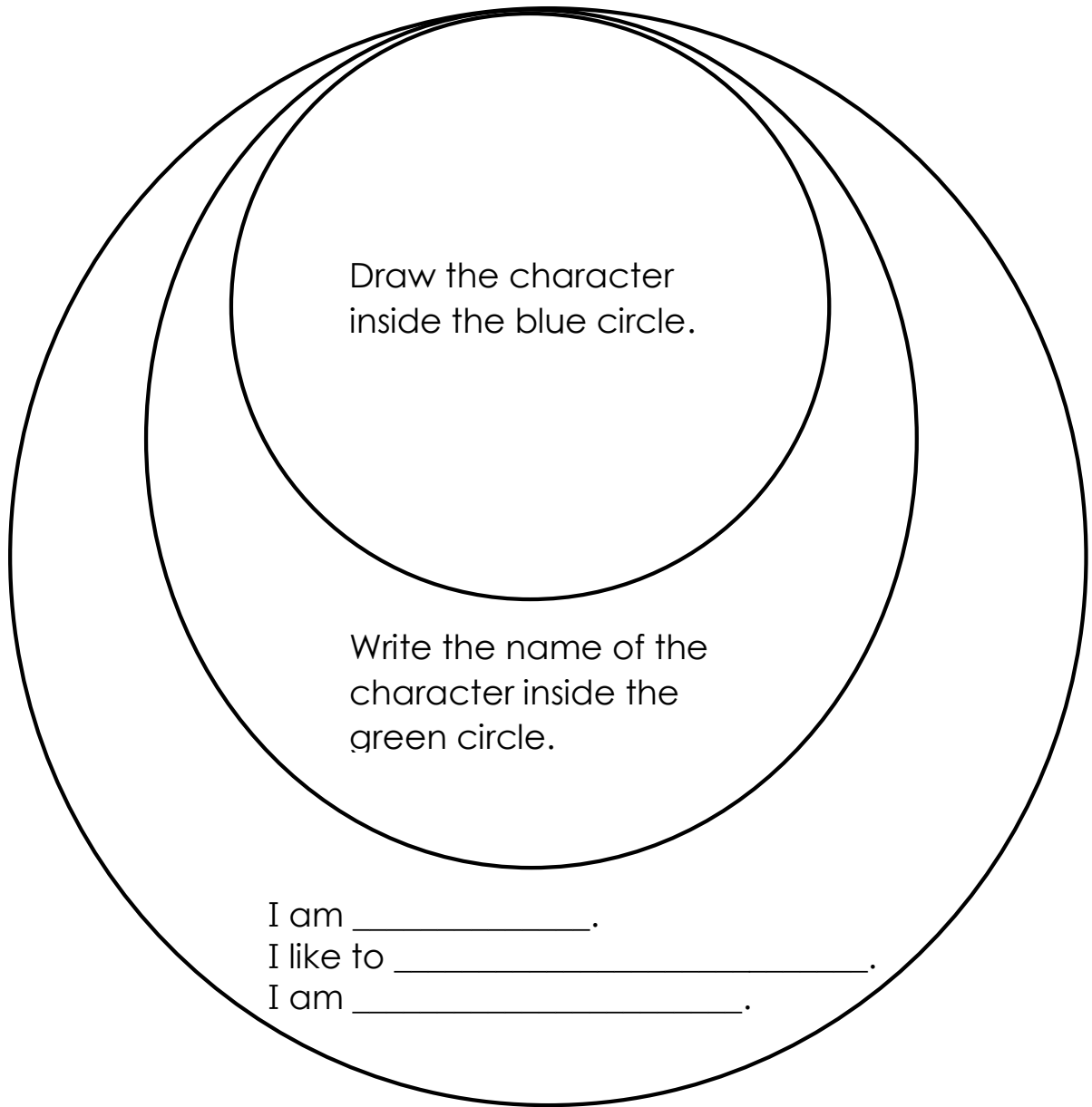


What's More

Activity A.1 Character Profile

One way to identify the characters in the story is to read and understand the whole story and by looking at the illustrations of the story. Can you still recall the characters in the story “The Blind Black Carabao?”

Choose one of the characters in the story and complete its character profile below. Copy the character profile on a separate blank sheet of paper.



Draw the character
inside the blue circle.

Write the name of the
character inside the
green circle.

I am _____.
I like to _____.
I am _____.

Activity A.2 It's a Message

Complete the sentences to tell something about the character.

Pretend to be a selfish goat in the story. Write on a separate blank sheet of paper your message to blind black Carabao when you did not help him to carry the sack of rice.

Dear Blind Black Carabao,

I am sorry, because

Your friend,

Rubric on Writing a Letter

	4 points	3 points	2 points	1 point	TOTAL
Parts of a Letter	Five parts of a letter are included (heading, greeting, body, complimentary close, and signature).	Four parts of a letter are included (heading, greeting, body, complimentary close, and signature).	Three or two parts of a letter are included (heading, greeting, body, complimentary close, and signature).	One or none part of a letter is included (heading, greeting, body, complimentary close, and signature).	
Capitalization and Punctuation	The letter has correct punctuations and has no capitalization errors.	The letter has one or two capitalization/punctuation errors.	The letter has three or four capitalization/punctuation errors.	The letter has more than 4 capitalization/punctuation errors.	
Sentence Structure	All sentences are complete and well-constructed (no fragments or run-ons). Sentences are interesting and varied.	All sentences are complete and well-constructed (no fragments or run-ons).	Most sentences are complete and well-constructed (no fragments or run-ons).	Many sentences are poorly written and structured.	
Spelling	The letter has no spelling errors.	The letter contains 1-2 spelling errors.	The letter contains 3-4 spelling errors.	The letter contains 4 or more spelling errors.	

Content	The letter contains a topic sentence and all sentences related to the topic are all presented.	The letter contains a topic sentence and all sentences related to the topic are mostly presented .	The letter contains a vague topic sentence and few sentences related to the topic are not presented .	The letter does not contain a topic sentence and no sentences related to the topic is not presented .	

Activity B. Choose Me

In your notebook, draw a character that shows good attitude in the story. Write at least 2-3 sentences about your drawing.

Rubric on Drawing

	3 points	2 points	1 point	TOTAL
Clarity	Easy to interpret	Make some sense	Hardly make sense	
Content	Shows clear understanding of concept	Shows a fair understanding of concept	Hardly shows understanding of concept	
Creativity	Shows competent quality of work with better artistic imagination	Shows fair quality of work with good artistic imagination	Shows poor quality of work with no artistic imagination	



What I Have Learned

Direction: Answer the following questions.

- A. How will you identify the character(s) in the story?
- B. What do you call on the character who is the focus in the story?
- C. How will you write the details on the character in the story?



What I Can Do

Directions: Write the name of your family members and their characteristics in the table.

Name	Characteristics



Assessment

Directions: Read the story below. Answer the questions in the table.

Mike has a kite and a bike. He rides on his bike to the playground. He flies his kite. One day, the kite fell on the playground. Mike was sad. He had no more kite.



Who is the character in the story?	
Why is he sad?	
If you have the chance to write an ending of the story, what would you like to write? Why?	



Additional Activity

Directions: Recall the story on “The Blind Black Carabao”. Fill out the data needed in the story map. Do this on a separate sheet of paper.

Carabao Story Map

Characters:

Ending:



Answer Key

<p>Assessment</p> <p>>Mike >The kite fell on the playground. He had no more kite. >Mike asks help to his friend to make another kite. (Answers may vary.)</p> <p>Additional Activities</p> <p>Characters: Blind Black Carabao, Selfish Goat, Healthy Cat, Rich Dog. Ending: They learned to help their friend blind black Carabao to carry, plant, harvest and share the bounties of their harvests (Answers may vary.)</p>	<p>What I have learned</p> <p>A. By noting details about characters in the story. B. Main Character C. Always read the story with full understanding and internalize the text. Jot down notes or highlight texts. (Answers may vary.)</p> <p>What I can do</p> <p>Anton (father) – loving, tall, and hardworking. Lily (sister) – beautiful and sincere. Den-den (younger brother) – chubby, big eyes and noisy. (Answers may vary.)</p>	<p>Activity A. 2</p> <p>Dear Blind Black Carabao, I am sorry because I am selfish. I did not help you to carry the sack of rice. Next time, I promise to help you carry the sack of bananas. Your friend, Goat (The content of the letter may vary.)</p> <p>Activity B</p> <p>This is blind black Carabao. He is helpful to the farmers. He carries sacks of rice every day. I am thankful that we have rice to eat every meal. (Sentences may vary.)</p>
<p>Activity A.1</p> <p>-Illustration of Blind black Carabao -I am Carabao. -I like to give foods to my friends. - I am happy. (Answers may vary.)</p> <p>> He is the main character. Carabao is the savior of everybody in the story. > I feel blessed about the character because even if he is blind but still he has four legs to work hard and he is kind to his friends. (Answers may vary.)</p>	<p>What's New</p> <p>Comprehension Questions</p> <ol style="list-style-type: none"> 1. He wants to save a sack of rice. 2. Healthy cat, rich dog, and selfish goat. 3. Each animal says "Not me". 4. He feels tired and hungry. 5. I would like to be blind black Carabao because he is hardworking and generous. (Answers may vary.) <p>Activity A</p> <p>Character: Blind Black Carabao</p> <ul style="list-style-type: none"> > Black, blind, big, have four legs, fat, hardworking and generous. > Carabao is a good example to other character of the story. 	<p>What I Know</p> <ol style="list-style-type: none"> 1. A 2. B 3. B 4. B 5. A <p>What's In</p> <p>Junie and John-John are brothers. They are going to the garden that is full of flowers and coconut trees. Then, they found a ball. Junie wants to return to the owner but John-John insists to play the ball. (Answers may vary.)</p>

References

K to 12 English Curriculum Guide May 2016, pg. 54. Department of Education. DepEd Complex, Meralco Ave., 1600 Pasig City, Philippines.

Flores, Ponciano Mil, Esperanza D. Cruz, Ana Lou Caspi, Criselda DG Ochang, Jeanette V. Sison, Raymond Bustamante, Rose B. Pamintuan, Jelly L. Sore, Aurea L. Mazo, Myra R. Labay, Ivy Romano, Leah Bautista, Dinah Bonao, Evelyn Mamangon, Josie Mendoza. *Let's Get Better in Reading*. Pasig City: Department of Education, 47.

For inquiries or feedback, please write or call:

Department of Education - Bureau of Learning Resources (DepEd-BLR)

Ground Floor, Bonifacio Bldg., DepEd Complex
Meralco Avenue, Pasig City, Philippines 1600

Telefax: (632) 8634-1072; 8634-1054; 8631-4985

Email Address: blr.lrqad@deped.gov.ph * blr.lrpd@deped.gov.ph