


English

Quarter 1 – Module 2: Recognizing the Alphabets and Words with Medial /e/



GOVERNMENT PROPERTY
NOT FOR SALE

English – Grade 2
Alternative Delivery Mode
Quarter 1 – Module 2: Recognizing the Alphabets and Words with Medial /e/
First Edition, 2020

Republic Act 8293, section 176 states that: No copyright shall subsist in any work of the Government of the Philippines. However, prior approval of the government agency or office wherein the work is created shall be necessary for exploitation of such work for profit. Such agency or office may, among other things, impose as a condition the payment of royalties.

Borrowed materials (i.e., songs, stories, poems, pictures, photos, brand names, trademarks, etc.) included in this module are owned by their respective copyright holders. Every effort has been exerted to locate and seek permission to use these materials from their respective copyright owners. The publisher and authors do not represent nor claim ownership over them.

Published by the Department of Education
Secretary: Leonor Magtolis Briones
Undersecretary: Diosdado M. San Antonio

Development Team of the Module

Writers:	Liezl D. De Jesus
Editor:	Rodel D. Lintag
Reviewer:	Rodel D. Lintag
Illustrators:	Apple Bloody Rose M. Valencia, Liezl D. De Jesus
Layout Artist:	Norylen D. Cunanan
Management Team:	Nicolas T. Capulong, Librada M. Rubio, Ma. Editha R. Caparas Nestor P. Nuesca, Ramil G. Illustre, Rodel D. Lintag, Liezl D. De Jesus

Printed in the Philippines by _____
Department of Education – Region III

Office Address: Diosdado Macapagal Government Center
Maimpis City of San Fernando (P)
Telefax: (045) 598-8580 to 89; (045) 402-7003 to 05
E-mail Address: region3@deped.gov.ph

English

Quarter 1 – Module 2:
Recognizing the Alphabets and
Words with Medial /e/

Introductory Message

This Self-Learning Module (SLM) is prepared so that you, our dear learners, can continue your studies and learn while at home. Activities, questions, directions, exercises, and discussions are carefully stated for you to understand each lesson.

Each SLM is composed of different parts. Each part shall guide you step-by step as you discover and understand the lesson prepared for you.

Pre-tests are provided to measure your prior knowledge on lessons in each SLM. This will tell you if you need to proceed on completing this module or if you need to ask your facilitator or your teacher's assistance for better understanding of the lesson. At the end of each module, you need to answer the post-test to self-check your learning. Answer keys are provided for each activity and test. We trust that you will be honest in using these.

In addition to the material in the main text, Notes to the Teacher are also provided to our facilitators and parents for strategies and reminders on how they can best help you on your home-based learning.

Please use this module with care. Do not put unnecessary marks on any part of this SLM. Use a separate sheet of paper in answering the exercises and tests. And read the instructions carefully before performing each task.

If you have any questions in using this SLM or any difficulty in answering the tasks in this module, do not hesitate to consult your teacher or facilitator.

Thank you.



What I Need to Know

This module will assist you in facilitating the lesson to the learners, particularly the alphabets and words with medial e. It will also help learners develop their decoding skills.

Please supervise the learner during the learning activities. Answers are written at the back of this module. Inculcate to the learners the virtue of honesty while answering this module.

At the end of this module, you are expected to:

1. recognize the letters of the English and Filipino alphabets; and
2. recognize words with medial /e/.



What I Know

- The English Alphabet has 26 letters, while the Filipino Alphabet has 28 letters.
- There are letters in the Filipino Alphabet (Alpabetong Filipino) that are not present in the English Alphabet. These letters are ng and ñ.
- Letters make up a word. Each letter in a word is represented by a letter sound.

- Some words have the *medial e sound*. Here are some examples. *web, net, bed, ten*

Name the given letters of the Filipino alphabet.
Now, copy the letters that belong to the English Alphabet on a sheet of paper or in your notebook.

Aa	Bb	Cc	Dd
Ee	Ff	Gg	Hh
Ii	Jj	Kk	Ll
Mm	Nn	Ññ	Ng ng
Oo	Pp	Qq	Rr
Ss	Tt	Uu	Vv
Ww	Xx	Yy	Zz

Questions:

How many letters are in the Filipino alphabet?

How many letters do not belong to the English Alphabet?

Which are these two letters?

Now, write the missing letters of the English Alphabet on a sheet of paper or notebook.


1.Aa	Bb	_____	Dd
2._____	Ff	Gg	_____
3.Ii	_____	Kk	Ll
4.Mm	Nn	_____	_____
5._____	_____	Ss	Tt
6._____	Vv	Ww	_____
7.Yy	_____		

Lesson

1

Recognizing the Alphabets and Words with Medial /e/

Learning to recognize the alphabets and words with medial /e/ is a skill that each learner should learn. When we talk about alphabets, we are also dealing with sounds. Knowing how to recognize alphabets will help the learners to produce the appropriate sounds.



What's In









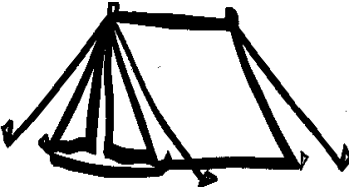
As we learned, a word is made up of letters and in reading words, we have to sound out all the letters together. There are words that could be read or decoded by blending the sounds of the letters.

The word **bed** is made up of three (3) letters. These are letters b-e-d. Each of the letters is represented by a sound. Letter b, the beginning letter, has the /b/ sound. Letter d, the final or end letter, has the /d/ sound, while letter e, being the medial letter, has the short /e/ sound.



What's New

Write the beginning or initial letter of each word on a sheet of paper or in your notebook.

		
1. __en	__en	__eg
		
2. __et	__eb	__est
		
3. __ell	__et	__ent

Questions:

1. How are words similar? _____
2. What is their medial sound? _____

Remember:


- The English Alphabet has 26 letters.
- The Filipino Alphabet has 28 letters.
- There are two letters in the Filipino Alphabet that are *not* present in the English Alphabet. These are letters ng and ñ.



What is it

Write the letters before, between and after the given letters of the English Alphabet. Do the activity on a sheet of paper or in your notebook.







1. Cc	Dd	_____	_____
2. _____	_____	Oo	Pp
3. Ww	_____	_____	Zz
4. _____	_____	Jj	Kk
5. Ll	Mm	_____	_____
6. _____	_____	Tt	Uu
7. Aa	Bb	_____	_____



What's More

Guided Activity 1

Write the final or ending letter of each word. Write your answer on a sheet of paper or in your notebook.

		
he__	ke__	te__
		
le__	je__	me__

Guided Assessment 1

Write the next three letters of the given Filipino Alphabet. Do the activity on a sheet of paper or in your notebook.

1.	Aa			
2.	Ee			
3.	Jj			
4.	Nn			
5.	Qq			

Guided Activity 2

Copy this in your notebook and write the missing letters of the Filipino Alphabet.

Aa		Cc	Dd		Ff
	Hh			Kk	
Mm	Nn			Oo	Pp
Qq			Tt	Uu	
	Xx	Yy			

Guided Assessment 2

Read the given rhyme and observe how the sounds of words end. Orally, read and answer the questions that follow.

Pen's Hen
(by: Liezl D. De Jesus)

Pen has a pet hen.
The hen is in the den.
Pen went to the den
to feed his hen.
He saw ten eggs in the nest.
He called his brother Len to see the ten eggs.

1. Who has a pet? _____
2. What is his pet? _____
3. How many eggs does the hen have? _____
4. Where is the hen? _____

Read the answers you have given.

Pen	hen
ten	den

Read and answer the questions orally.

- How are the words similar?
- What medial sound do they all have?
- Give the sound of medial /e/.

Independent Activity 1

A. Do the following activities on a sheet of paper or in your notebook.

1. Write the big and small letters of the English Alphabet.

Aa						
				Zz		

2. Write the big and small letters of the Filipino Alphabet.

Aa						
						Zz

B. Answer the questions orally.

1. How many letters does the English Alphabet have?

2. How many letters does the Filipino Alphabet have?

3. What two letters does the Filipino Alphabet have that are not present in the English Alphabet?

4. What is the medial letter of the words **hen**, **ten** and **men**? _____

5. What is a word made up? _____

6. Why is it important to know these alphabets?

Independent Assessment 1

In which alphabets are the following letters found?

Write your answers on a sheet of paper or in your notebook. (*Note: There are numbers that may have 2 answers.*)

1. Kk	English Alphabet	Filipino Alphabet
2. NGng	English Alphabet	Filipino Alphabet
3. Zz	English Alphabet	Filipino Alphabet
4. Xx	English Alphabet	Filipino Alphabet
5. Ññ	English Alphabet	Filipino Alphabet

Independent Activity 2

Read the sentences and answer the questions that follow.

Write your answers on a sheet of paper or in your notebook.

Sentences	Choices
1. Ted has a big red bell in his belt. Who has a big bell?	Ted Red Med
2. Ben saw a keg in the den. What did Ben see?	den keg ten
3. Jen fed the ten hens at 10:00 am. What time did Jen feed the ten hens?	11:00 am 12:00 am 10:00 am
4. Mother and Red went to the market. Where did Mother and Red go?	church market school
5. Ten men helped clean the jet. Who helped clean the jet?	Ben ten men

Independent Assessment 2

Draw inside the boxes objects that begin with the following letters. Do this activity on a sheet of paper or in your notebook.

f	m	l	s
p	b	d	t
n	h	g	c



What I Have Learned

Remember:

- The **English Alphabet** has **26** letters.
- The **Filipino Alphabet** has **28** letters.
- There are **two** letters in the Filipino Alphabet that are *not* present in the English Alphabet. These are letters **ñ** and **ng**.
- Letters make up a word. The **English Alphabet** has **26** letters, while the **Filipino Alphabet** has **28** letters. Each letter in a word is represented by a letter sound.
- Some words have the *medial /e/ sound*. Here are some examples.

<i>web</i>	<i>net</i>	<i>bed</i>	<i>ten</i>
<i>men</i>	<i>pet</i>	<i>Ben</i>	<i>Red</i>
<i>keg</i>	<i>jet</i>	<i>leg</i>	<i>bell</i>



What I Can Do

Draw inside the boxes objects that begin with the following letters. Do this activity on a sheet of paper or in your notebook.

c	n	r	k
o	d	a	l
s	f	h	v
w	i	e	j



Assessment

Write the letters of the English Alphabet in order.
Do this activity on a sheet of paper or in your notebook.



Additional Activities

Write a word with medial /e/ and begins with each letter.

Do this on a sheet of paper or in your notebook.

1. b _____	2. s _____	3. m _____
4. t _____	5. r _____	6. p _____
7. a _____	8. k _____	9. t _____



Answer Key

What's New

- ten pen keg
- jet web nest
- bell net tent

They all have the same medical sound.
Medical /e/

What I Know

- Cc
- Ee Hh
- Jj
- Oo Pp
- Qq Rr
- Uu Xx
- Zz

What is It

1	Ee	Ff
2	Mm	Nn
3	Xx	Yy
4	Hh	Ii
5	Nn	Oo
6	Rr	Ss
7	Cc	Dd

What's More Guided Activity 1

hen	keg	ten
leg	jet	men

Guided Activity 2

1. Pen
2. hen
3. ten
4. den

Guided Assessment 1

W					
	R	S			V
G	I	J	N	NG	
B					E

Guided Activity 1

1	Aa	Bb	Cc	Dd
2	Ee	Ff	Gg	Hh
3	Jj	Kk	Ll	Mm
4	Nn	Nn	Ngng	Oo
5	Qq	Rr	Ss	Tt

Guided Assessment 2

1. Pen
2. hen
3. ten
4. den

Independent Activity 1

(English)

Additional Activity

Answers may vary.

Aa	Bb	Cc	Dd	Ee	Ff	Gg	Hh
Ii	Jj	Kk	Ll	Mm	Nn	Oo	Pp
Qq	Rr	Ss	Tt	Uu	Vv	Ww	Xx
Yy	Zz						

Independent Activity 1

1. English and Filipino Alphabets
2. Filipino Alphabet
3. English and Filipino Alphabets
4. English and Filipino

Independent Activity 2

1. Ted
2. keg
3. 10:00 am
4. market
5. men

Questions:

- 26
- 28
- n, ng
- /e/
- letters
- to help us form words and read

Independent Activity 1

Filipino Alphabet

Aa	Bb	Cc	Dd	Ee	Ff	Gg	Hh
Ii	Jj	Kk	Ll	Mm	Nn	Ngng	Oo
Pp	Qq	Rr	Ss	Tt	Uu	Vv	Ww
Xx	Yy	Zz					

Assessment (English)

Aa	Bb	Cc	Dd	Ee	Ff	Gg	Hh
Ii	Jj	Kk	Ll	Mm	Nn	Oo	Pp
Qq	Rr	Ss	Tt	Uu	Vv	Ww	Xx
Yy	Zz						

References

Hipolito, Myrna, Magdalena Rosopa, Porfiria Santos, Marimel Jane Polita, Eliza Cerveza, Rose Ann Pamintuan, Nerissa Lomeda, and Amcy Esteban. 2013. English 2 Learner'S Material. 1st ed. Philippines: Department of Education

"K To 12 Curriculum Guide In English". 2016. Deped.Gov.Ph.
<https://www.deped.gov.ph/wp-content/uploads/2019/01/English-CG.pdf>.

Department of Education. "K To 12 Most Essential Learning Competencies With Corresponding CG Codes". Pasig City: Department of Education Central Office, 2020.

For inquiries or feedback, please write or call:

Department of Education-Bureau of Learning Resources (DepEd-BLR)

Ground Floor, Bonifacio Bldg., DepEd Complex
Meralco Avenue, Pasig City, Philippines 1600

Telefax: (632) 8634-1072; 8634-1054; 8631-4985

Email Address: blr.lrqad@deped.gov.ph * blr.lrpd@deped.gov.ph